

EXHIBIT D.2:

Zone Change Map and Matrices

Downtown Community Plan

CF 22-0617; CPC-2017-432-CPU; CPC-2014-1582-CA; ENV-2017-433-EIR

Recommended by the City Planning Commission on September 23, 2021

September 2022

ORDINANCE NO. _____

An ordinance amending Section 12.04 of the Los Angeles Municipal Code by amending the zoning map.

**THE PEOPLE OF THE CITY OF LOS ANGELES
DO HEREBY ORDAIN AS FOLLOWS:**

Sec. 1. Section 12.04 of the Los Angeles Municipal Code is hereby amended by changing the zones and zone boundaries shown upon portions of the zone map attached thereto and made a part of Article 2, Chapter 1, of the Los Angeles Municipal Code, so that such portions of the zoning map entitled "Downtown Plan Area," the accompanying diagrams and the Table for Section 1 attached hereto and incorporated herein by this reference.

Sec. 2. Severability. If any provision of this ordinance is found to be unconstitutional or otherwise invalid by any court of competent jurisdiction, that invalidity shall not affect the remaining provisions of this ordinance, which can be implemented without the invalid provisions and, to this end, the provisions of this ordinance are declared to be severable. The City Council hereby declares that it would have adopted each and every provision and portion thereof not declared invalid or unconstitutional, without regard to whether any portion of the ordinance would be subsequently declared invalid or unconstitutional.

Sec. 3. The City Clerk shall certify to the passage of this ordinance and have it published in accordance with Council policy, either in a daily newspaper circulated in the City of Los Angeles or by posting for ten days in three public places in the City of Los Angeles: one copy on the bulletin board located at the Main Street entrance to Los Angeles City Hall; one copy on the bulletin board located at the Main Street entrance to the Los Angeles City Hall East; and one copy on the bulletin board located at the Temple Street entrance to the Los Angeles County Hall of Records.

Approved as to Form and Legality

MICHAEL N. FEUER, City Attorney

Pursuant to Charter Section 559, I
approve this ordinance on behalf of the
City Planning Commission and
recommend that it be adopted.

By _____

VINCENT P. Bertoni, AICP
Director of Planning

Date _____

Date _____

File No. _____

The Clerk of the City of Los Angeles
hereby certifies that the foregoing
ordinance was passed by the Council of
the City of Los Angeles.

CITY CLERK

MAYOR

Ordinance Passed _____

Approved _____

Subarea	Zone From - [To]
DTL-1030-C	PF-1 - FWY
DTL-130-J	Unzoned - FWY
DTL-140-B	Unzoned - FWY
DTL-1500-C	Unzoned - FWY
DTL-160-E	Unzoned - [VF1-WH1-5] [OS1-N]
DTL-1630-D	Unzoned - FWY
DTL-1640-E	C4-2D - [LM2-MU2-5] [RX1-FA] [CPIO]
DTL-1680-B	Unzoned - FWY
DTL-2240-B	Unzoned - FWY
DTL-400-D	Unzoned - FWY
DTL-660-E	Unzoned - FWY
DTL-700-B	Unzoned - FWY
DTL-770-C	Unzoned - FWY
DTL-990-B	Unzoned - FWY
DTL-1000-A	[T][Q]C2-2D-RIO - [MB3-CDF1-5] [IX4-FA] [CPIO]
DTL-1000-B	M3-1-RIO - [MB1-WH1-5] [IX2-FA]
DTL-1000-C	M3-1-RIO - [MB3-CDF1-5] [IX4-FA] [CPIO]
DTL-1000-D	M3-1-RIO - [MM1-CDF1-5] [IX4-FA] [CPIO]
DTL-1000-E	PF-1XL-RIO - [MB3-CDF1-5] [P2-FA] [CPIO]
DTL-1000-F	PF-1XL - FWY
DTL-100-A	[Q]C2-2D-RIO - [MB3-CDF1-5] [IX4-FA] [CPIO]
DTL-100-B	[T][Q]C2-2D-RIO - [MB3-CDF1-5] [IX4-FA] [CPIO]
DTL-100-C	M3-1-RIO - [MB3-CDF1-5] [IX4-FA] [CPIO]
DTL-1010-A	M2-2D - [MB1-WH1-5] [IX2-FA]
DTL-1010-B	M2-2D - [MB4-G1-5] [IX1-FA] [CPIO]
DTL-1010-C	M2-2D - [MB4-SH1-5] [IX1-FA] [CPIO]
DTL-1020-A	M2-2D - [MB1-WH1-5] [IX2-FA]
DTL-1030-A	M2-2D - [LF2-WH1-6] [I1-N]
DTL-1030-B	M3-2D - [LF2-WH1-6] [I1-N]
DTL-1030-D	PF-1 - FWY
DTL-1040-A	M2-2D - [LF2-WH1-6] [I1-N]
DTL-1050-A	M2-1 - [LF2-WH1-5] [I1-N]
DTL-1050-B	M2-2D - [LF2-WH1-6] [I1-N]
DTL-1050-C	PF-1 - FWY
DTL-1050-D	PF-2D - [LF2-WH1-6] [P2-FA]
DTL-1060-A	M2-2D - [LF2-WH1-6] [I1-N]
DTL-1060-B	PF-1 - FWY
DTL-1060-C	PF-2D - [LF2-WH1-6] [P2-FA]
DTL-1070-A	[Q]C2-2D - [MB4-G1-5] [IX1-FA] [CPIO]
DTL-1070-B	M2-2D - [MB4-G1-5] [IX1-FA] [CPIO]
DTL-1070-C	M2-2D - [MB4-SH1-5] [IX1-FA] [CPIO]
DTL-1070-D	OS-2D - [VF1-WH1-5] [OS1-N]

Subarea	Zone From - [To]
DTL-1070-E	PF-2D - [MB4-G1-5] [P2-FA] [CPIO]
DTL-1080-A	M2-2D - [MB4-SH1-5] [IX4-FA]
DTL-1080-B	M3-2D - [MB4-SH1-5] [IX4-FA]
DTL-1090-A	M2-2D - [LF2-WH1-6] [I1-N]
DTL-1090-B	M3-2D - [LF2-WH1-6] [I1-N]
DTL-1100-A	M2-2D-O-SN - [DM1-SH1-5] [IX3-FA] [SN-CPIO-O]
DTL-1100-B	M2-2D-O-SN - [MB1-WH1-5] [IX2-FA] [SN-O]
DTL-1100-C	M2-2D - [DM1-SH1-5] [IX3-FA] [CPIO]
DTL-1100-D	M2-2D - [MB1-WH1-5] [IX2-FA]
DTL-1100-E	PF-1-O - FWY-O
DTL-1100-F	PF-1 - FWY
DTL-110-A	M3-1-RIO - [MB2-CDR1-5] [IX4-FA] [CPIO]
DTL-110-B	M3-1-RIO - [MB3-CDF1-5] [IX4-FA] [CPIO]
DTL-110-C	M3-1-RIO - [MM1-CDR1-5] [IX4-FA] [CPIO]
DTL-110-D	OS-1XL-RIO - [VF1-WH1-5] [OS1-N]
DTL-110-E	PF-1XL-RIO - [MB3-CDF1-5] [P2-FA] [CPIO]
DTL-110-F	PF-1XL-RIO - [MM1-CDR1-5] [P2-FA] [CPIO]
DTL-1110-A	M2-2D - [LF2-WH1-6] [I1-N]
DTL-1110-B	PF-2D - [LF2-WH1-6] [P2-FA]
DTL-1120-A	(T)(Q)C2-4D - [MB4-SH1-5] [IX1-FA] [CPIO]
DTL-1120-B	M2-2D - [MB4-G1-5] [CX2-FA] [CPIO]
DTL-1120-C	M2-2D - [MB4-G1-5] [IX3-FA] [CPIO]
DTL-1120-D	M2-2D - [MB4-SH1-5] [CX2-FA] [CPIO]
DTL-1120-E	M2-2D - [MB4-SH1-5] [IX1-FA] [CPIO]
DTL-1120-F	M2-2D - [MB4-G1-5] [CX2-FA] [CPIO]
DTL-1120-G	PF-2D - [MB4-SH1-5] [CX2-FA] [CPIO]
DTL-1120-H	PF-2D - [MB4-SH1-5] [P2-FA] [CPIO]
DTL-1130-A	[T][Q]C2-4D - [MB4-G1-5] [IX1-FA] [CPIO]
DTL-1130-B	M2-2D - [MB4-G1-5] [IX1-FA] [CPIO]
DTL-1130-C	M2-2D - [MB4-SH1-5] [IX1-FA] [CPIO]
DTL-1130-D	PF-2D - [MB4-G1-5] [P2-FA] [CPIO]
DTL-1140-A	[T][Q]C2-4D - [MB4-SH1-5] [IX1-FA] [CPIO]
DTL-1140-B	M2-2D - [MB4-G1-5] [IX1-FA] [CPIO]
DTL-1140-C	M2-2D - [MB4-SH1-5] [IX1-FA] [CPIO]
DTL-1150-A	M2-2D - [DM1-MK1-5] [IX3-FA]
DTL-1150-B	M2-2D - [DM1-SH1-5] [IX3-FA] [CPIO]
DTL-1150-C	M2-2D - [MB1-WH1-5] [IX2-FA]
DTL-1150-D	PF-2D - [MB1-G1-5] [P2-FA] [CPIO]
DTL-1160-A	M2-2D - [DM1-G1-5] [IX3-FA] [CPIO]
DTL-1160-B	M2-2D - [DM1-MK1-5] [IX3-FA]
DTL-1160-C	M2-2D - [DM1-SH1-5] [IX3-FA] [CPIO]
DTL-1160-D	M2-2D - [MB1-WH1-5] [IX2-FA]

Subarea	Zone From - [To]
DTL-1170-A	M2-2D - [DM1-SH1-5] [IX3-FA] [CPIO]
DTL-1170-B	M2-2D - [MB1-WH1-5] [IX2-FA]
DTL-1180-A	[T][Q]C2-2D-SN - [DM1-MK1-5] [IX3-FA] [CPIO-SN]
DTL-1180-B	[T][Q]C2-2D-SN - [DM1-SH1-5] [CX3-FA] [CPIO-SN]
DTL-1180-C	M2-2D - [DM1-AL1-5] [IX3-FA] [CPIO]
DTL-1180-D	M2-2D - [DM1-MK1-5] [IX3-FA] [CPIO]
DTL-1190-A	M2-2D - [DM1-MK1-5] [IX3-FA] [CPIO]
DTL-1190-B	M2-2D - [DM1-SH1-5] [IX3-FA] [CPIO]
DTL-1200-A	M2-2D - [DM1-MK1-5] [IX3-FA]
DTL-1200-B	M2-2D - [DM1-SH1-5] [IX3-FA] [CPIO]
DTL-1200-C	M2-2D - [MB1-WH1-5] [IX2-FA]
DTL-1200-D	M2-2D - [MB4-SH1-5] [IX1-FA] [CPIO]
DTL-120-A	[T][Q]C2-2-RIO - [MB3-CDF1-5] [IX4-FA] [CPIO]
DTL-120-B	M3-1-RIO - [MB2-CDR1-5] [IX4-FA] [CPIO]
DTL-120-C	M3-1-RIO - [MB3-CDF1-5] [IX4-FA] [CPIO]
DTL-120-D	M3-1-RIO - [MM1-CDR1-5] [IX4-FA] [CPIO]
DTL-120-E	OS-1XL-RIO - [VF1-WH1-5] [OS1-N]
DTL-120-F	PF-1XL-RIO - [MM1-CDR1-5] [IX4-FA] [CPIO]
DTL-120-G	PF-1XL-RIO - [MM1-CDR1-5] [P2-FA] [CPIO]
DTL-1210-A	M2-2D - [DM1-MK1-5] [IX3-FA] [CPIO]
DTL-1210-B	M2-2D - [HM1-CHC1-5] [CX2-FA] [CPIO]
DTL-1210-C	PF-2D-O - [HM1-CHC1-5] [P2-FA] [CPIO-O]
DTL-1220-A	M2-2D - [DM1-G1-5] [IX3-FA] [CPIO]
DTL-1220-B	M2-2D - [HB1-G1-5] [CX2-FA] [CPIO]
DTL-1230-A	M2-2D - [HM1-CHC1-5] [CX2-FA] [CPIO]
DTL-1240-A	[T][Q]C2-4D - [HB1-G1-5] [CX2-FA] [CPIO]
DTL-1240-B	M2-2D - [HB1-G1-5] [CX2-FA] [CPIO]
DTL-1250-A	(T)(Q)C2-2 - [HM1-CHC1-5] [CX2-FA] [CPIO]
DTL-1250-B	M2-2D - [HM1-CHC1-5] [CX2-FA] [CPIO]
DTL-1260-A	[Q]C5-2D - [DM3-CHC1-5] [CX2-FA] [CPIO]
DTL-1260-B	[Q]C5-2D - [HM1-CHC1-5] [CX2-FA] [CPIO]
DTL-1260-C	M2-2D - [DM3-CHC1-5] [CX2-FA] [CPIO]
DTL-1260-D	M2-2D - [HM1-CHC1-5] [CX2-FA] [CPIO]
DTL-1260-E	PF-2D - [HM1-CHC1-5] [P2-FA] [CPIO]
DTL-1270-A	C2-4D - [DM4-CHC1-5] [CX2-FA] [CPIO]
DTL-1280-A	M2-2D - [DM1-AL1-5] [CX3-FA] [CPIO]
DTL-1280-B	M2-2D - [DM1-AL1-5] [IX3-FA] [CPIO]
DTL-1280-C	M2-2D - [DM1-G1-5] [CX3-FA] [CPIO]
DTL-1280-D	M2-2D - [DM1-G1-5] [IX3-FA] [CPIO]
DTL-1280-E	M2-2D - [DM1-SH1-5] [CX3-FA] [CPIO]
DTL-1290-A	[T][Q]C2-2D-SN - [DM1-G1-5] [CX3-FA] [CPIO-SN]
DTL-1290-B	[T][Q]C2-2D-SN - [DM1-SH1-5] [CX3-FA] [CPIO]

Subarea	Zone From - [To]
DTL-1290-C	M2-2D - [DM1-AL1-5] [IX3-FA] [CPIO]
DTL-1290-D	M2-2D - [DM1-G1-5] [CX3-FA] [CPIO]
DTL-1290-E	M2-2D - [DM1-G1-5] [IX3-FA] [CPIO]
DTL-1290-F	M2-2D - [DM1-SH1-5] [CX3-FA] [CPIO]
DTL-1300-A	M2-2D - [DM1-AL1-5] [IX3-FA] [CPIO]
DTL-1300-B	M2-2D - [DM1-G1-5] [IX3-FA] [CPIO]
DTL-1300-C	M2-2D - [HB1-G1-5] [CX2-FA] [CPIO]
DTL-130-A	(Q)C2-1-RIO - [MB3-CDF1-5] [IX4-FA] [CPIO]
DTL-130-B	(T)(Q)CM-2D-RIO - [MM1-CDF1-5] [IX4-FA] [CPIO]
DTL-130-C	(T)(Q)M3-2D-RIO - [MM1-CDF1-5] [IX4-FA] [CPIO]
DTL-130-D	M3-1-RIO - [LF2-WH1-6] [P2-N]
DTL-130-E	M3-1-RIO - [MB2-CDR1-5] [IX4-FA] [CPIO]
DTL-130-F	M3-1-RIO - [MB3-CDF1-5] [IX4-FA] [CPIO]
DTL-130-G	M3-1-RIO - [MM1-CDF1-5] [IX4-FA] [CPIO]
DTL-130-H	M3-1-RIO - [MM1-CDR1-5] [IX4-FA] [CPIO]
DTL-130-I	M3-1 - [MM1-CDF1-5] [IX4-FA] [CPIO]
DTL-130-K	OS-1XL-RIO - [VF1-WH1-5] [OS1-N]
DTL-130-L	PF-1XL - FWY
DTL-1310-A	M2-2D - [DM1-MK1-5] [IX3-FA] [CPIO]
DTL-1310-B	M2-2D - [HM1-CHC1-5] [CX2-FA] [CPIO]
DTL-1320-A	[Q]C5-2D - [HM1-CHC1-5] [CX2-FA] [CPIO]
DTL-1320-B	M2-2D - [HM1-CHC1-5] [CX2-FA] [CPIO]
DTL-1330-A	[Q]R5-4D - [HB3-G1-5] [CX2-FA] [CPIO]
DTL-1340-A	[Q]C5-2D - [DM3-CHC1-5] [CX2-FA] [CPIO]
DTL-1340-B	M2-2D - [HM1-CHC1-5] [CX2-FA] [CPIO]
DTL-1350-A	[Q]C2-4D-CDO-SN - [HM2-CHC1-5] [CX4-FA] [SN-CPIO-CDO]
DTL-1350-B	C2-4D - [HM2-CHC1-5] [CX4-FA] [CPIO]
DTL-1350-C	C2-4D - [HM2-CHC1-5] [CX4-FA] [SN-CPIO-CDO]
DTL-1360-A	[Q]C5-4D-CDO-SN - [DM4-CHC1-5] [CX4-FA] [SN-CPIO-CDO]
DTL-1360-B	C2-4D - [DM4-CHC1-5] [CX2-FA] [CPIO]
DTL-1360-C	C5-4D - [DM4-CHC1-5] [CX2-FA] [CPIO]
DTL-1360-D	C5-4D - [DM4-CHC1-5] [CX4-FA] [CPIO]
DTL-1370-A	[Q]C2-4D-CDO-SN - [HM2-CHC1-5] [CX4-FA] [SN-CPIO-CDO]
DTL-1370-B	[Q]R5-4D - [HM2-CHC1-5] [CX2-FA] [CPIO]
DTL-1380-A	[Q]C5-4D-CDO-SN - [DM4-CHC1-5] [CX4-FA] [SN-CPIO-CDO]
DTL-1380-B	[Q]C5-4D-CDO-SN - [HM2-CHC1-5] [CX2-FA] [SN-CPIO-CDO]
DTL-1380-C	C5-4D - [HM2-CHC1-5] [CX2-FA] [CPIO]
DTL-1390-A	[Q]C5-4D-CDO-SN - [DM4-CHC1-5] [CX4-FA] [SN-CPIO-CDO]
DTL-1390-B	C5-4D - [DM4-CHC1-5] [CX4-FA] [CPIO]
DTL-1390-C	C5-4D - [HB5-SH1-5] [CX4-FA] [CPIO]
DTL-1390-D	C5-4D - [HM2-CHC1-5] [CX2-FA] [CPIO]
DTL-1400-A	[Q]C5-2D-O - [HM1-CHC1-5] [CX2-FA] [CPIO-O]

Subarea	Zone From - [To]
DTL-1400-B	M2-2D - [HM1-CHC1-5] [CX2-FA] [CPIO]
DTL-140-A	M3-1-RIO - [LF2-WH1-6] [I2-N]
DTL-140-C	OS-1XL-RIO - [VF1-WH1-5] [OS1-N]
DTL-140-D	PF-1XL - FWY
DTL-1410-A	C2-4D-O-SN - [HM2-CHC1-5] [CX4-FA] [SN-CPIO-O]
DTL-1420-A	[Q]R5-4D - [HB3-G1-5] [CX3-FA] [CPIO]
DTL-1420-B	C2-4D - [HB3-G1-5] [CX3-FA] [CPIO]
DTL-1430-A	[Q]R5-4D - [HB3-G1-5] [CX3-FA] [CPIO]
DTL-1430-B	C5-4D - [HB3-G1-5] [CX3-FA] [CPIO]
DTL-1440-A	[Q]C5-4D-CDO-SN - [DM4-CHC1-5] [CX4-FA] [SN-CPIO-CDO]
DTL-1440-B	C5-4D - [DM4-CHC1-5] [CX2-FA] [CPIO]
DTL-1450-A	M2-2D - [LF2-WH1-6] [I1-N]
DTL-1450-B	M2-2D - [MB1-WH1-5] [IX2-FA]
DTL-1460-A	[Q]R5-2D - [MB4-G1-5] [CX2-FA] [CPIO]
DTL-1460-B	[Q]R5-2D - [MB4-SH1-5] [CX2-FA] [CPIO]
DTL-1460-C	C2-2D - [HM1-CHC1-5] [CX2-FA] [CPIO]
DTL-1460-D	PF-2D - [MB4-G1-5] [P2-FA] [CPIO]
DTL-1470-A	(T)(Q)C2-2D - [DM1-SH1-5] [IX3-FA] [CPIO]
DTL-1470-B	M2-2D - [DM1-SH1-5] [IX3-FA] [CPIO]
DTL-1470-C	PF-2D - [DM1-SH1-5] [P2-FA] [CPIO]
DTL-1480-A	C2-2D - [DM3-CHC1-5] [CX2-FA] [CPIO]
DTL-1480-B	C2-2D - [HM1-CHC1-5] [CX2-FA] [CPIO]
DTL-1490-A	M3-1-RIO - [LF2-WH1-6] [I1-N]
DTL-1490-B	PF-1 - FWY
DTL-1490-C	PF-1XL - FWY
DTL-1500-A	M3-1-RIO - [LF2-WH1-6] [I2-N]
DTL-1500-B	M3-1-S-RIO - [LF2-WH1-6] [I2-N]
DTL-1500-D	PF-1XL - FWY
DTL-150-A	(T)(Q)C2-2 - [DM2-G1-5] [CX2-FA] [CPIO]
DTL-150-B	[Q]C2-2-RIO - [DM2-G1-5] [CX2-FA] [CPIO]
DTL-150-C	[Q]C2-2 - [DM2-G1-5] [CX2-FA] [CPIO]
DTL-150-D	[T][Q]C2-2-RIO - [DM2-G1-5] [CX2-FA] [CPIO]
DTL-150-E	UC(CA) - [DM2-G1-5] [CX2-FA] [CPIO]
DTL-150-F	UI(CA) - UI(CA)
DTL-150-G	UV(CA) - UV(CA)
DTL-1510-A	M3-1-RIO - [LF2-WH1-6] [I2-N]
DTL-1520-A	M3-1-RIO - [LF2-WH1-6] [I2-N]
DTL-1520-B	PF-1XL - FWY
DTL-1530-A	M2-2D - [MB4-G1-5] [IX4-FA] [CPIO]
DTL-1530-B	M2-2D - [MB4-G1-5] [P2-FA] [CPIO]
DTL-1530-C	M2-2D - [MB4-SH1-5] [IX4-FA] [CPIO]
DTL-1530-D	M2-2D - [MB4-SH1-5] [P2-FA] [CPIO]

Subarea	Zone From - [To]
DTL-1530-E	PF-2D - [MB4-G1-5] [P2-FA] [CPIO]
DTL-1530-F	PF-2D - [MB4-SH1-5] [P2-FA] [CPIO]
DTL-1540-A	(T)(Q)C2-2-RIO - [MB3-CDF1-5] [IX4-FA] [CPIO]
DTL-1540-B	M3-1-RIO - [MB3-CDF1-5] [IX4-FA] [CPIO]
DTL-1540-C	M3-1-RIO - [VF1-WH1-5] [OS1-N]
DTL-1540-D	PF-1XL-RIO - [MB3-CDF1-5] [P2-FA] [CPIO]
DTL-1550-A	M2-2D - [MB4-SH1-5] [IX4-FA]
DTL-1560-A	M2-2D - [MB4-G1-5] [IX4-FA] [CPIO]
DTL-1560-B	M2-2D - [MB4-SH1-5] [IX4-FA] [CPIO]
DTL-1570-A	M2-2D - [MB4-G1-5] [CX2-FA] [CPIO]
DTL-1570-B	M2-2D - [MB4-SH1-5] [CX2-FA] [CPIO]
DTL-1570-C	M2-2D - [MB4-SH1-5] [IX1-FA] [CPIO]
DTL-1580-A	M2-2D - [MB4-G1-5] [IX1-FA] [CPIO]
DTL-1580-B	M2-2D - [MB4-SH1-5] [IX1-FA] [CPIO]
DTL-1580-C	PF-2D - [MB4-G1-5] [P2-FA] [CPIO]
DTL-1580-D	PF-2D - [MB4-SH1-5] [P2-FA] [CPIO]
DTL-1590-A	[Q]C2-4D-CDO - [DM2-SH2-5] [CX1-FA] [CPIO-CDO]
DTL-1590-B	[Q]C4-4D-CDO - [DM2-SH2-5] [CX1-FA] [CPIO-CDO]
DTL-1600-A	PF-4D - [HB4-G1-5] [P2-FA] [CPIO]
DTL-160-A	[Q]C2-2 - [DM5-SH2-5] [CX1-FA] [CPIO]
DTL-160-B	C2-2 - [DM5-SH2-5] [CX1-FA] [CPIO]
DTL-160-C	GW(CA) - GW(CA)
DTL-160-D	MR2-1 - [DM5-SH2-5] [CX1-FA] [CPIO]
DTL-160-F	OS-1XL - [VF1-WH1-5] [OS1-N]
DTL-160-G	PF-1XL - [LF2-WH1-5] [P2-FA] [CPIO]
DTL-160-H	UV(CA) - UV(CA)
DTL-1610-A	PF-2D - [MF1-WH1-5] [P2-FA] [CPIO]
DTL-1620-A	[Q]C2-4D-O-CDO - [MN1-SH2-5] [CX1-FA] [CPIO-O-CDO]
DTL-1630-A	(T)(Q)C2-2D - [DM1-G1-5] [CX2-FA] [CPIO]
DTL-1630-B	C2-2D - [DM1-G1-5] [CX2-FA] [CPIO]
DTL-1630-C	CR-1 - [DM1-G1-5] [CX2-FA] [CPIO]
DTL-1630-E	P-2D - [DM1-G1-5] [CX2-FA] [CPIO]
DTL-1630-F	PF-1 - FWY
DTL-1630-G	R4-1 - [DM1-G1-5] [CX2-FA] [CPIO]
DTL-1630-H	R5-2D - [DM1-G1-5] [CX2-FA] [CPIO]
DTL-1640-A	C2-2D - [DM1-G1-5] [CX2-FA] [CPIO]
DTL-1640-B	C2-2D - [LM2-G1-5] [CX1-FA] [CPIO]
DTL-1640-C	C4-2D - [DM1-G1-5] [CX2-FA] [CPIO]
DTL-1640-D	C4-2D - [LM2-MU2-5] [RX1-FA] [CPIO]
DTL-1640-F	PF-1XL - [DM1-G1-5] [P2-FA] [CPIO]
DTL-1640-G	PF-1XL - FWY
DTL-1640-H	R4-1 - [LM2-MU2-5] [RX1-FA] [CPIO]

Subarea	Zone From - [To]
DTL-1650-A	PF-1 - FWY
DTL-1650-B	PF-2D - [LF2-G1-5] [P2-FA] [CPIO]
DTL-1660-A	C2-2 - [LM2-G1-5] [CX2-FA] [CPIO]
DTL-1660-B	C2-2 - [MN1-AL2-5] [CX1-FA] [CPIO]
DTL-1660-C	C2-2 - [MN1-G1-5] [CX1-FA] [CPIO]
DTL-1660-D	C2-2 - [MN1-SH2-5] [CX1-FA] [CPIO]
DTL-1660-E	C2-2D-O - [LM2-G1-5] [CX2-FA] [CPIO-O]
DTL-1660-F	C2-2D - [LM2-G1-5] [CX1-FA] [CPIO]
DTL-1660-G	C2-2D - [LM2-G1-5] [CX2-FA] [CPIO]
DTL-1660-H	C2-2D - [MN1-AL2-5] [CX1-FA] [CPIO]
DTL-1660-I	C2-2D - [MN1-SH2-5] [CX1-FA] [CPIO]
DTL-1660-J	C2-2D - [MN1-SH2-5] [CX2-FA] [CPIO]
DTL-1660-K	C2-2D - [MN1-SH2-5] [RX1-FA] [CPIO]
DTL-1660-L	OS-1XL - [VF1-WH1-5] [OS1-N]
DTL-1660-M	PF-1XL - [LM2-G1-5] [P2-FA] [CPIO]
DTL-1660-N	PF-1XL - [MN1-G1-5] [P2-FA] [CPIO]
DTL-1660-O	PF-1XL - FWY
DTL-1660-P	R4-1 - [LM2-MU2-5] [RX1-FA] [CPIO]
DTL-1660-Q	R4-2-O - [LM2-G1-5] [CX2-FA] [CPIO-O]
DTL-1670-A	C2-2D - [DM1-G1-5] [CX2-FA] [CPIO]
DTL-1670-B	C2-2D - [DM2-SH2-5] [CX2-FA] [CPIO]
DTL-1670-C	R4-1 - [DM1-G1-5] [CX2-FA] [CPIO]
DTL-1670-D	R4-1 - [LM2-MU2-5] [RX1-FA] [CPIO]
DTL-1680-A	C4-2D - [HB3-G1-5] [CX2-FA] [CPIO]
DTL-1680-C	PF-1 - FWY
DTL-1680-D	R4-2D - [HB3-G1-5] [CX2-FA] [CPIO]
DTL-1690-A	C4-2D - [MB4-G1-5] [CX3-FA] [CPIO]
DTL-1690-B	PF-1 - FWY
DTL-1700-A	C2-2 - [DM2-G1-5] [CX1-FA] [CPIO]
DTL-1700-B	C2-2 - [DM2-G1-5] [CX2-FA] [CPIO]
DTL-1700-C	C2-2 - [DM2-MK1-5] [CX1-FA] [CPIO]
DTL-1700-D	C2-2 - [DM2-SH2-5] [CX1-FA] [CPIO]
DTL-1700-E	C2-2 - [DM2-SH2-5] [CX2-FA] [CPIO]
DTL-170-A	[Q]R3-1 - [LN1-SH2-5] [RX1-FA] [CPIO]
DTL-170-B	C2-2 - [DM2-G1-5] [CX2-FA] [CPIO]
DTL-170-C	C2-2 - [MN1-G1-5] [CX1-FA] [CPIO]
DTL-170-D	C2-2 - [MN1-MK1-5] [CX1-FA] [CPIO]
DTL-170-E	C2-2 - [MN1-SH2-5] [CX1-FA] [CPIO]
DTL-170-F	C2-2D - [LM2-G1-5] [CX1-FA] [CPIO]
DTL-170-G	C2-2D - [LM2-SH2-5] [CX1-FA] [CPIO]
DTL-170-H	C2-2D - [LN1-SH2-5] [RX1-FA] [CPIO]
DTL-170-I	PF-1XL - FWY

Subarea	Zone From - [To]
DTL-170-J	R3-1 - [LN1-MU1-5] [RX1-FA] [CPIO]
DTL-170-K	R3-1 - [LN1-MU2-5] [RX1-FA] [CPIO]
DTL-1710-A	PF-1 - [LF1-G1-5] [P2-FA] [CPIO]
DTL-1710-B	PF-1 - FWY
DTL-1710-C	PF-2D - [LF1-G1-5] [P2-FA] [CPIO]
DTL-1720-A	PF-1 - FWY
DTL-1720-B	PF-2D - [LF1-G1-5] [P2-FA] [CPIO]
DTL-1730-A	[Q]OS-2D - [VF1-WH1-5] [OS1-N]
DTL-1730-B	PF-2D - [LF1-G1-5] [P2-FA] [CPIO]
DTL-1730-C	PF-2D - [VF1-G1-5] [OS1-N]
DTL-1740-A	PF-2D - [LF1-WH1-5] [P2-FA] [CPIO]
DTL-1740-B	PF-2D - [VF1-WH1-5] [OS1-N]
DTL-1750-A	PF-2D - [LF2-G1-5] [P2-FA] [CPIO]
DTL-1760-A	C4-4D - [HB5-G1-5] [CX3-FA] [CPIO]
DTL-1760-B	PF-1 - FWY
DTL-1770-A	C4-4D - [HB5-G1-5] [CX3-FA] [CPIO]
DTL-1770-B	PF-1 - FWY
DTL-1780-A	C4-4D - [HB5-G1-5] [CX3-FA] [CPIO]
DTL-1790-A	[T][Q]C4-2D - [HB3-G1-5] [CX2-FA] [CPIO]
DTL-1790-B	C4-2D - [HB3-G1-5] [CX2-FA] [CPIO]
DTL-1790-C	PF-1 - FWY
DTL-1790-D	PF-2D - [LF2-G1-5] [P2-FA] [CPIO]
DTL-1800-A	[Q]OS-2D - [VF1-WH1-5] [OS1-N]
DTL-1800-B	PF-2D - [LF1-G1-5] [P2-FA] [CPIO]
DTL-180-A	GW(CA) - GW(CA)
DTL-180-B	OS-1XL - [VF1-WH1-5] [OS1-N]
DTL-180-C	PF-1 - [VF1-WH1-6] [I1-N]
DTL-180-D	PF-1XL - [LF2-WH1-5] [P2-FA] [CPIO]
DTL-180-E	UI(CA) - UI(CA)
DTL-180-F	UV(CA) - UV(CA)
DTL-1810-A	PF-4D - [LF1-SH1-5] [P2-FA] [CPIO]
DTL-1820-A	C4-4D - [HB5-G1-5] [CX3-FA] [CPIO]
DTL-1830-A	C2-4D - [HB5-SH1-5] [CX3-FA] [CPIO]
DTL-1840-A	[T][Q]C2-4D - [HB5-SH1-5] [CX3-FA] [CPIO]
DTL-1840-B	PF-4D - [HB5-SH1-5] [P2-FA] [CPIO]
DTL-1840-C	R5-4D - [HB5-SH1-5] [CX3-FA] [CPIO]
DTL-1850-A	C2-4D - [HB5-SH1-5] [CX3-FA] [CPIO]
DTL-1850-B	R5-4D - [HB5-SH1-5] [CX3-FA] [CPIO]
DTL-1860-A	C2-4D - [HB5-SH1-5] [CX3-FA] [CPIO]
DTL-1860-B	R5-4D - [HB5-SH1-5] [CX3-FA] [CPIO]
DTL-1870-A	C2-4D - [HB5-SH1-5] [CX3-FA] [CPIO]
DTL-1880-A	R5-4D - [HB3-G1-5] [CX2-FA] [CPIO]

Subarea	Zone From - [To]
DTL-1880-B	R5-4D - [HB5-G1-5] [CX3-FA] [CPIO]
DTL-1890-A	[Q]C2-4D - [HB5-SH1-5] [CX3-FA] [CPIO]
DTL-1890-B	R5-4D - [HB5-SH1-5] [CX3-FA] [CPIO]
DTL-1900-A	C2-4D - [HB5-SH1-5] [CX3-FA] [CPIO]
DTL-1900-B	R5-4D - [HB5-SH1-5] [CX3-FA] [CPIO]
DTL-190-A	OS-1XL-RIO - [VF1-WH1-5] [OS1-N]
DTL-190-B	PF-1XL-RIO - [LF2-WH1-5] [P2-FA] [CPIO]
DTL-190-C	PF-1XL - [LF2-WH1-5] [P2-FA] [CPIO]
DTL-190-D	UI(CA) - UI(CA)
DTL-1910-A	[T][Q]C2-4D - [HB5-G1-5] [CX3-FA] [CPIO]
DTL-1910-B	R5-4D - [HB5-G1-5] [CX3-FA] [CPIO]
DTL-1920-A	[Q]C5-4D-CDO-SN - [DM4-CHC1-5] [CX4-FA] [SN-CPIO-CDO]
DTL-1920-B	C5-4D - [DM4-CHC1-5] [CX2-FA] [CPIO]
DTL-1930-A	[Q]C2-4D-CDO-SN - [DM4-CHC1-5] [CX4-FA] [SN-CPIO-CDO]
DTL-1930-B	[Q]C2-4D-CDO-SN - [HB5-SH1-5] [CX3-FA] [SN-CPIO-CDO]
DTL-1930-C	C2-4D - [HB5-SH1-5] [CX3-FA] [CPIO]
DTL-1930-D	PF-4D-CDO - [DM4-CHC1-5] [P2-FA] [CPIO-CDO]
DTL-1930-E	PF-4D-CDO - [DM4-SH1-5] [P2-FA] [CPIO-CDO]
DTL-1930-F	PF-4D - [DM4-SH1-5] [P2-FA] [CPIO]
DTL-1940-A	[Q]C5-4D-CDO-SN - [DM4-CHC1-5] [CX4-FA] [SN-CPIO-CDO]
DTL-1940-B	C5-4D - [HB5-SH1-5] [CX3-FA] [CPIO]
DTL-1950-A	C2-4D - [HB5-G1-5] [CX3-FA] [CPIO]
DTL-1960-A	C2-4D - [HB5-SH1-5] [CX3-FA] [CPIO]
DTL-1970-A	C2-4D - [HB5-SH1-5] [CX3-FA] [CPIO]
DTL-1980-A	C2-4D - [HB5-SH1-5] [CX3-FA] [CPIO]
DTL-1980-B	C2-4D - [HB5-SH1-5] [CX4-FA] [CPIO]
DTL-1990-A	C4-4D - [HB5-G1-5] [CX3-FA] [CPIO]
DTL-2000-A	C2-4D - [HB5-SH1-5] [CX3-FA] [CPIO]
DTL-2000-B	PF-4D - [HB5-SH1-5] [P2-FA] [CPIO]
DTL-200-A	ADP-RIO - ADP-RIO
DTL-200-B	PF-1XL-RIO - [LF2-WH1-5] [P2-FA] [CPIO]
DTL-200-C	UC(CA) - UC(CA)
DTL-200-D	UI(CA) - UI(CA)
DTL-200-E	UV(CA) - UV(CA)
DTL-2010-A	C2-4D - [HB5-G1-5] [CX3-FA] [CPIO]
DTL-2010-B	C4-4D - [HB5-G1-5] [CX3-FA] [CPIO]
DTL-2010-C	C5-4D - [HB5-G1-5] [CX3-FA] [CPIO]
DTL-2020-A	C2-4D - [HB5-SH1-5] [CX3-FA] [CPIO]
DTL-2030-A	C2-4D - [HB5-SH1-5] [CX4-FA] [CPIO]
DTL-2040-A	C2-4D - [HB5-SH1-5] [CX4-FA] [CPIO]
DTL-2050-A	C2-4D - [HB5-G1-5] [CX3-FA] [CPIO]
DTL-2060-A	OS-1XL - [VF1-WH1-5] [OS1-N]

Subarea	Zone From - [To]
DTL-2070-A	C2-4D - [HB3-G1-5] [CX2-FA] [CPIO]
DTL-2070-B	PF-1 - FWY
DTL-2080-A	C4-4D - [HB3-G1-5] [CX2-FA] [CPIO]
DTL-2080-B	PF-1 - FWY
DTL-2090-A	[Q]C2-4D-CDO - [HB5-G1-5] [CX3-FA] [CPIO-CDO]
DTL-2090-B	[Q]C4-4D - [HB5-G1-5] [CX3-FA] [CPIO]
DTL-2090-C	C2-4D-CDO - [HB5-G1-5] [CX3-FA] [CPIO-CDO]
DTL-2090-D	C2-4D-CDO - [HB5-G1-5] [CX3-FA] [CPIO]
DTL-2090-E	C2-4D - [HB5-G1-5] [CX3-FA] [CPIO-CDO]
DTL-2090-F	C2-4D - [HB5-G1-5] [CX3-FA] [CPIO]
DTL-2100-A	[Q]C4-2D - [DM3-CHC1-5] [CX2-FA] [CPIO]
DTL-210-A	[Q]M2-1-RIO - [LF2-WH1-5] [P2-FA] [CPIO]
DTL-210-B	[Q]M3-1-RIO - [LF2-WH1-5] [P2-FA] [CPIO]
DTL-210-C	ADP-RIO - ADP-RIO
DTL-210-D	M3-1-RIO - [LF2-WH1-5] [I1-N]
DTL-210-E	OS-1XL-RIO - [VF1-WH1-5] [OS1-N]
DTL-210-F	PF-1XL-RIO - [LF2-WH1-5] [P2-FA] [CPIO]
DTL-2110-A	[Q]C4-4D - [HB5-G1-5] [CX3-FA] [CPIO]
DTL-2110-B	C2-4D - [HB5-G1-5] [CX3-FA] [CPIO]
DTL-2110-C	C4-4D - [HB5-G1-5] [CX3-FA] [CPIO]
DTL-2120-A	[Q]C4-4D - [HB5-G1-5] [CX3-FA] [CPIO]
DTL-2120-B	[Q]C4-4D - [HM2-CHC1-5] [CX3-FA] [CPIO]
DTL-2120-C	[Q]PF-4D - [HB5-G1-5] [P2-FA] [CPIO]
DTL-2120-D	[Q]PF-4D - [HM2-G1-5] [P2-FA] [CPIO]
DTL-2130-A	[Q]C4-4D - [DM4-CHC1-5] [CX2-FA] [CPIO]
DTL-2130-B	[Q]C4-4D - [VF1-WH1-5] [OS1-N]
DTL-2140-A	[Q]C2-4D-CDO-SN - [HB5-SH1-5] [CX3-FA] [SN-CPIO-CDO]
DTL-2140-B	[Q]C4-4D-CDO-SN - [HB5-SH1-5] [CX3-FA] [SN-CPIO-CDO]
DTL-2140-C	[Q]C4-4D - [HB5-SH1-5] [CX3-FA] [CPIO]
DTL-2140-D	C2-4D - [HB5-SH1-5] [CX3-FA] [CPIO]
DTL-2150-A	[Q]C4-4D-CDO-SN - [HM2-CHC1-5] [CX3-FA] [CPIO-CDO-SN]
DTL-2150-B	[Q]C4-4D-CDO-SN - [HM2-CHC1-5] [CX3-FA] [SN-CPIO-CDO]
DTL-2150-C	[Q]C4-4D - [HM2-CHC1-5] [CX3-FA] [CPIO]
DTL-2160-A	[Q]C2-4D-CDO-SN - [HB5-SH1-5] [CX3-FA] [SN-CPIO-CDO]
DTL-2160-B	C2-4D - [HB5-SH1-5] [CX3-FA] [CPIO]
DTL-2170-A	[Q]C2-4D-CDO-SN - [HB5-SH1-5] [CX3-FA] [SN-CPIO-CDO]
DTL-2170-B	[Q]C2-4D-CDO-SN - [HM2-CHC1-5] [CX3-FA] [SN-CPIO-CDO]
DTL-2170-C	C2-4D - [HB5-SH1-5] [CX3-FA] [CPIO]
DTL-2170-D	C2-4D - [HM2-CHC1-5] [CX3-FA] [SN-CPIO-CDO]
DTL-2180-A	[Q]C4-4D-CDO-SN - [DM4-CHC1-5] [CX4-FA] [SN-CPIO-CDO]
DTL-2180-B	[Q]C4-4D - [DM4-CHC1-5] [CX2-FA] [CPIO]
DTL-2190-A	C2-4D - [HB5-G1-5] [CX3-FA] [CPIO]

Subarea	Zone From - [To]
DTL-2190-B	R5-4D - [HB5-G1-5] [CX3-FA] [CPIO]
DTL-2200-A	C2-4D - [HB6-G1-5] [CX3-FA] [CPIO]
DTL-2200-B	R5-4D - [HB5-G1-5] [CX3-FA] [CPIO]
DTL-220-A	[Q]M3-1-RIO - [HB5-G1-5] [P2-FA] [CPIO]
DTL-220-B	[Q]M3-1-RIO - [LF2-WH1-5] [P2-FA] [CPIO]
DTL-220-C	[Q]M3-1-RIO - [MB4-G1-5] [CX3-FA]
DTL-220-D	OS-1XL-RIO - [VF1-WH1-5] [OS1-N]
DTL-220-E	PF-1XL-RIO - [HB5-G1-5] [P2-FA] [CPIO]
DTL-220-F	PF-1XL-RIO - [LF2-WH1-5] [P2-FA] [CPIO]
DTL-220-G	PF-1XL - FWY
DTL-2210-A	[Q]C4-2D - [HB1-G1-5] [CX3-FA] [CPIO]
DTL-2220-A	C2-4D-SN - [HB4-SH1-5] [CX3-FA] [SN-CPIO]
DTL-2230-A	C4-2D - [HB4-G1-5] [P2-FA] [CPIO]
DTL-2230-B	PF-4D - [HB4-G1-5] [P2-FA] [CPIO]
DTL-2240-A	C4-2D - [DM1-G1-5] [CX2-FA] [CPIO]
DTL-2240-C	PF-1 - FWY
DTL-2240-D	PF-2D - [LF2-G1-5] [P2-FA] [CPIO]
DTL-2250-A	OS-2D - [VF1-WH1-5] [OS1-N]
DTL-2250-B	PF-2D - [LF2-G1-5] [P2-FA] [CPIO]
DTL-2250-C	PF-2D - [VF1-WH1-5] [OS1-N]
DTL-2260-A	PF-2D - [LF2-G1-5] [P2-FA] [CPIO]
DTL-2260-B	PF-2D - [VF1-WH1-5] [OS1-N]
DTL-2270-A	PF-4D - [HB5-SH1-5] [P2-FA] [CPIO]
DTL-2280-A	[T][Q]C2-2D-CDO-RIO - [DM2-G1-5] [CX2-FA] [CPIO-CDO]
DTL-2280-B	[T][Q]C2-2D-CDO-RIO - [DM2-SH2-5] [CX2-FA] [CPIO-CDO]
DTL-2280-C	[T][Q]C2-2D-RIO - [DM2-G1-5] [CX2-FA] [CPIO]
DTL-2280-D	C2-1-CDO-RIO - [DM2-G1-5] [CX2-FA] [CPIO-CDO]
DTL-2280-E	C2-1-RIO - [DM2-G1-5] [CX2-FA] [CPIO]
DTL-2280-F	M3-1-CDO-RIO - [DM2-SH2-5] [CX2-FA] [CPIO-CDO]
DTL-2280-G	M3-1-RIO - [LF2-WH1-6] [I1-N]
DTL-2280-H	M3-1-RIO - [LM1-CDF1-5] [IX4-FA] [CPIO]
DTL-2280-I	PF-1XL-RIO - [LF2-WH1-5] [P2-FA] [CPIO]
DTL-2290-A	CM-1-RIO - [LF2-WH1-5] [P2-FA] [CPIO]
DTL-2290-B	CM-1-RIO - [LF2-WH1-6] [I1-N]
DTL-2290-C	CM-1-RIO - FWY
DTL-2290-D	M3-1-RIO - [LF2-WH1-6] [I1-N]
DTL-2290-E	PF-1XL-RIO - [LF2-WH1-5] [P2-FA] [CPIO]
DTL-2290-F	PF-1XL - FWY
DTL-2300-A	PF-1 - FWY
DTL-2300-B	PF-2D - [LF2-G1-5] [P2-FA] [CPIO]
DTL-230-A	M3-1-RIO-CUGU - [VF1-WH1-5] [OS1-N]
DTL-230-B	M3-1-RIO - [LF2-WH1-6] [I2-N]

Subarea	Zone From - [To]
DTL-230-C	M3-1-RIO - [VF1-WH1-5] [OS1-N]
DTL-230-D	OS-1XL-RIO - [VF1-WH1-5] [OS1-N]
DTL-2310-A	[T][Q]C4-2D - [LF2-G1-5] [P2-FA] [CPIO]
DTL-2310-B	[T][Q]PF-2D - [LF2-G1-5] [P2-FA] [CPIO]
DTL-2310-C	[T][Q]PF-2D - [MN1-CHC1-5] [P2-FA] [CPIO]
DTL-2310-D	C4-1VL - [LF2-G1-5] [P2-FA] [CPIO]
DTL-2310-E	C4-1VL - [MN1-CHC1-5] [P2-FA] [CPIO]
DTL-2310-F	OS-1VL - [VF1-WH1-5] [OS1-N]
DTL-2310-G	PF-1 - [LF2-G1-5] [P2-FA] [CPIO]
DTL-2310-H	PF-1 - FWY
DTL-2310-I	PF-1VL - [LF2-G1-5] [P2-FA] [CPIO]
DTL-2310-J	PF-1VL - [MN1-CHC1-5] [P2-FA] [CPIO]
DTL-2310-K	PF-1VL - FWY
DTL-2320-A	[Q]M3-1-RIO - [LF2-WH1-5] [P2-FA] [CPIO]
DTL-2320-B	[Q]M3-1-RIO - [MB4-G1-5] [CX3-FA]
DTL-2320-C	ADP-RIO - ADP-RIO
DTL-2320-D	PF-1XL - FWY
DTL-2330-A	[Q]M3-1-RIO - [LF2-WH1-5] [I1-N]
DTL-2330-B	ADP-RIO - ADP-RIO
DTL-2330-C	C2-2-RIO - [DM2-G1-5] [CX2-FA] [CPIO]
DTL-2340-A	[Q]PF-2D - [MF1-WH1-5] [P2-FA] [CPIO]
DTL-2340-B	PF-1 - FWY
DTL-2350-A	PF-1 - FWY
DTL-2350-B	PF-2D - [LF1-G1-5] [P2-FA] [CPIO]
DTL-2360-A	[Q]C4-2D-CDO - [DM2-G1-5] [CX1-FA] [CPIO-CDO]
DTL-2360-B	[Q]C4-2D-CDO - [DM2-SH2-5] [CX1-FA] [CPIO-CDO]
DTL-2360-C	[Q]C4-2D-CDO - [MN1-G1-5] [CX1-FA] [CPIO-CDO]
DTL-2360-D	[Q]C4-2D-CDO - [MN1-SH2-5] [CX1-FA] [CPIO-CDO]
DTL-2360-E	PF-2D-CDO - [DM2-G1-5] [P2-FA] [CPIO-CDO]
DTL-2370-A	[Q]C2-4D-O-CDO - [DM2-SH2-5] [CX1-FA] [CPIO-O-CDO]
DTL-2370-B	[Q]C2-4D-O-CDO - [MN1-SH2-5] [CX1-FA] [CPIO-O-CDO]
DTL-2380-A	[Q]C2-4D-O-CDO - [DM2-SH2-5] [CX1-FA] [CPIO-O-CDO]
DTL-2380-B	[Q]C2-4D-O-CDO - [MN1-SH2-5] [CX1-FA] [CPIO-O-CDO]
DTL-2380-C	R5-4D-O-CDO - [MN1-SH2-5] [CX1-FA] [CPIO-O-CDO]
DTL-2390-A	PF-2D-CDO - [MF1-WH1-5] [P2-FA] [CPIO-CDO]
DTL-2400-A	(Q)R5-2 - [DM2-SH2-5] [CX2-FA] [CPIO]
DTL-2400-B	C2-2 - [DM2-G1-5] [CX2-FA] [CPIO]
DTL-2400-C	C2-2 - [DM2-SH2-5] [CX2-FA] [CPIO]
DTL-240-A	(Q)CEC-4D-O - [HB5-G1-5] [P2-FA] [CPIO-O]
DTL-240-B	(Q)CEC-4D-O - [HB6-SH1-5] [P2-FA] [CPIO-O]
DTL-240-C	LASED - LASED
DTL-240-D	PF-1-O - FWY-O

Subarea	Zone From - [To]
DTL-240-E	PF-1 - FWY
DTL-2410-A	M3-1-RIO - [LM1-CDF1-5] [IX4-FA] [CPIO]
DTL-2410-B	M3-1-RIO - [MB2-CDR1-6] [I1-N]
DTL-2410-C	M3-1-RIO - [MM1-CDR1-5] [P2-FA] [CPIO]
DTL-2410-D	M3-1-RIO - [MM1-CDR1-6] [I1-N]
DTL-2410-E	OS-1XL-RIO - [VF1-WH1-5] [OS1-N]
DTL-2410-F	PF-1XL-RIO - [MM1-CDR1-5] [P2-FA] [CPIO]
DTL-2410-G	PF-1XL - FWY
DTL-2420-A	A1-1XL - [LF2-WH1-5] [A1-1L]
DTL-2420-B	OS-1XL - [LN1-MU2-5] [RG1-FA] [CPIO]
DTL-2420-C	PF-1XL - [LN1-MU2-5] [P2-FA] [CPIO]
DTL-2420-D	PF-1XL - [VF1-WH1-5] [OS1-N]
DTL-2420-E	PF-1XL - FWY
DTL-2420-F	R3-1-O - [LN1-MU1-5] [RG1-FA] [CPIO-O]
DTL-2420-G	R3-1-O - [LN1-MU2-5] [RG1-FA] [CPIO-O]
DTL-2420-H	R3-1 - [LN1-MU2-5] [RG1-FA] [CPIO]
DTL-2420-I	R3-1VL - [LN1-MU2-5] [RG1-FA] [CPIO]
DTL-2420-J	R4-1-O - [LN1-MU2-5] [RG1-FA] [CPIO-O]
DTL-2420-K	RD1.5-1 - [LN1-MU1-5] [RG1-FA] [CPIO]
DTL-2420-L	RD2-1-O - [LM2-MU1-5] [CX2-FA] [CPIO-O]
DTL-2420-M	RD2-1-O - [LN1-MU1-5] [RG1-FA] [CPIO-O]
DTL-2430-A	C1-1 - [LM2-G1-5] [CX1-FA] [CPIO]
DTL-2430-B	C1-1 - [LM2-G1-5] [CX2-FA] [CPIO]
DTL-2430-C	C1-1 - [LM2-MU1-5] [CX1-FA] [CPIO]
DTL-2430-D	C2-2D - [DM1-G1-5] [CX2-FA] [CPIO]
DTL-2430-E	PF-1XL - FWY
DTL-2430-F	R3-1 - [LN1-MU1-5] [RG1-FA] [CPIO]
DTL-2430-G	R4-1 - [LM2-G1-5] [CX1-FA] [CPIO]
DTL-2430-H	R4-1 - [LM2-MU2-5] [RG1-FA] [CPIO]
DTL-2430-I	R4P-1 - [DM1-G1-5] [CX2-FA] [CPIO]
DTL-2430-J	R4P-1 - [LM2-G1-5] [CX2-FA] [CPIO]
DTL-2430-K	RD1.5-1 - [LN1-MU1-5] [RG1-FA] [CPIO]
DTL-2440-A	M3-1-RIO-CUGU - [VF1-WH1-5] [OS1-N]
DTL-2440-B	M3-1-RIO - [LF2-WH1-6] [I2-N]
DTL-2440-C	M3-1-RIO - [VF1-WH1-5] [OS1-N]
DTL-2440-D	OS-1XL-RIO - [VF1-WH1-5] [OS1-N]
DTL-2440-E	M3-1-RIO - [LF2-WH1-6] [I2-N]
DTL-250-A	(T)(Q)C2-2-RIO - [LM1-CDF1-5] [IX4-FA] [CPIO]
DTL-250-B	(T)(Q)C2-2D-RIO - [LM1-CDF1-5] [IX4-FA] [CPIO]
DTL-250-C	(T)(Q)CM-1-RIO - [LM1-CDF1-5] [IX4-FA] [CPIO]
DTL-250-D	(T)(Q)CM-2-RIO - [LM1-CDF1-5] [IX4-FA] [CPIO]
DTL-250-E	[Q]C2-2D-RIO - [DM2-G1-5] [CX2-FA] [CPIO]

Subarea	Zone From - [To]
DTL-250-F	[Q]C2-2D-RIO - [LM1-CDF1-5] [IX4-FA] [CPIO]
DTL-250-G	[Q]M3-2-RIO - [LM1-CDF1-5] [IX4-FA] [CPIO]
DTL-250-H	CM-1-RIO - [DM2-G1-5] [CX2-FA] [CPIO]
DTL-250-I	CM-1-RIO - [LM1-CDF1-5] [IX4-FA] [CPIO]
DTL-250-J	M3-1-RIO - [LM1-CDF1-5] [IX4-FA] [CPIO]
DTL-260-A	[Q]C2-3D-CDO - [DM2-SH2-5] [CX2-FA] [CPIO-CDO]
DTL-260-B	[Q]C2-3D-O-CDO - [DM2-SH2-5] [CX2-FA] [CPIO-O-CDO]
DTL-270-A	M2-2D-O-CDO - [DM2-G1-5] [CX2-FA] [CPIO-O-CDO]
DTL-270-B	M2-2D-O - [DM2-G1-5] [CX2-FA] [CPIO-O]
DTL-280-A	(Q)C2-2D-RIO - [MB3-CDR1-5] [IX4-FA] [CPIO]
DTL-280-B	M3-1-RIO - [LM1-CDF1-5] [IX4-FA] [CPIO]
DTL-280-C	M3-1-RIO - [MB2-CDR1-6] [I1-N]
DTL-280-D	OS-1XL-RIO - [VF1-WH1-5] [OS1-N]
DTL-280-E	PF-1XL-RIO - [LM1-CDF1-5] [IX4-FA] [CPIO]
DTL-280-F	PF-1XL-RIO - [MB3-CDR1-5] [IX4-FA] [CPIO]
DTL-280-G	PF-1XL-RIO - [MM1-CDR1-5] [P2-FA] [CPIO]
DTL-290-A	M2-2D-O-CDO - [DM2-G1-5] [CX2-FA] [CPIO-O-CDO]
DTL-290-B	M2-2D-O - [DM2-G1-5] [CX2-FA] [CPIO-O]
DTL-290-C	M2-2D-O - [DM2-SH1-5] [CX2-FA] [CPIO-O]
DTL-300-A	[Q]R5-4D-SN - [HB5-SH1-5] [CX4-FA] [SN-CPIO]
DTL-300-B	C2-4D-SN - [HB5-SH1-5] [CX4-FA] [SN-CPIO]
DTL-310-A	C2-4D-SN - [HB5-G1-5] [CX4-FA] [CPIO]
DTL-310-B	C2-4D - [HB5-G1-5] [CX4-FA] [CPIO]
DTL-310-C	C2-4D - [HB5-SH1-5] [CX4-FA] [CPIO]
DTL-310-D	LASED - LASED
DTL-310-E	PF-1 - FWY
DTL-320-A	C2-4D - [HB5-SH1-5] [CX4-FA] [CPIO]
DTL-330-A	C2-4D - [HB5-SH1-5] [CX4-FA] [CPIO]
DTL-340-A	C2-4D - [HB3-SH1-5] [CX3-FA] [CPIO]
DTL-350-A	M2-2D - [DM1-G1-5] [IX3-FA] [CPIO]
DTL-350-B	M2-2D - [DM1-SH1-5] [IX3-FA] [CPIO]
DTL-350-C	PF-1 - [LF2-WH1-5] [P2-FA] [CPIO]
DTL-350-D	PF-1 - FWY
DTL-350-E	PF-2D-O - [DM1-G1-5] [P2-FA] [CPIO-O]
DTL-360-A	C2-4D-SN - [HB5-SH1-5] [CX4-FA] [SN-CPIO]
DTL-360-B	C4-4D - [HB5-SH1-5] [CX4-FA] [CPIO]
DTL-360-C	PF-1 - FWY
DTL-370-A	C2-4D - [HB5-SH1-5] [CX4-FA] [CPIO]
DTL-380-A	C2-2D-O - [MN1-AL2-5] [CX1-FA] [CPIO-O]
DTL-390-A	M2-2D - [DM1-G1-5] [IX3-FA] [CPIO]
DTL-390-B	M2-2D - [HB1-G1-5] [CX2-FA] [CPIO]
DTL-400-A	PF-1 - FWY

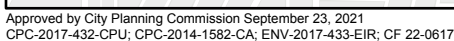
Subarea	Zone From - [To]
DTL-400-B	M2-2D - [DM1-G1-5] [IX3-FA] [CPIO]
DTL-400-C	M2-2D - [HB1-G1-5] [CX2-FA] [CPIO]
DTL-400-E	PF-1 - FWY
DTL-410-A	M2-2D - [HB1-G1-5] [CX2-FA] [CPIO]
DTL-420-A	[Q]C4-4D - [HB3-SH1-5] [CX3-FA] [CPIO]
DTL-420-B	[Q]R5-4D - [HB3-G1-5] [CX3-FA] [CPIO]
DTL-420-C	C2-4D - [HB3-G1-5] [CX3-FA] [CPIO]
DTL-420-D	C2-4D - [HB3-SH1-5] [CX3-FA] [CPIO]
DTL-430-A	[Q]R5-4D - [HB3-G1-5] [CX2-FA] [CPIO]
DTL-430-B	[Q]R5-4D - [HB3-SH1-5] [CX2-FA] [CPIO]
DTL-430-C	OS-4D - [HB3-G1-5] [CX2-FA] [CPIO]
DTL-430-D	OS-4D - [VF1-WH1-5] [OS1-N]
DTL-440-A	[Q]R5-4D - [HB3-G1-5] [CX2-FA] [CPIO]
DTL-450-A	[Q]R5-4D-O - [HB3-G1-5] [CX2-FA] [CPIO-O]
DTL-460-A	[Q]R5-4D-O - [HB3-G1-5] [CX2-FA] [CPIO-O]
DTL-460-B	PF-4D-O - [HB3-G1-5] [P2-FA] [CPIO-O]
DTL-470-A	C2-4D - [HB5-G1-5] [CX3-FA] [CPIO]
DTL-470-B	PF-1 - FWY
DTL-480-A	[Q]R5-2D - [MN1-CHC1-5] [CX1-FA] [CPIO]
DTL-480-B	[Q]R5-2D - [MN1-SH1-5] [CX1-FA] [CPIO]
DTL-480-C	C2-2D - [MN1-AL2-5] [CX1-FA] [CPIO]
DTL-480-D	C2-2D - [MN1-SH1-5] [CX1-FA] [CPIO]
DTL-480-E	PF-2D - [MN1-SH1-5] [P2-FA] [CPIO]
DTL-490-A	[Q]R5-2D - [HM1-CHC1-5] [CX2-FA] [CPIO]
DTL-490-B	[Q]R5-2D - [MB4-G1-5] [CX2-FA] [CPIO]
DTL-490-C	[Q]R5-2D - [MB4-SH1-5] [CX2-FA] [CPIO]
DTL-490-D	OS-2D - [VF1-WH1-5] [OS1-N]
DTL-490-E	PF-2D - [MB4-G1-5] [P2-FA] [CPIO]
DTL-500-A	C2-2D - [DM3-CHC1-5] [CX2-FA] [CPIO]
DTL-500-B	C2-2D - [HM1-CHC1-5] [CX2-FA] [CPIO]
DTL-510-A	M2-2D - [HB1-G1-5] [CX2-FA] [CPIO]
DTL-520-A	C2-4D - [HB5-SH1-5] [CX4-FA] [CPIO]
DTL-530-A	C2-4D - [HB5-G1-5] [CX3-FA] [CPIO]
DTL-530-B	PF-1 - FWY
DTL-540-A	C2-4D - [DM4-CHC1-5] [CX2-FA] [CPIO]
DTL-550-A	C2-4D - [DM4-CHC1-5] [CX2-FA] [CPIO]
DTL-560-A	C2-4D-O-SN - [HB3-G1-5] [CX2-FA] [SN-CPIO-O]
DTL-560-B	C2-4D-O - [HB3-G1-5] [CX2-FA] [CPIO-O]
DTL-570-A	C2-4D-O - [HB3-G1-5] [CX2-FA] [CPIO-O]
DTL-580-A	C2-4D-O-SN - [HB3-G1-5] [CX2-FA] [SN-CPIO-O]
DTL-580-B	C2-4D-O - [HB3-G1-5] [CX2-FA] [CPIO-O]
DTL-590-A	[Q]R5-4D-O - [HM2-CHC1-5] [CX2-FA] [CPIO-O]

Subarea	Zone From - [To]
DTL-590-B	C2-4D-O-SN - [HM2-CHC1-5] [CX4-FA] [SN-CPIO-O]
DTL-600-A	C2-4D - [HB5-G1-5] [CX3-FA] [CPIO]
DTL-600-B	C2-4D - [HB5-SH1-5] [CX3-FA] [CPIO]
DTL-600-C	C2-4D - [HB5-SH1-5] [CX4-FA] [CPIO]
DTL-610-A	C2-4D - [HB5-G1-5] [CX3-FA] [CPIO]
DTL-610-B	C2-4D - [HB5-SH1-5] [CX4-FA] [CPIO]
DTL-620-A	C5-4D - [HB5-G1-5] [CX3-FA] [CPIO]
DTL-620-B	C5-4D - [HB5-SH1-5] [CX4-FA] [CPIO]
DTL-630-A	C5-4D - [HB5-SH1-5] [CX3-FA] [CPIO]
DTL-630-B	C5-4D - [HB5-SH1-5] [CX4-FA] [CPIO]
DTL-640-A	[Q]C5-4D-CDO-SN - [DM4-CHC1-5] [CX4-FA] [SN-CPIO-CDO]
DTL-640-B	C5-4D - [DM4-CHC1-5] [CX2-FA] [CPIO]
DTL-650-A	[Q]C5-4D-CDO-SN - [DM4-CHC1-5] [CX4-FA] [SN-CPIO-CDO]
DTL-650-B	[Q]C5-4D-CDO-SN - [HB5-SH1-5] [CX3-FA] [SN-CPIO-CDO]
DTL-650-C	C5-4D - [HB5-SH1-5] [CX3-FA] [CPIO]
DTL-650-D	C5-4D - [HB5-SH1-5] [CX4-FA] [CPIO]
DTL-660-A	(Q)CEC-4D-O - [HB6-G1-5] [P2-FA] [CPIO-O]
DTL-660-B	(Q)CEC-4D-O - [HB6-SH1-5] [P2-FA] [CPIO-O]
DTL-660-C	C2-2D-O - [HB5-G1-5] [CX3-FA] [CPIO-O]
DTL-660-D	C2-2D-O - [LF2-WH1-6] [I1-N] [O]
DTL-660-F	PF-1-O - FWY-O
DTL-660-G	PF-1 - FWY
DTL-660-H	PF-4D-O - FWY-O
DTL-670-A	(Q)C2-4D-O-SN - [HB5-SH1-5] [CX4-FA] [CPIO-O-SN]
DTL-670-B	(T)(Q)C2-4D-O-SN - [HB5-SH1-5] [CX4-FA] [CPIO-O-SN]
DTL-670-C	LASED - LASED
DTL-680-A	(T)(Q)C2-2-O - [HB5-G1-5] [CX4-FA] [CPIO-O]
DTL-680-B	(T)(Q)C2-2-O - [HB5-SH1-5] [CX4-FA] [CPIO-O]
DTL-680-C	C2-2D-O-SN - [HB5-G1-5] [CX4-FA] [CPIO-O-SN]
DTL-680-D	C2-2D-O-SN - [HB5-SH1-5] [CX4-FA] [CPIO-O-SN]
DTL-680-E	C2-2D-O - [HB5-G1-5] [CX4-FA] [CPIO-O]
DTL-680-F	C2-2D-O - [HB5-SH1-5] [CX4-FA] [CPIO-O]
DTL-690-A	[Q]R5-2D-O-SN - [HB3-G1-5] [CX3-FA] [CPIO-O-SN]
DTL-690-B	[Q]R5-2D-O - [HB3-G1-5] [CX3-FA] [CPIO-O]
DTL-690-C	[Q]R5-2D-O - [HB3-SH1-5] [CX3-FA] [CPIO-O]
DTL-700-A	C2-2D-O - [HB3-G1-5] [CX3-FA] [CPIO-O]
DTL-700-C	PF-1 - FWY
DTL-710-A	C2-2D-O - [HB3-G1-5] [CX3-FA] [CPIO-O]
DTL-710-B	PF-1-O - FWY-O
DTL-710-C	PF-1 - FWY
DTL-720-A	C2-2D-O - [HB3-G1-5] [CX2-FA] [CPIO-O]
DTL-720-B	C2-2D-O - [HB3-G1-5] [CX3-FA] [CPIO-O]

Subarea	Zone From - [To]
DTL-720-C	C2-2D-O - [HB3-SH1-5] [CX2-FA] [CPIO-O]
DTL-730-A	C2-2D-O - [HB2-G1-5] [CX2-FA] [CPIO-O]
DTL-730-B	C2-2D - [HB2-G1-5] [CX2-FA] [CPIO]
DTL-730-C	PF-2D-O - [HB2-G1-5] [P2-FA] [CPIO-O]
DTL-740-A	C2-2D-O - [HB2-G1-5] [CX2-FA] [CPIO-O]
DTL-750-A	C2-4D-O - [HB3-G1-5] [CX2-FA] [CPIO-O]
DTL-760-A	C2-4D-O - [HB3-G1-5] [CX2-FA] [CPIO-O]
DTL-770-A	C2-2D-O - [HB5-G1-5] [CX4-FA] [CPIO-O]
DTL-770-B	C2-2D-O - [HB5-SH1-5] [CX4-FA] [CPIO-O]
DTL-770-D	PF-1 - FWY
DTL-780-A	PF-1-O - [HB2-G1-5] [P2-FA] [CPIO-O]
DTL-780-B	PF-1-O - FWY-O
DTL-780-C	PF-1 - FWY
DTL-790-A	C2-2D-O - [HB2-G1-5] [CX2-FA] [CPIO-O]
DTL-790-B	PF-1-O - FWY
DTL-790-C	PF-1 - FWY
DTL-800-A	C2-2D-O - [HB2-G1-5] [CX2-FA] [CPIO-O]
DTL-800-B	PF-1-O - FWY-O
DTL-800-C	PF-1 - FWY
DTL-810-A	C2-2D-O - [HB2-G1-5] [CX2-FA] [CPIO-O]
DTL-810-B	C2-2D - [HB2-G1-5] [CX2-FA] [CPIO]
DTL-820-A	C2-2D-O - [HB2-G1-5] [CX2-FA] [CPIO-O]
DTL-820-B	PF-2D-O - [HB2-G1-5] [P2-FA] [CPIO-O]
DTL-830-A	C2-2D-O - [HB2-G1-5] [CX2-FA] [CPIO-O]
DTL-830-B	PF-1-O - FWY-O
DTL-830-C	PF-1 - FWY
DTL-840-A	M2-2D - [HB1-G1-5] [CX2-FA] [CPIO]
DTL-840-B	PF-1-O - FWY-O
DTL-840-C	PF-1 - FWY
DTL-850-A	[Q]R5-4D-O - [HB5-SH1-5] [CX4-FA] [CPIO-O]
DTL-850-B	C2-4D-O - [HB5-SH1-5] [CX4-FA] [CPIO-O]
DTL-860-A	LASED - LASED
DTL-870-A	[Q]R5-4D-O - [HB3-G1-5] [CX3-FA] [CPIO-O]
DTL-870-B	[Q]R5-4D-O - [HB3-SH1-5] [CX3-FA] [CPIO-O]
DTL-880-A	[Q]R5-4D-O - [HB3-G1-5] [CX3-FA] [CPIO-O]
DTL-880-B	[Q]R5-4D-O - [HB3-SH1-5] [CX3-FA] [CPIO-O]
DTL-890-A	[Q]R5-4D-O - [HB3-G1-5] [CX2-FA] [CPIO-O]
DTL-890-B	[Q]R5-4D-O - [HB3-SH1-5] [CX2-FA] [CPIO-O]
DTL-900-A	[Q]R5-4D-O - [HB3-G1-5] [CX2-FA] [CPIO-O]
DTL-900-B	[Q]R5-4D-O - [HB3-SH1-5] [CX2-FA] [CPIO-O]
DTL-910-A	[Q]R5-4D-O - [HB3-G1-5] [CX2-FA] [CPIO-O]
DTL-910-B	C2-4D-O - [HB3-G1-5] [CX2-FA] [CPIO-O]

Subarea	Zone From - [To]
DTL-920-A	[Q]R5-4D-O - [HB3-G1-5] [CX2-FA] [CPIO-O]
DTL-920-B	[Q]R5-4D-O - [HB3-SH1-5] [CX2-FA] [CPIO-O]
DTL-930-A	[Q]R5-4D-O-SN - [HB3-G1-5] [CX3-FA] [CPIO-O-SN]
DTL-930-B	[Q]R5-4D-O - [HB3-G1-5] [CX3-FA] [CPIO-O]
DTL-930-C	[Q]R5-4D-O - [HB3-SH1-5] [CX3-FA] [CPIO-O]
DTL-940-A	[Q]R5-4D-O - [HB3-G1-5] [CX2-FA] [CPIO-O]
DTL-940-B	C2-4D-O - [HB3-G1-5] [CX2-FA] [CPIO-O]
DTL-950-A	C2-4D-O - [HB3-G1-5] [CX2-FA] [CPIO-O]
DTL-960-A	[Q]R5-4D - [HB3-SH1-5] [CX3-FA] [CPIO]
DTL-970-A	C2-4D - [HB5-G1-5] [CX4-FA] [CPIO]
DTL-970-B	PF-1 - FWY
DTL-980-A	C2-4D - [HB5-SH1-5] [CX4-FA] [CPIO]
DTL-990-A	C2-4D - [HB5-SH1-5] [CX4-FA] [CPIO]
DTL-990-C	PF-1 - FWY

Section Guide Map





ZONING MAP AMENDMENTS

SUBAREAS

DTL-100-A, DTL-100-B, DTL-100-C

 Building Line Removal

Data Sources: Department of City Planning, Bureau of Engineering

TL / MAR2021

Section:

100

CPC-1994-0213-CPU

**Downtown
Community Plan Area**



ZONING MAP AMENDMENTS

SUBAREAS

DTL-110-A, DTL-110-B, DTL-110-C, DTL-110-D, DTL-110-E, DTL-110-F

 Building Line Removal

Data Sources: Department of City Planning, Bureau of Engineering

TL / MAR2021

Section:

110

CPC-1994-0213-CPU


**Downtown
Community Plan Area**



ZONING MAP AMENDMENTS

SUBAREAS

DTL-120-A, DTL-120-B, DTL-120-C, DTL-120-D, DTL-120-E, DTL-120-F, DTL-120-G

 Building Line Removal

Data Sources: Department of City Planning, Bureau of Engineering

TL / MAR2021

Section:

120

CPC-1994-0213-CPU


**Downtown
Community Plan Area**



ZONING MAP AMENDMENTS

SUBAREAS

DTL-130-A, DTL-130-B, DTL-130-C, DTL-130-D, DTL-130-E, DTL-130-F, DTL-130-G, DTL-130-H, DTL-130-I, DTL-130-J, DTL-130-K, DTL-130-L, DTL-140-D, DTL-1000-F, DTL-1520-B

 Building Line Removal

Data Sources: Department of City Planning, Bureau of Engineering

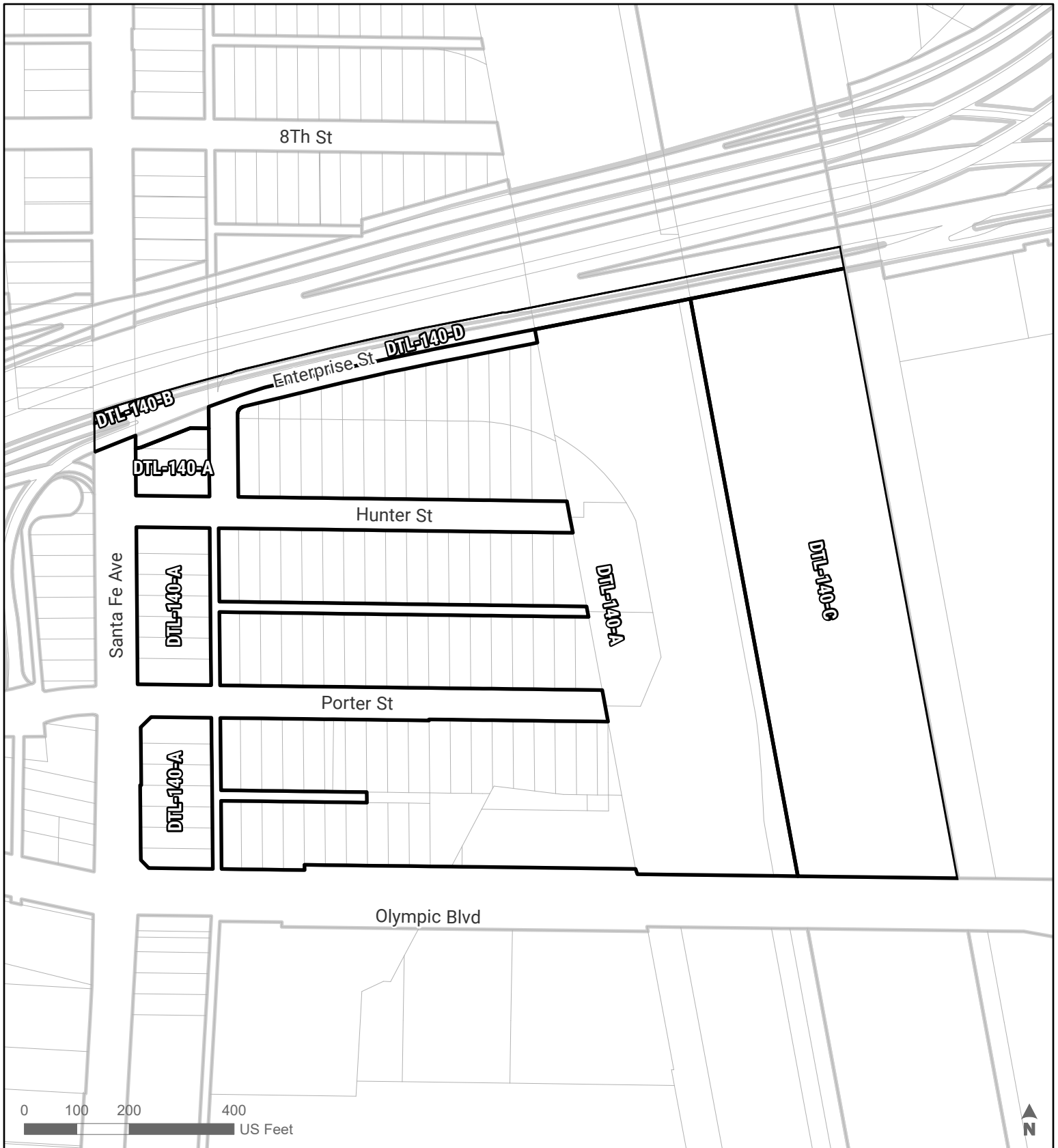
TL / MAR2021

Section:

130

CPC-1994-0213-CPU

**Downtown
Community Plan Area**



ZONING MAP AMENDMENTS

SUBAREAS

DTL-130-L, DTL-140-A, DTL-140-B, DTL-140-C, DTL-140-D, DTL-1520-B

 Building Line Removal

Data Sources: Department of City Planning, Bureau of Engineering

TL / MAR2021

Section:

140

CPC-1994-0213-CPU

**Downtown
Community Plan Area**



ZONING MAP AMENDMENTS

SUBAREAS

DTL-150-A, DTL-150-B, DTL-150-C, DTL-150-D, DTL-150-E, DTL-150-F, DTL-150-G

 Building Line Removal

Data Sources: Department of City Planning, Bureau of Engineering

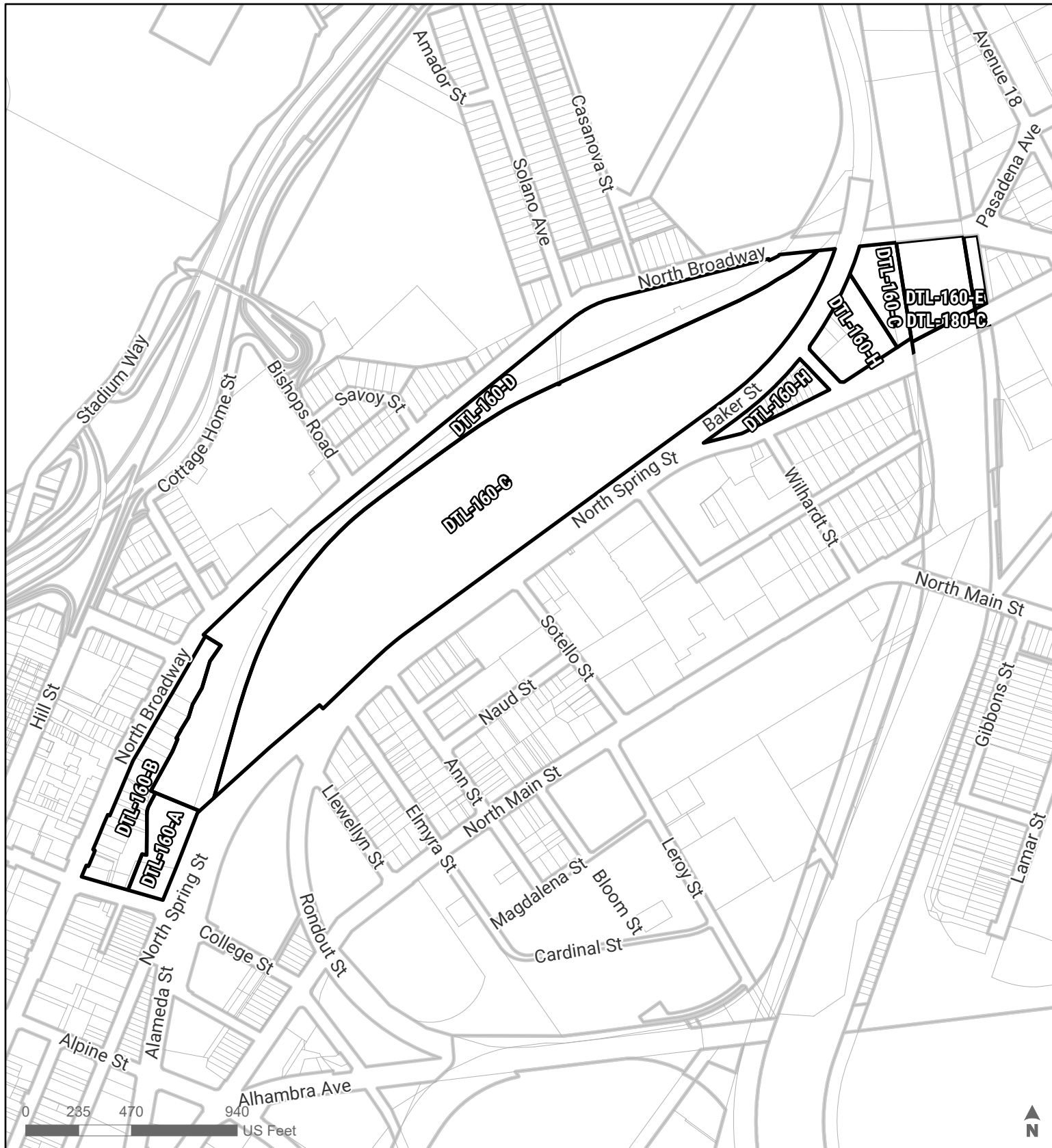
TL / MAR2021

Section:

150

CPC-1994-0213-CPU


**Downtown
Community Plan Area**



ZONING MAP AMENDMENTS

SUBAREAS

DTL-160-A, DTL-160-B, DTL-160-C, DTL-160-D, DTL-160-E, DTL-160-F, DTL-160-G,
DTL-160-H, DTL-180-C

 Building Line Removal

Data Sources: Department of City Planning, Bureau of Engineering

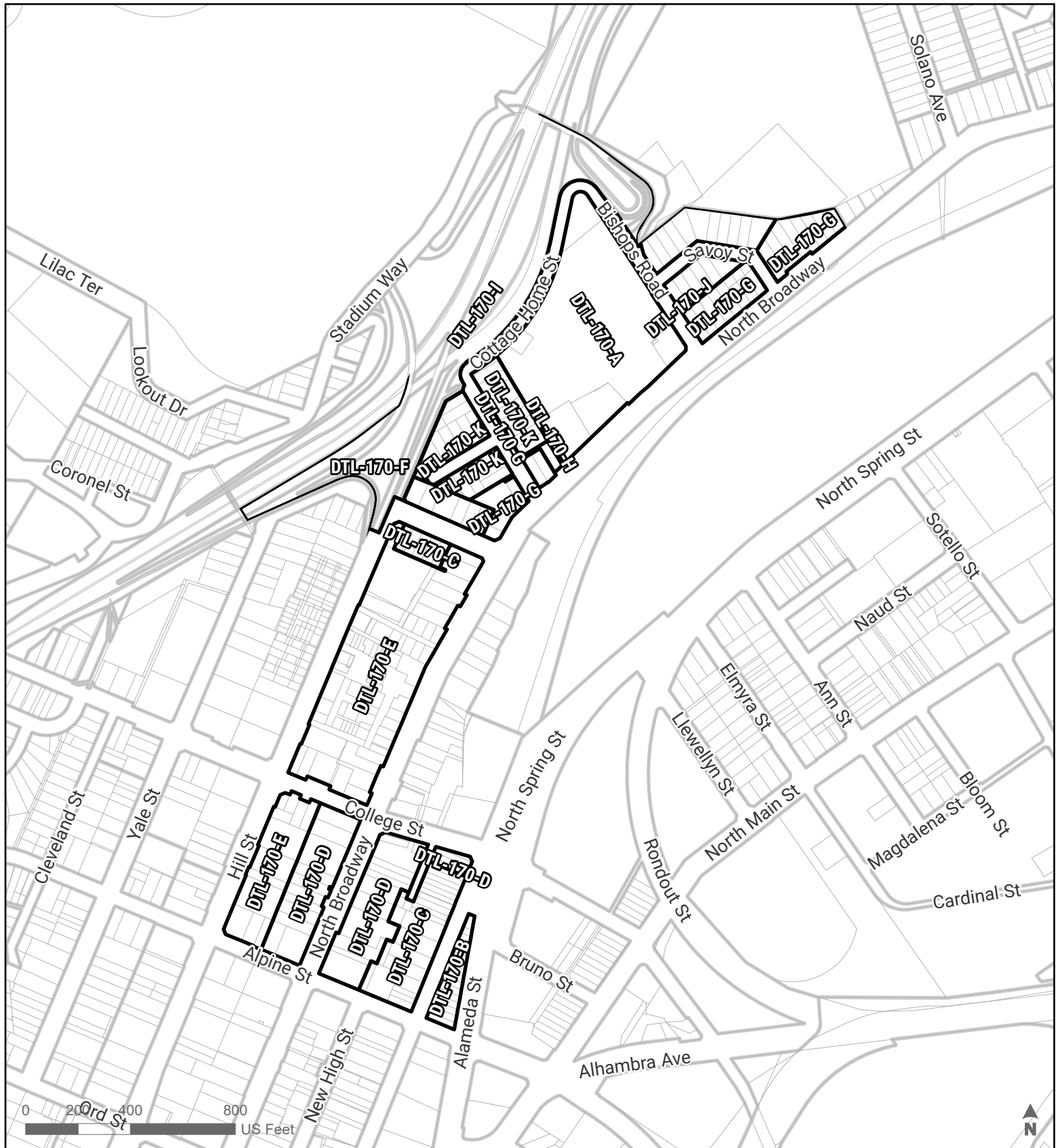
TL / MAR2021

Section:

160

CPC-1994-0213-CPU


**Downtown
Community Plan Area**



ZONING MAP AMENDMENTS

SUBAREAS

DTL-170-A, DTL-170-B, DTL-170-C, DTL-170-D, DTL-170-E, DTL-170-F, DTL-170-G,
DTL-170-H, DTL-170-I, DTL-170-J, DTL-170-K, DTL-1660-O, DTL-2420-E

 Building Line Removal

Data Sources: Department of City Planning, Bureau of Engineering

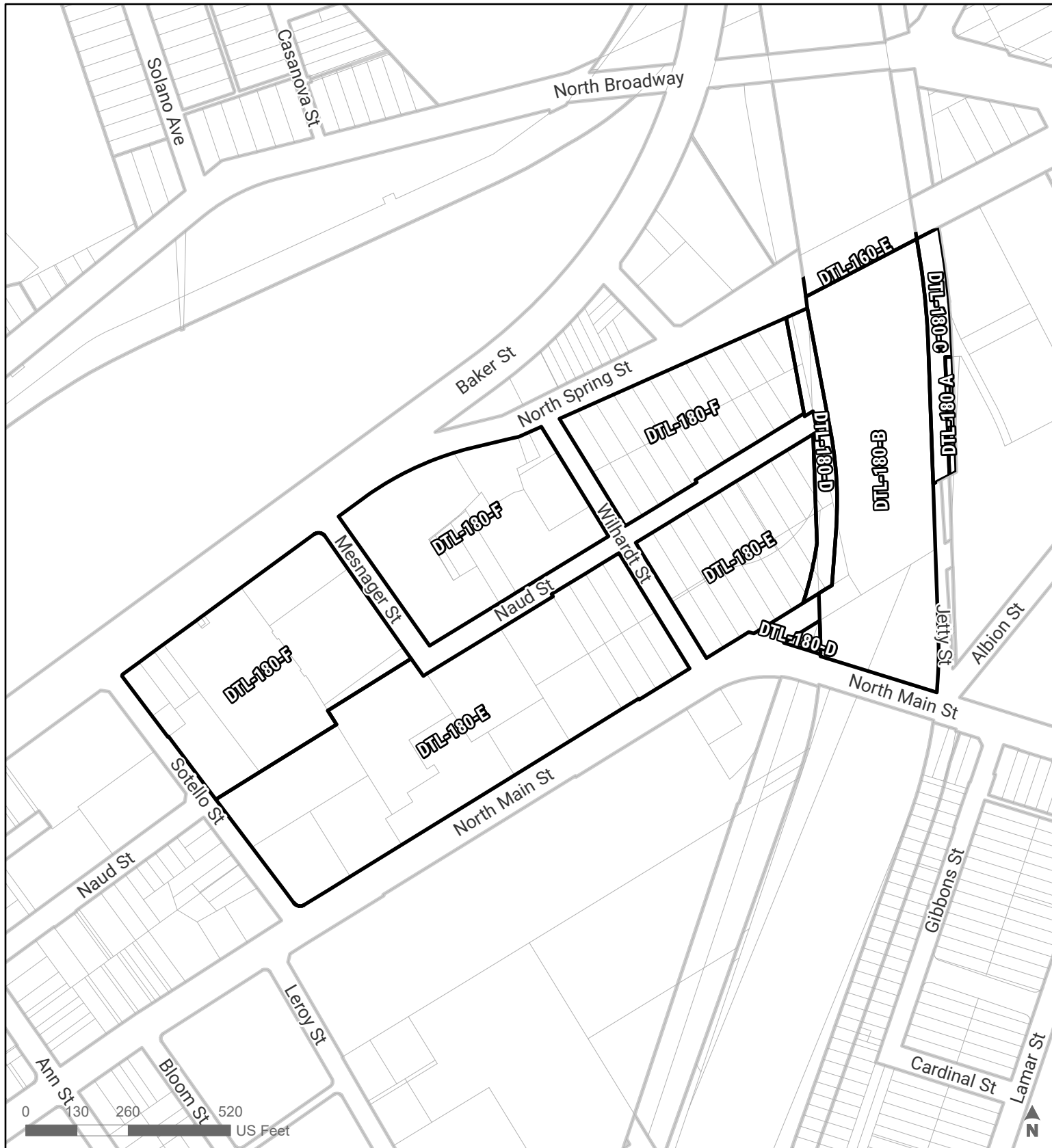
TL / MAR2021

Section:

170

CPC-1994-0213-CPU

**Downtown
Community Plan Area**



ZONING MAP AMENDMENTS

SUBAREAS

DTL-160-E, DTL-180-A, DTL-180-B, DTL-180-C, DTL-180-D, DTL-180-E, DTL-180-F

 Building Line Removal

Data Sources: Department of City Planning, Bureau of Engineering

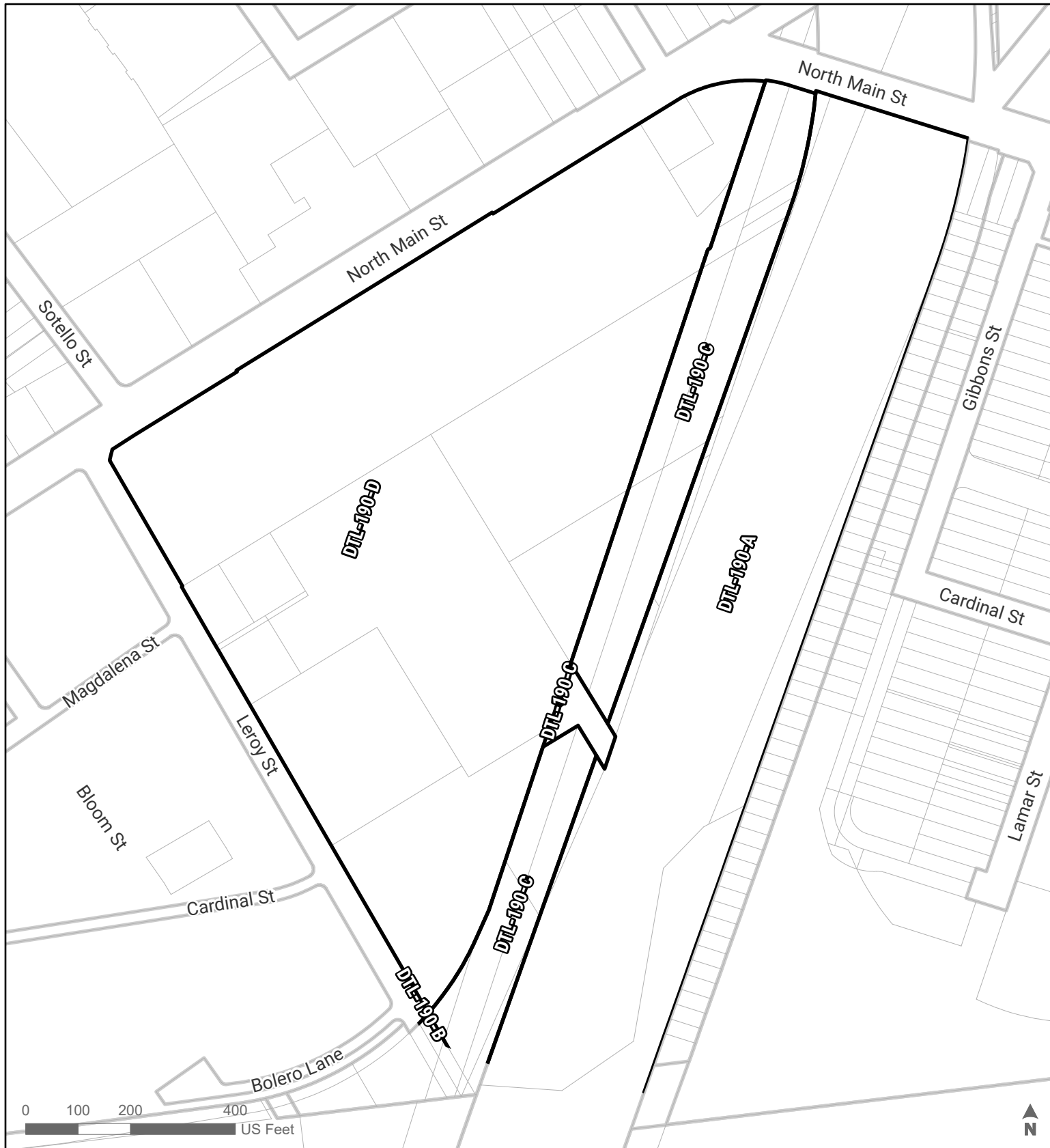
TL / MAR2021

Section:

180

CPC-1994-0213-CPU

**Downtown
Community Plan Area**



ZONING MAP AMENDMENTS

SUBAREAS

DTL-190-A, DTL-190-B, DTL-190-C, DTL-190-D

 Building Line Removal

Data Sources: Department of City Planning, Bureau of Engineering

TL / MAR2021

Section:

190

CPC-1994-0213-CPU


**Downtown
Community Plan Area**



ZONING MAP AMENDMENTS

SUBAREAS

DTL-190-A, DTL-190-B, DTL-190-C, DTL-200-A, DTL-200-B, DTL-200-C, DTL-200-D, DTL-200-E

 Building Line Removal

Data Sources: Department of City Planning, Bureau of Engineering

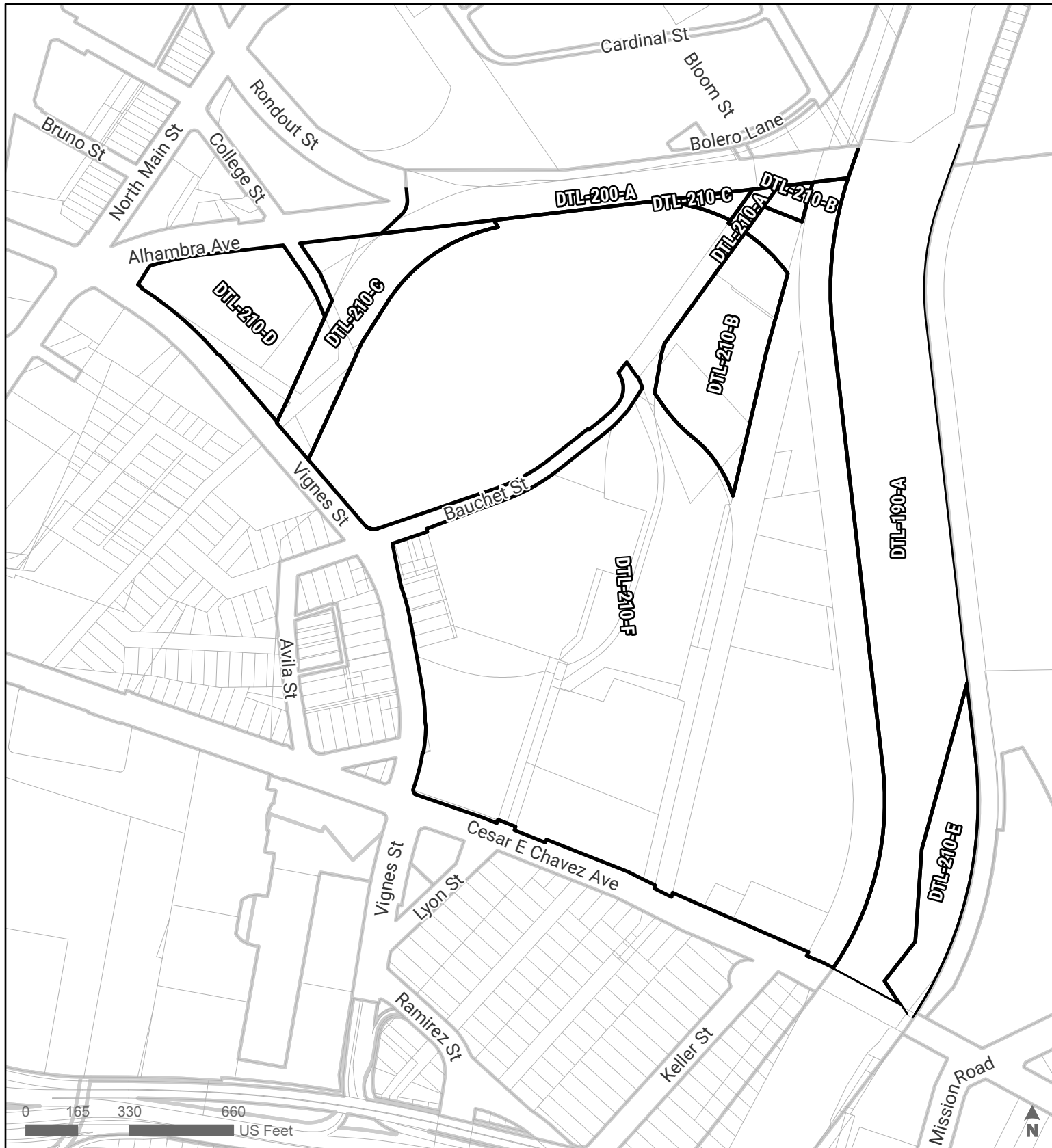
TL / MAR2021

Section:

200

CPC-1994-0213-CPU

**Downtown
Community Plan Area**



ZONING MAP AMENDMENTS

SUBAREAS

DTL-190-A, DTL-200-A, DTL-210-A, DTL-210-B, DTL-210-C, DTL-210-D, DTL-210-E,
DTL-210-F, DTL-220-D

 Building Line Removal

Data Sources: Department of City Planning, Bureau of Engineering

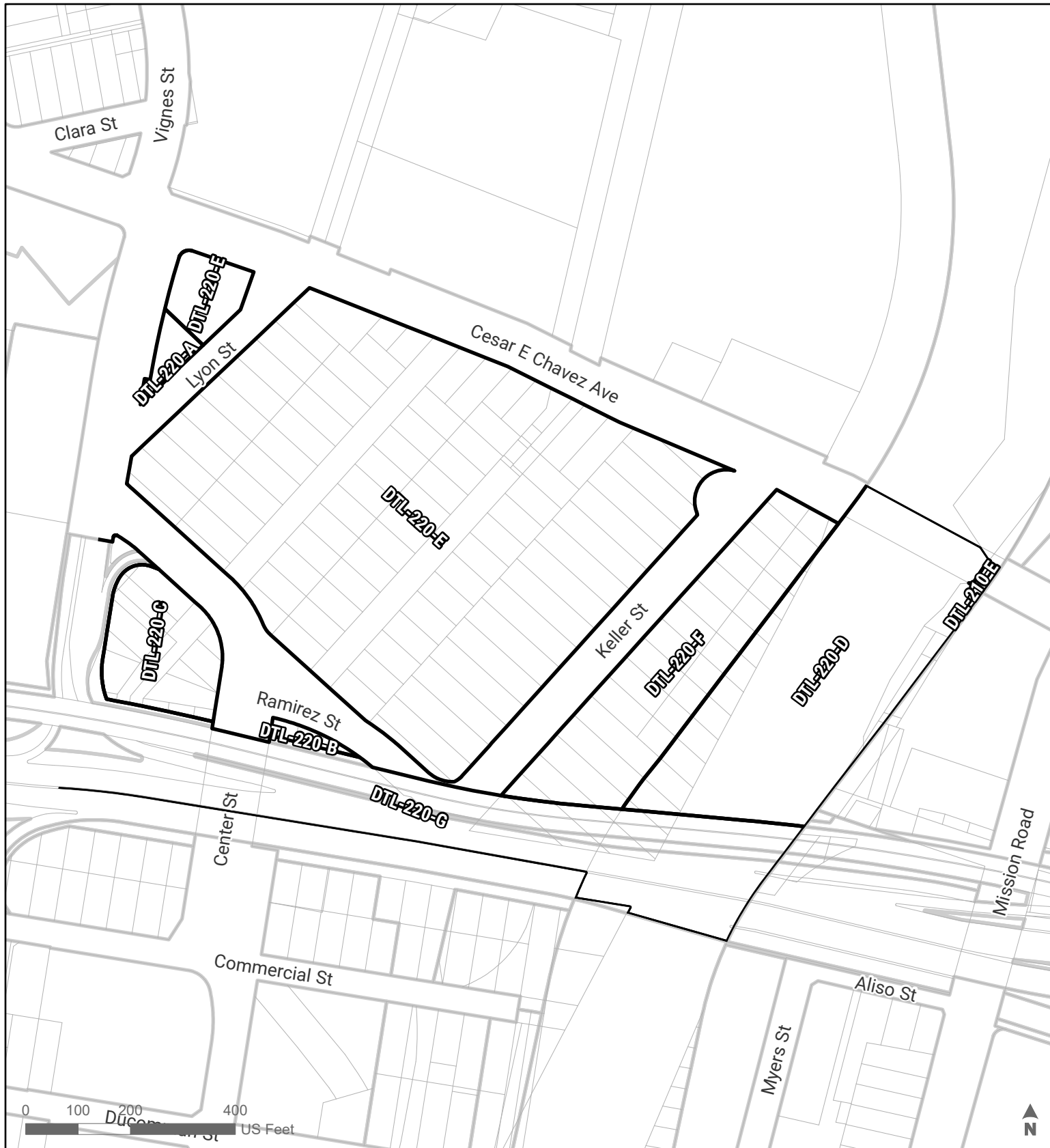
TL / MAR2021

Section:

210

CPC-1994-0213-CPU

**Downtown
Community Plan Area**



ZONING MAP AMENDMENTS

SUBAREAS

DTL-190-A, DTL-210-E, DTL-220-A, DTL-220-B, DTL-220-C, DTL-220-D, DTL-220-E,
DTL-220-F, DTL-220-G, DTL-2290-F, DTL-2410-E, DTL-2410-G

 Building Line Removal

Data Sources: Department of City Planning, Bureau of Engineering

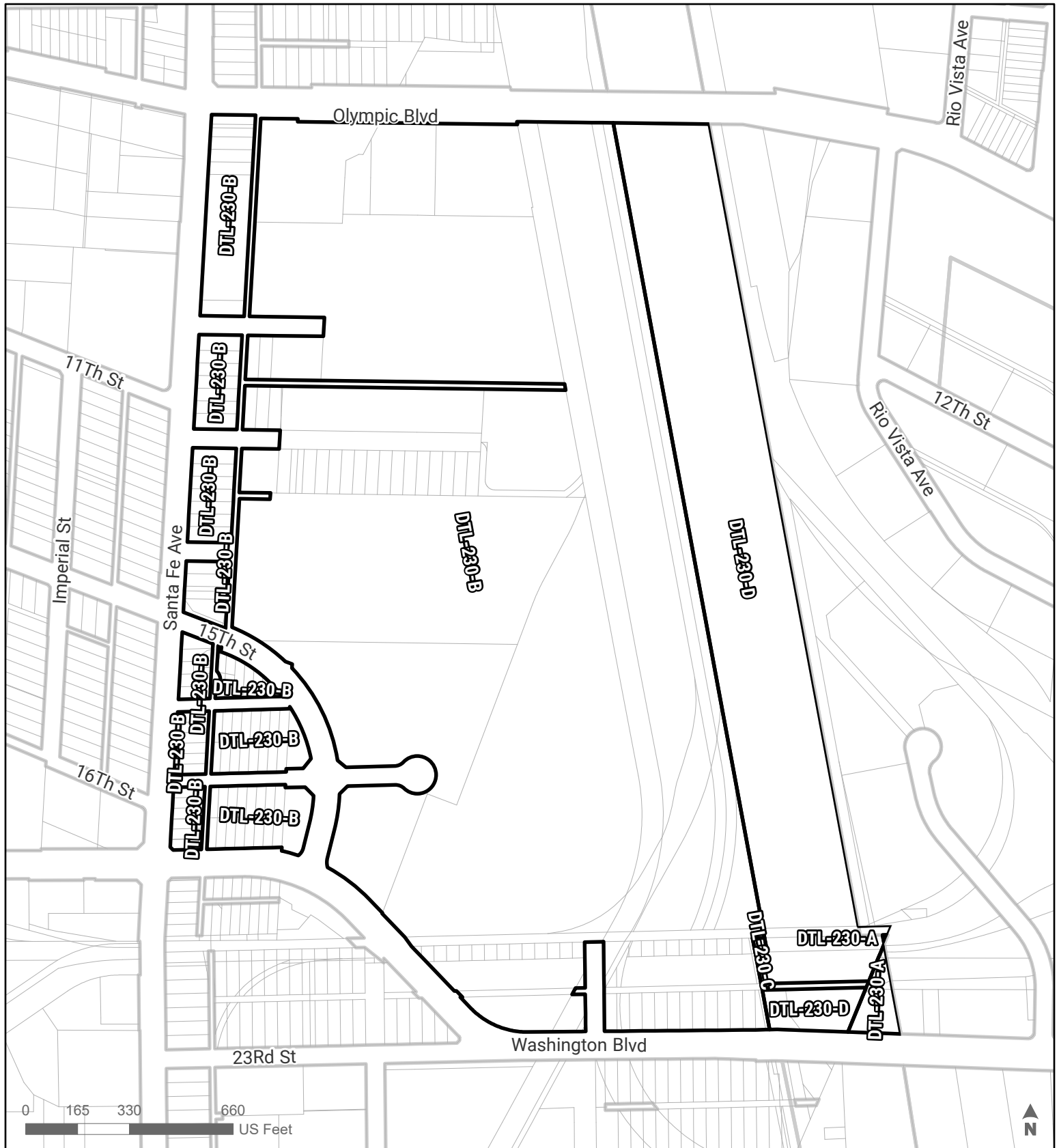
TL / MAR2021

Section:

220

CPC-1994-0213-CPU

**Downtown
Community Plan Area**



ZONING MAP AMENDMENTS

SUBAREAS

DTL-230-A, DTL-230-B, DTL-230-C, DTL-230-D

 Building Line Removal

Data Sources: Department of City Planning, Bureau of Engineering

TL / MAR2021

Section:

230

CPC-1994-0213-CPU


**Downtown
Community Plan Area**



ZONING MAP AMENDMENTS

SUBAREAS

DTL-240-A, DTL-240-B, DTL-240-C, DTL-240-D, DTL-240-E

 Building Line Removal

Data Sources: Department of City Planning, Bureau of Engineering

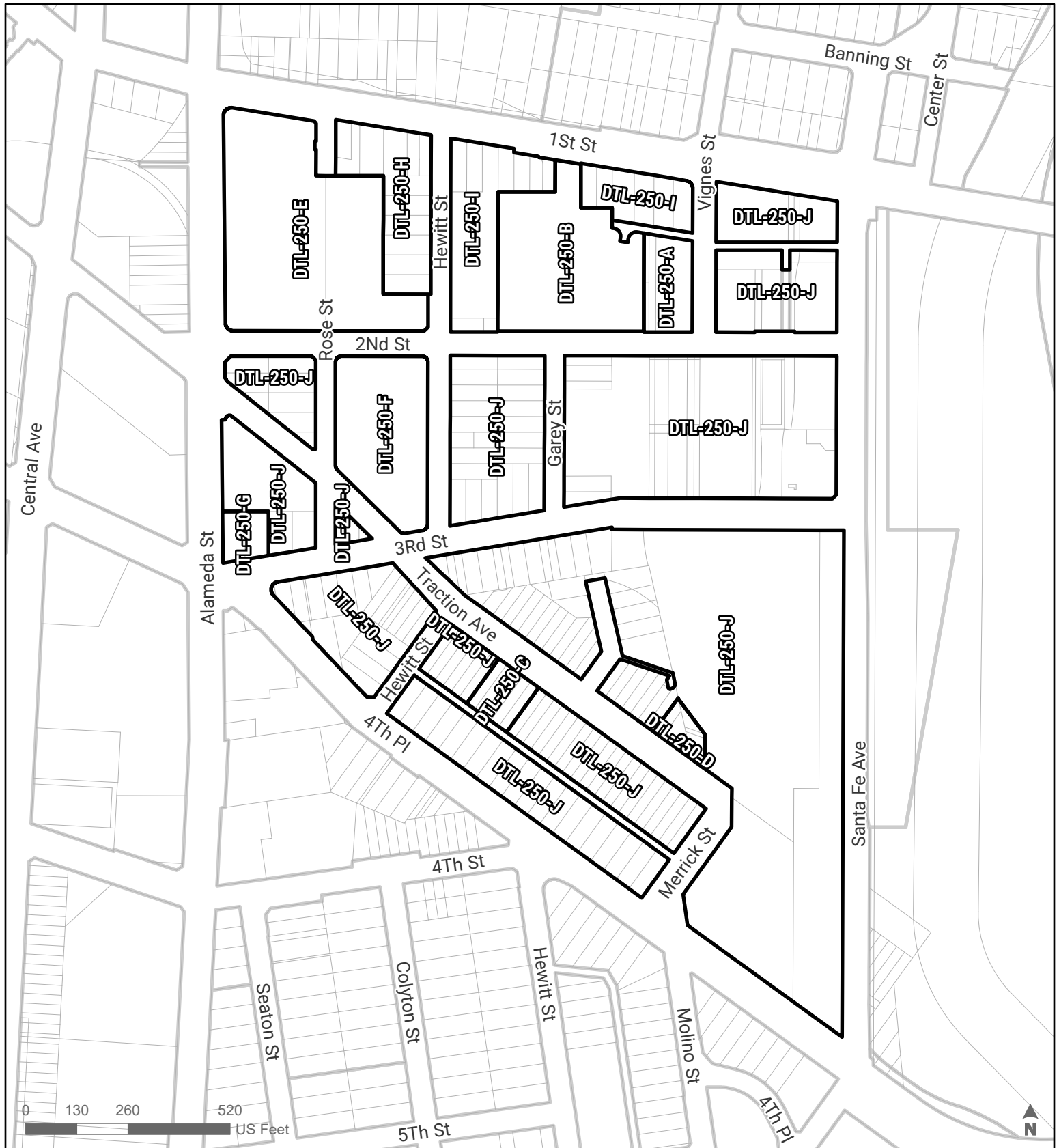
TL / MAR2021

Section:

240

CPC-1994-0213-CPU


**Downtown
Community Plan Area**



ZONING MAP AMENDMENTS

SUBAREAS

DTL-250-A, DTL-250-B, DTL-250-C, DTL-250-D, DTL-250-E, DTL-250-F, DTL-250-G,
DTL-250-H, DTL-250-I, DTL-250-J

 Building Line Removal

Data Sources: Department of City Planning, Bureau of Engineering

Approved by City Planning Commission September 23, 2021
CPC-2017-432-CPU; CPC-2014-1582-CA; ENV-2017-433-EIR; CF 22-0617

TL / MAR2021

Section:

250

CPC-1994-0213-CPU


**Downtown
Community Plan Area**



ZONING MAP AMENDMENTS

SUBAREAS

DTL-260-A, DTL-260-B

 Building Line Removal

Data Sources: Department of City Planning, Bureau of Engineering

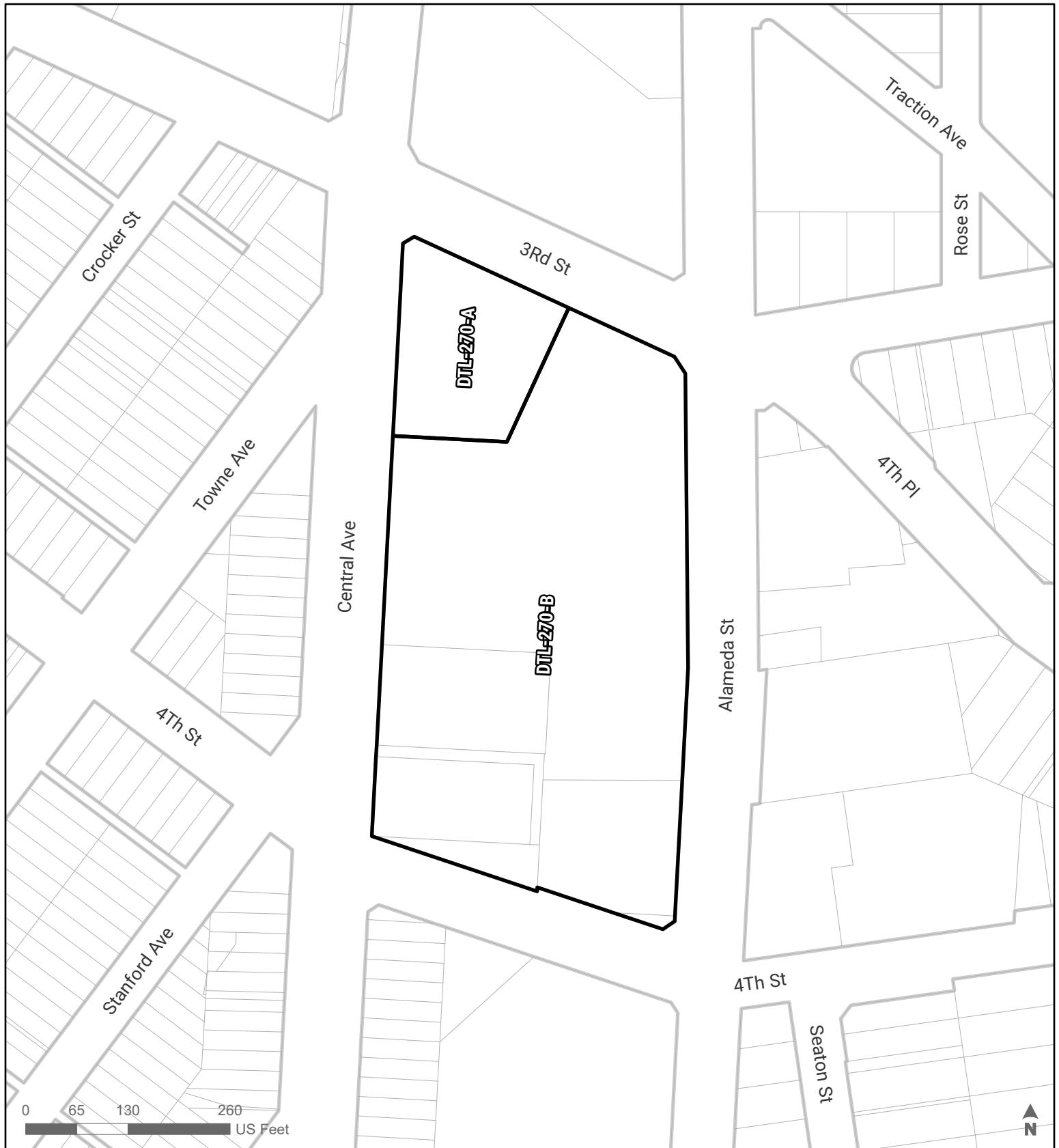
TL / MAR2021

Section:

260

CPC-1994-0213-CPU

**Downtown
Community Plan Area**



ZONING MAP AMENDMENTS

SUBAREAS

DTL-270-A, DTL-270-B

 Building Line Removal

Data Sources: Department of City Planning, Bureau of Engineering

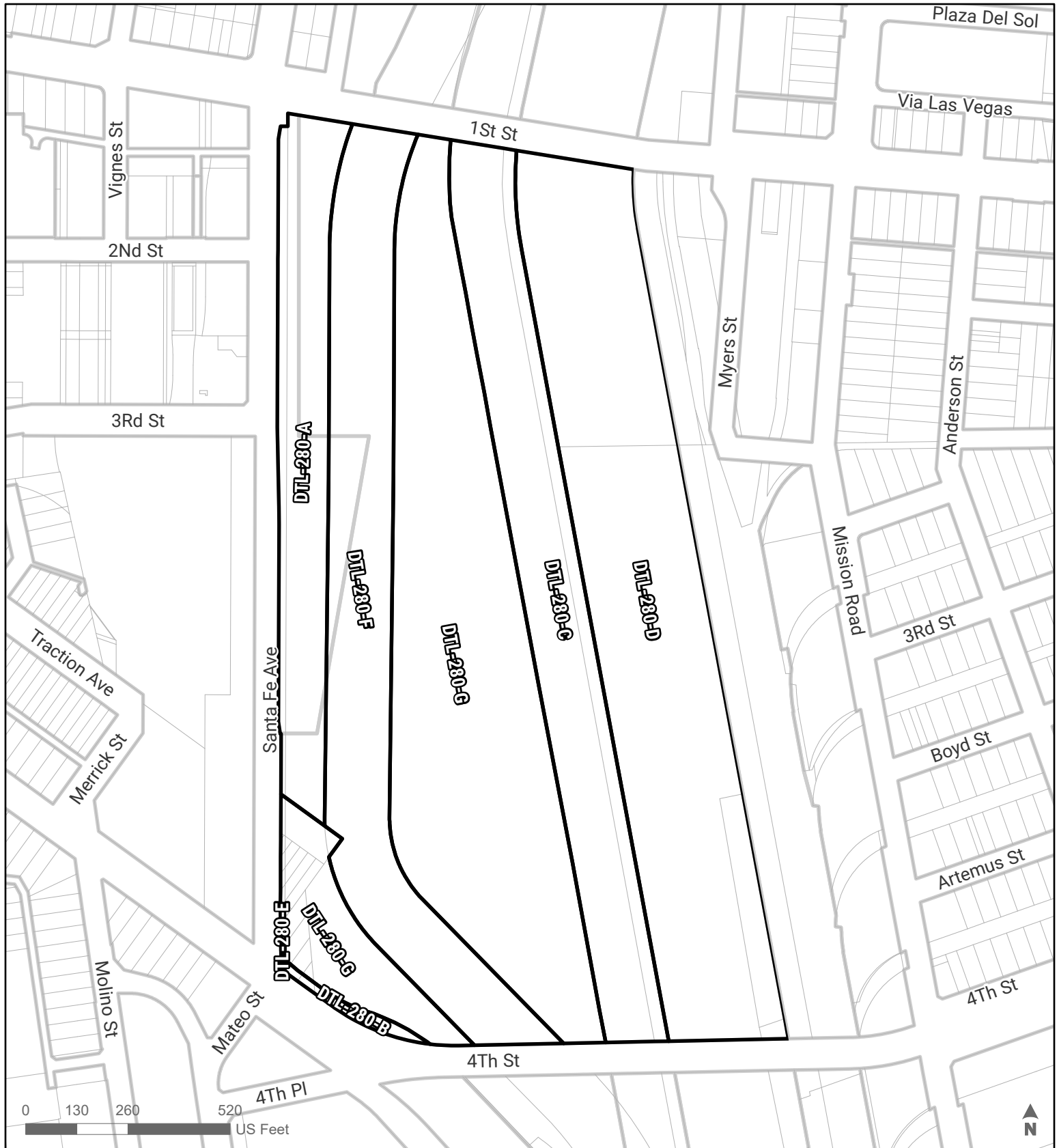
TL / MAR2021

Section:

270

CPC-1994-0213-CPU


**Downtown
Community Plan Area**



ZONING MAP AMENDMENTS

SUBAREAS

DTL-280-A, DTL-280-B, DTL-280-C, DTL-280-D, DTL-280-E, DTL-280-F, DTL-280-G

 Building Line Removal

Data Sources: Department of City Planning, Bureau of Engineering

Approved by City Planning Commission September 23, 2021
CPC-2017-432-CPU; CPC-2014-1582-CA; ENV-2017-433-EIR; CF 22-0617

TL / MAR2021

Section:

280

CPC-1994-0213-CPU

Downtown Community Plan Area



ZONING MAP AMENDMENTS

SUBAREAS

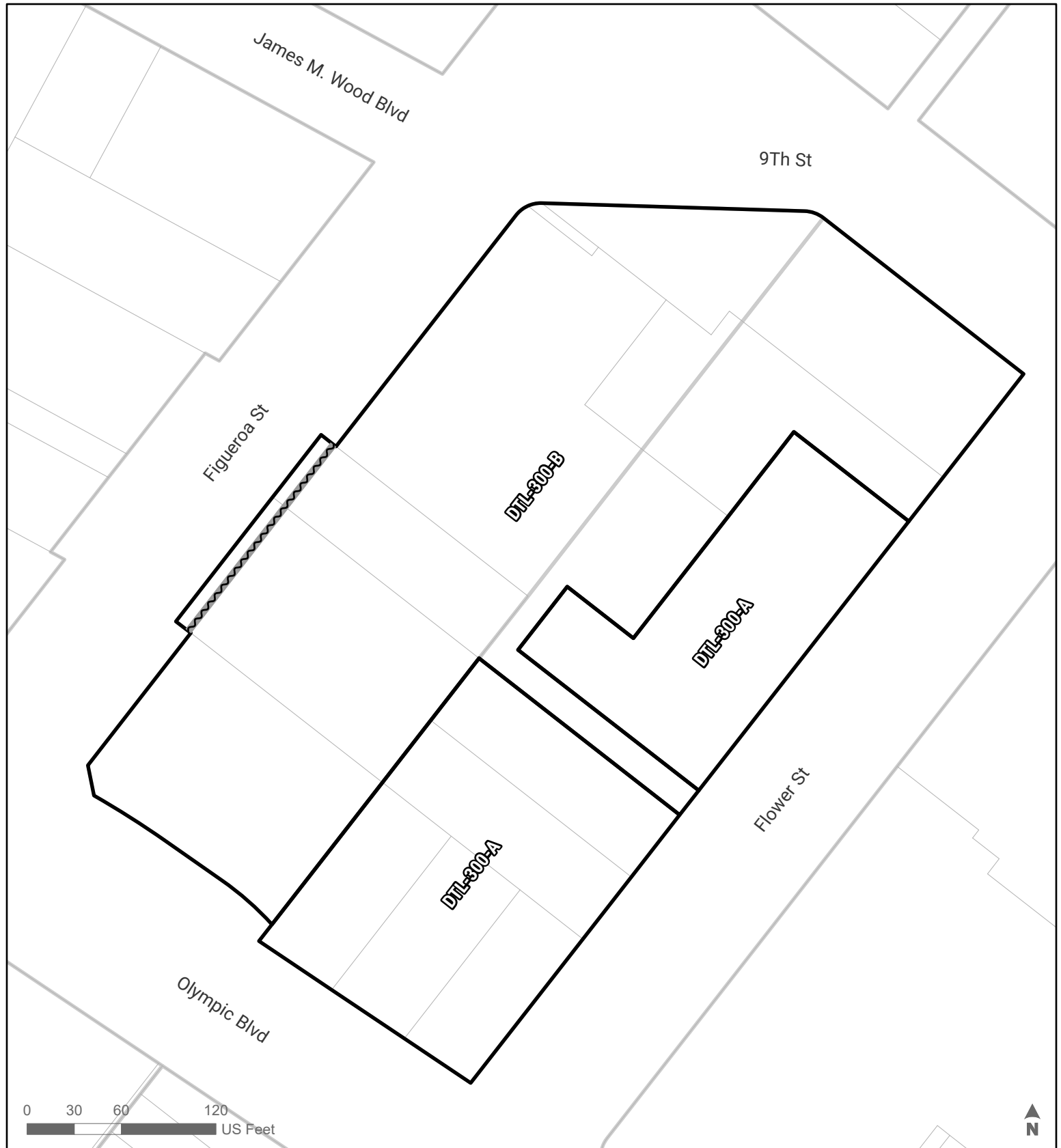
DTL-290-A, DTL-290-B, DTL-290-C

Section:

290

CPC-1994-0213-CPU

**Downtown
Community Plan Area**



ZONING MAP AMENDMENTS

SUBAREAS

DTL-300-A, DTL-300-B

 Building Line Removal

Data Sources: Department of City Planning, Bureau of Engineering

TL / MAR2021

Section:

300

CPC-1994-0213-CPU

**Downtown
Community Plan Area**



ZONING MAP AMENDMENTS

SUBAREAS

DTL-310-A, DTL-310-B, DTL-310-C, DTL-310-D, DTL-310-E, DTL-970-B

 Building Line Removal

Data Sources: Department of City Planning, Bureau of Engineering

TL / MAR2021

Section:


310

CPC-1994-0213-CPU

**Downtown
Community Plan Area**



ZONING MAP AMENDMENTS
SUBAREAS
DTL-320-A

 Building Line Removal

Data Sources: Department of City Planning, Bureau of Engineering

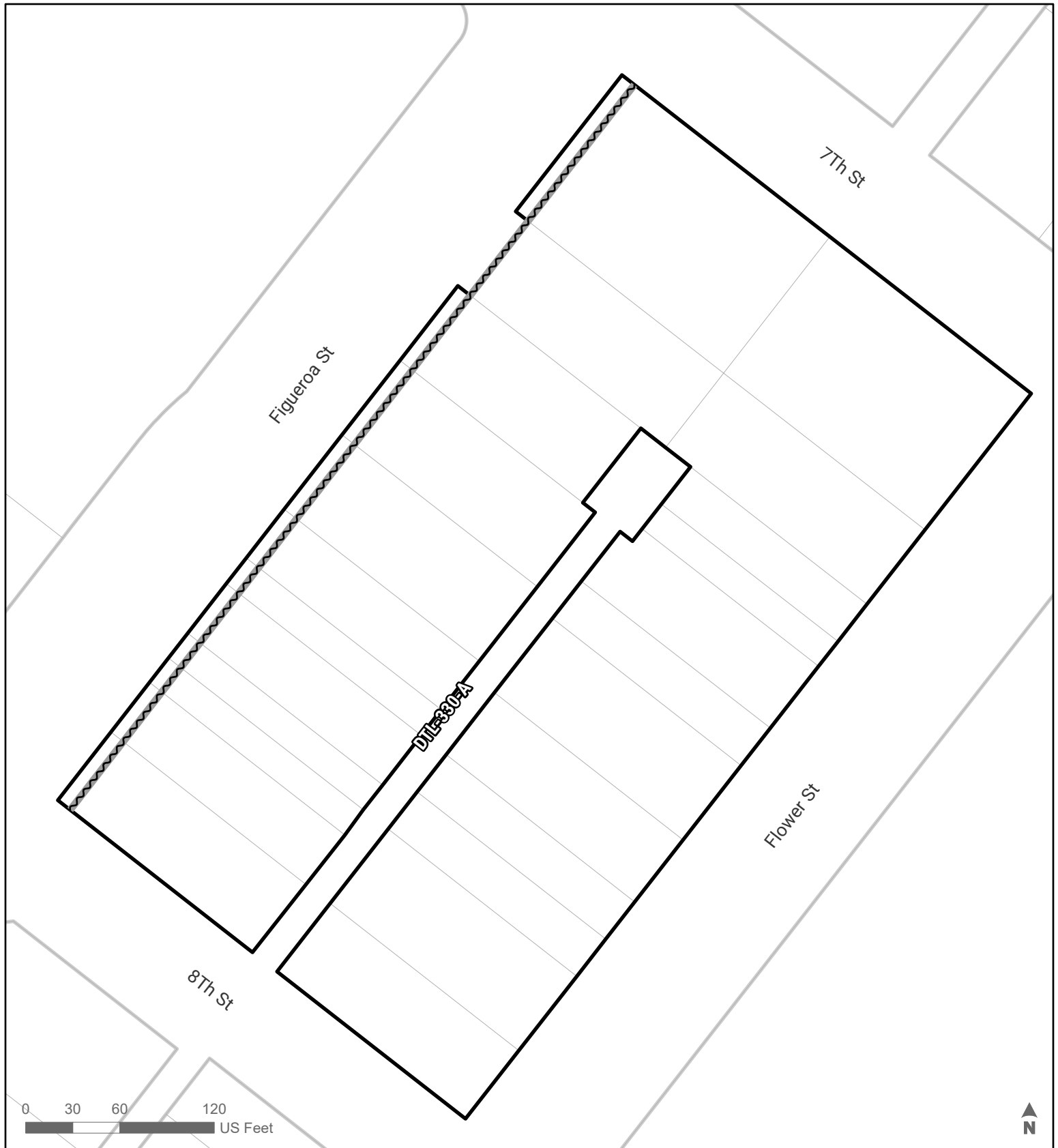
TL / MAR2021

Section:


320

CPC-1994-0213-CPU

**Downtown
Community Plan Area**



ZONING MAP AMENDMENTS
SUBAREAS
 DTL-330-A

 Building Line Removal

Data Sources: Department of City Planning, Bureau of Engineering

TL / MAR2021

Section:


330

CPC-1994-0213-CPU

**Downtown
 Community Plan Area**



ZONING MAP AMENDMENTS
SUBAREAS
 DTL-340-A

 Building Line Removal

Data Sources: Department of City Planning, Bureau of Engineering

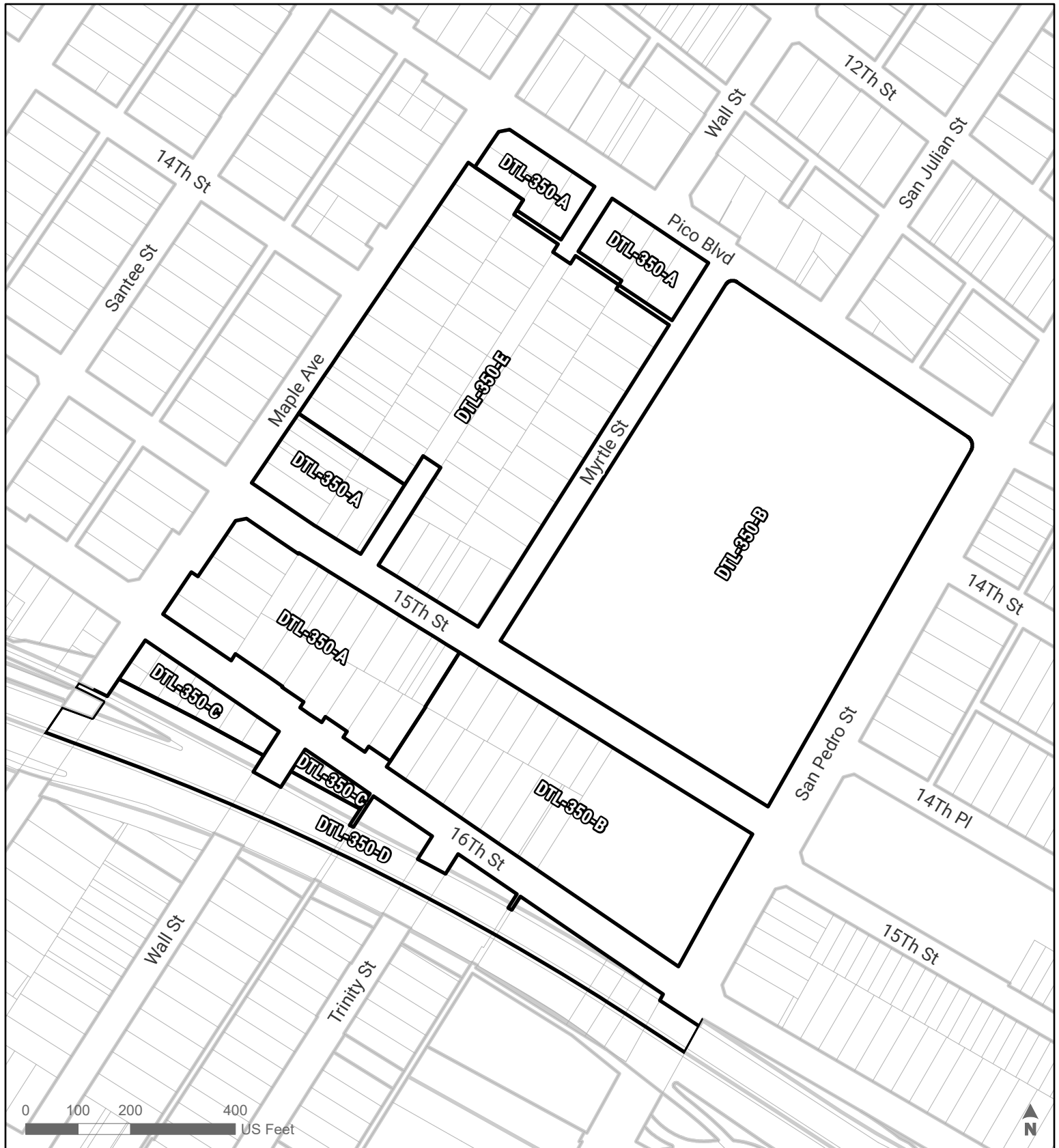
TL / MAR2021

Section:

340

CPC-1994-0213-CPU


**Downtown
 Community Plan Area**



ZONING MAP AMENDMENTS

SUBAREAS

DTL-350-A, DTL-350-B, DTL-350-C, DTL-350-D, DTL-350-E, DTL-400-D, DTL-400-E,
DTL-1100-F

 Building Line Removal

Data Sources: Department of City Planning, Bureau of Engineering

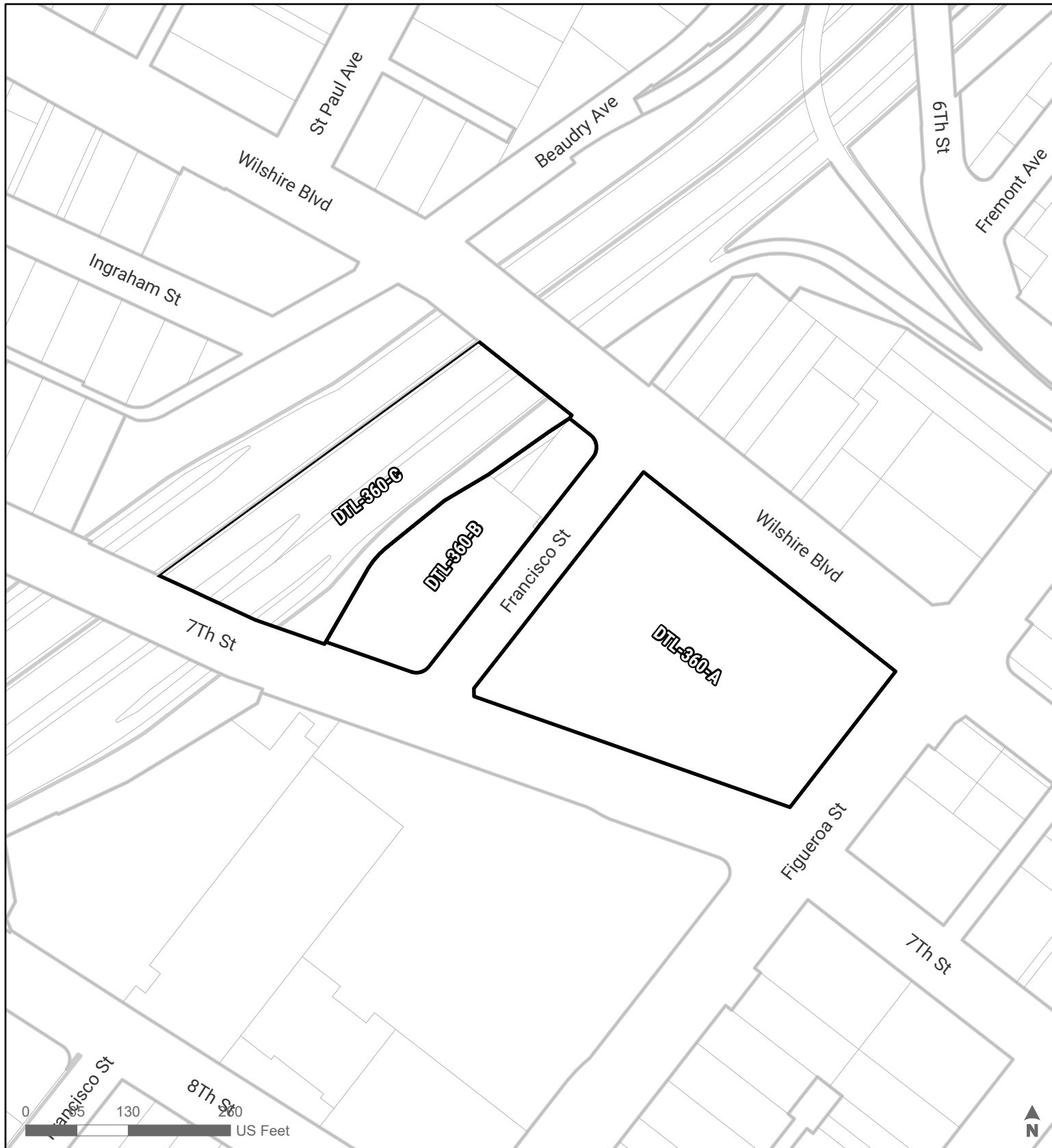
TL / MAR2021

Section:

350

CPC-1994-0213-CPU

**Downtown
Community Plan Area**



ZONING MAP AMENDMENTS

SUBAREAS

DTL-360-A, DTL-360-B, DTL-360-C

 Building Line Removal

Data Sources: Department of City Planning, Bureau of Engineering

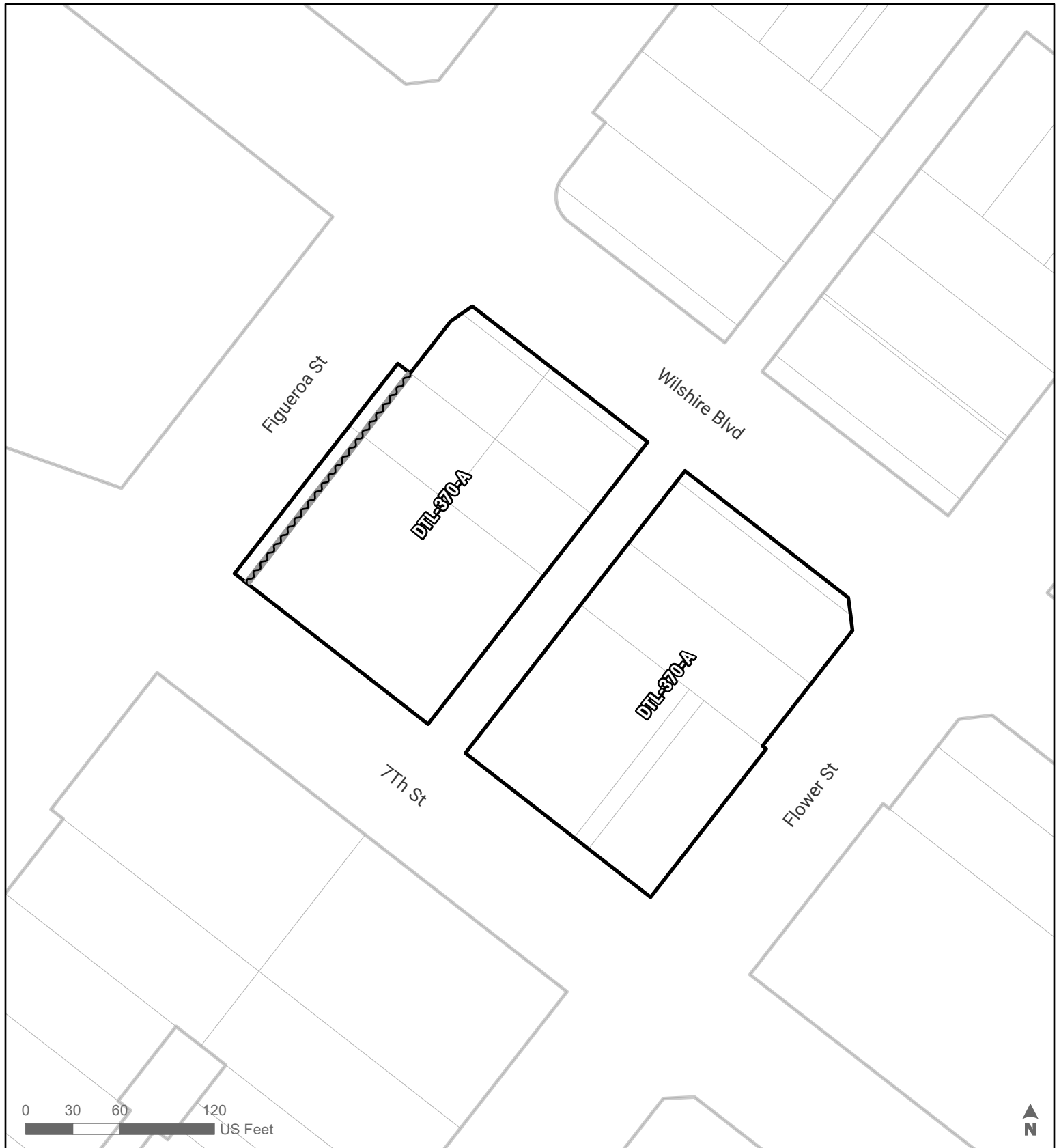
TL / MAR2021

Section:


360

CPC-1994-0213-CPU

**Downtown
Community Plan Area**



ZONING MAP AMENDMENTS
SUBAREAS
DTL-370-A

 Building Line Removal

Data Sources: Department of City Planning, Bureau of Engineering

TL / MAR2021

Section:

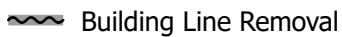
370

CPC-1994-0213-CPU

**Downtown
Community Plan Area**



ZONING MAP AMENDMENTS
SUBAREAS
DTL-380-A



Building Line Removal

Data Sources: Department of City Planning, Bureau of Engineering

TL / MAR2021

Section:

380

CPC-1994-0213-CPU

**Downtown
Community Plan Area**



ZONING MAP AMENDMENTS

SUBAREAS

DTL-390-A, DTL-390-B

 Building Line Removal

Data Sources: Department of City Planning, Bureau of Engineering

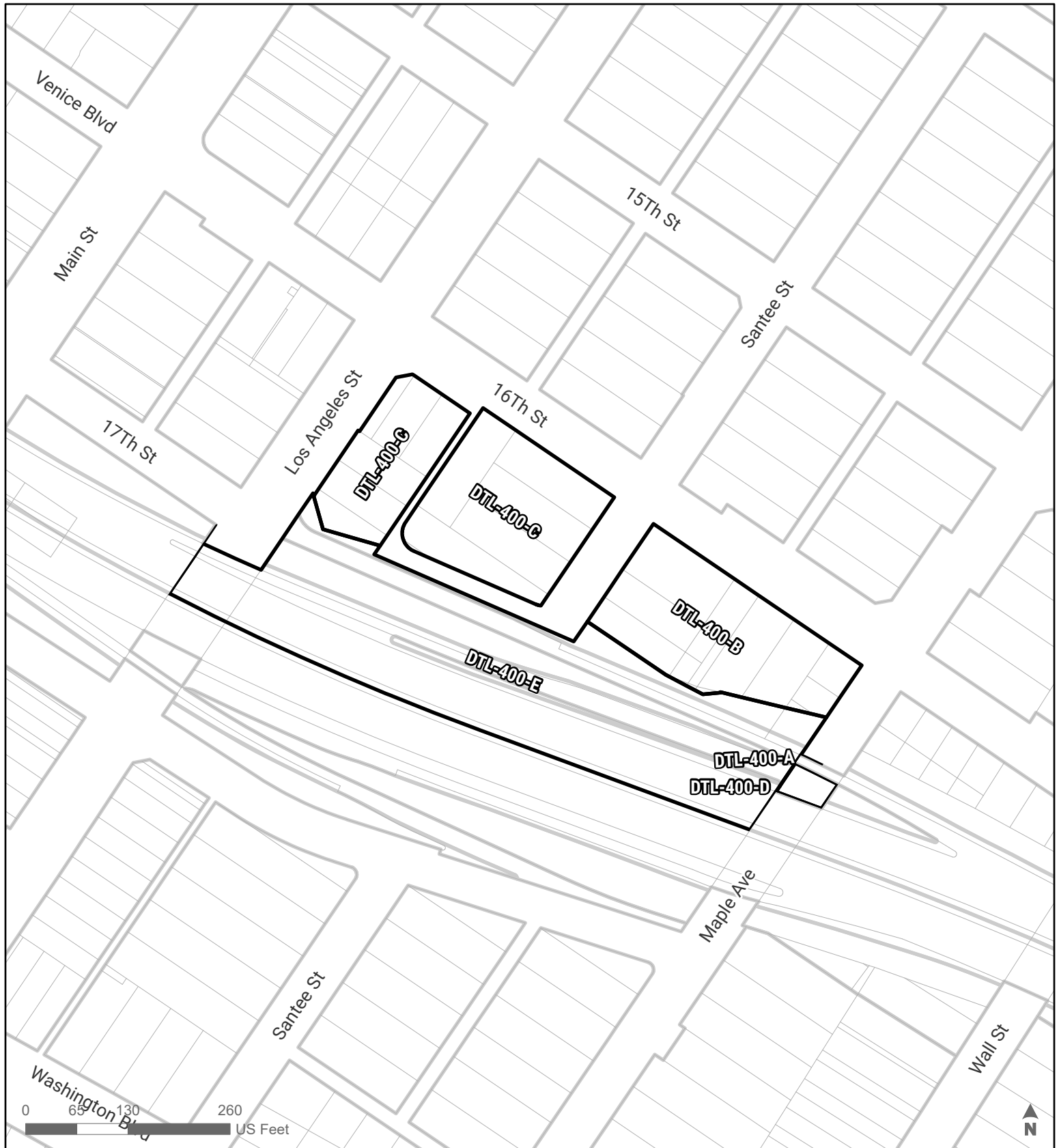
TL / MAR2021

Section:

390

CPC-1994-0213-CPU


**Downtown
Community Plan Area**



ZONING MAP AMENDMENTS

SUBAREAS

DTL-400-A, DTL-350-D, DTL-400-B, DTL-400-C, DTL-400-D, DTL-400-E, DTL-840-C

 Building Line Removal

Data Sources: Department of City Planning, Bureau of Engineering

TL / MAR2021

Section:


400

CPC-1994-0213-CPU

**Downtown
Community Plan Area**



ZONING MAP AMENDMENTS
SUBAREAS
 DTL-410-A

 Building Line Removal

Data Sources: Department of City Planning, Bureau of Engineering

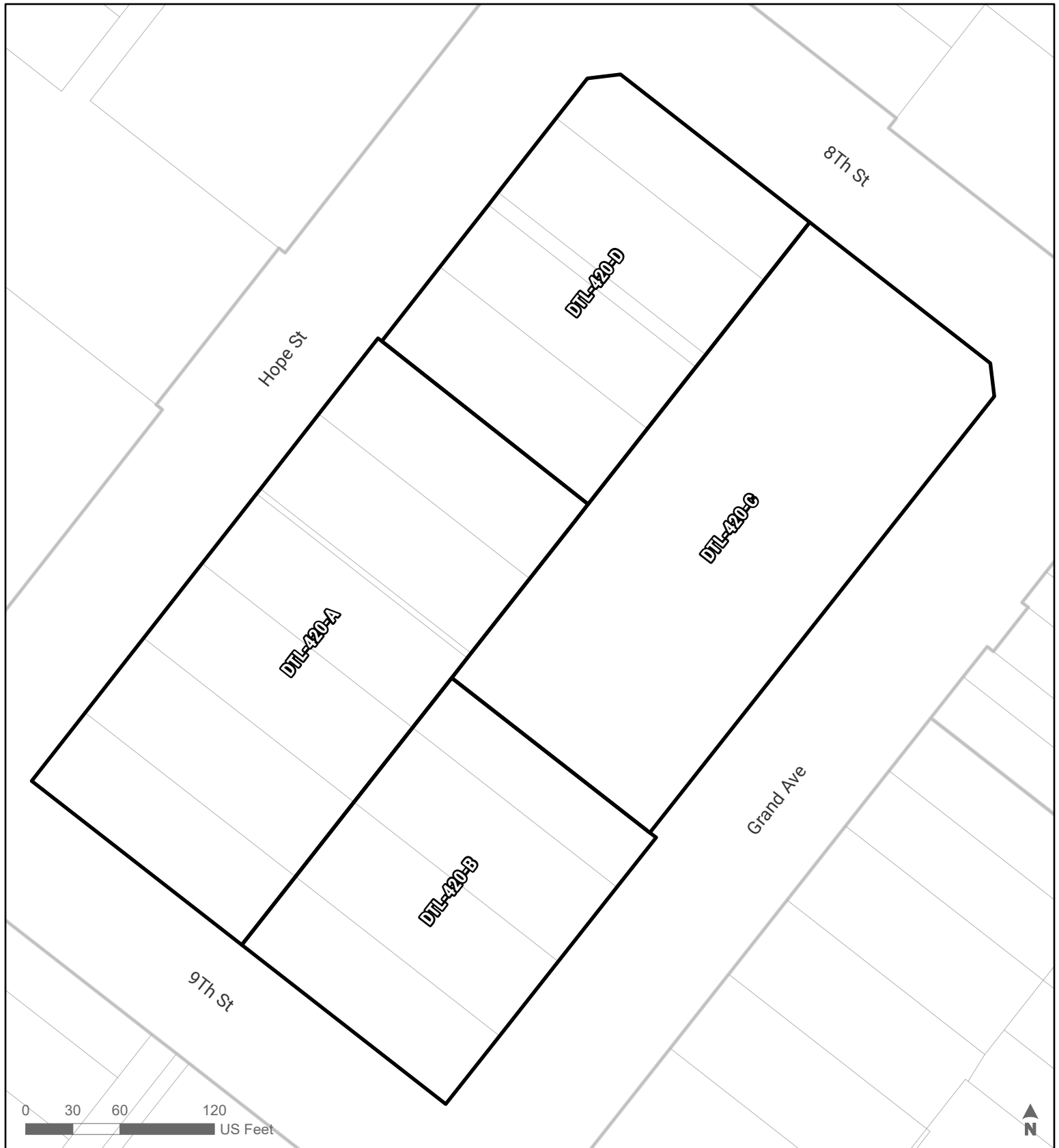
TL / MAR2021

Section:

410

CPC-1994-0213-CPU

**Downtown
 Community Plan Area**



ZONING MAP AMENDMENTS

SUBAREAS

DTL-420-A, DTL-420-B, DTL-420-C, DTL-420-D

 Building Line Removal

Data Sources: Department of City Planning, Bureau of Engineering

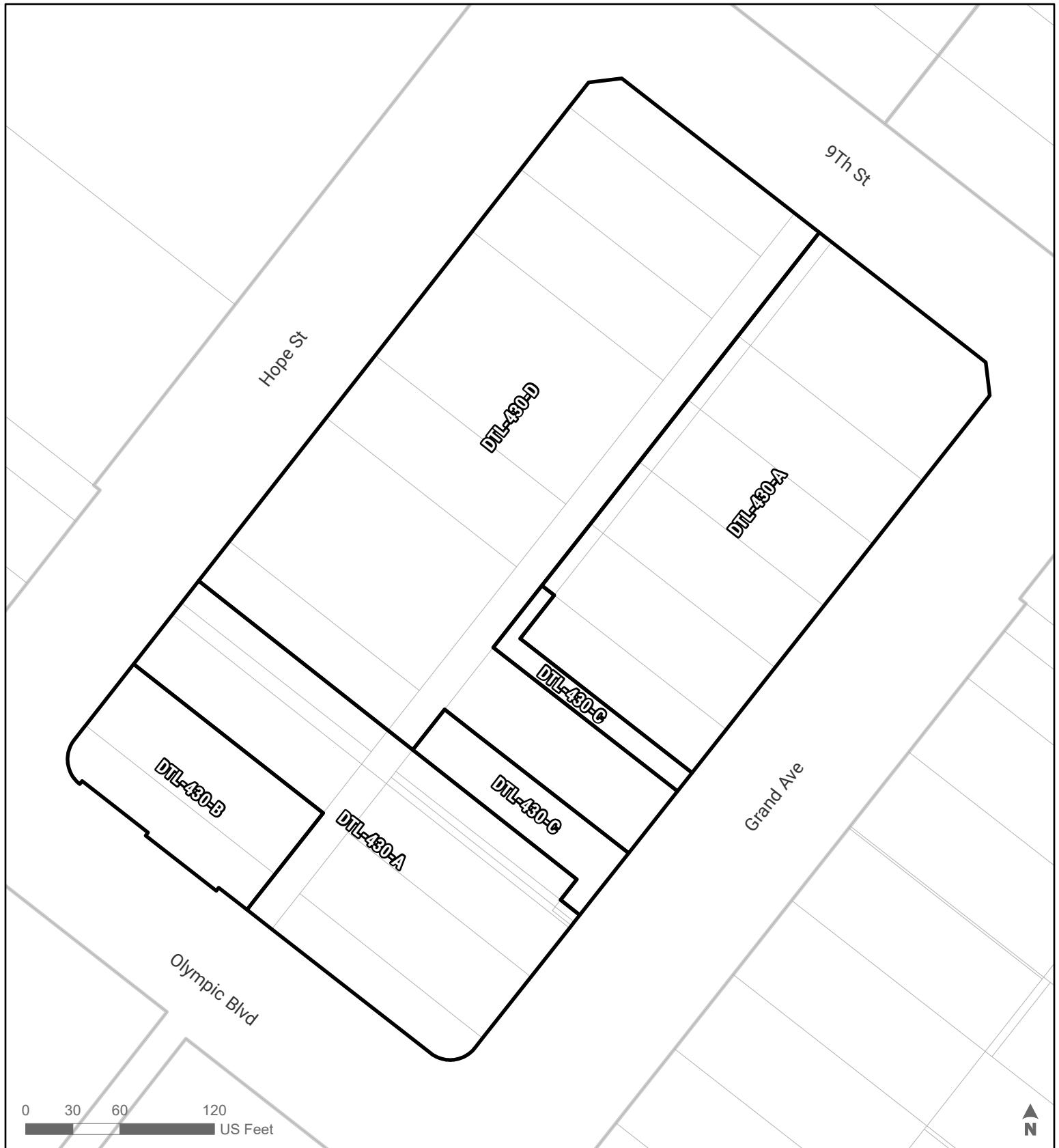
TL / MAR2021

Section:

420

CPC-1994-0213-CPU

**Downtown
Community Plan Area**



ZONING MAP AMENDMENTS

SUBAREAS

DTL-430-A, DTL-430-B, DTL-430-C, DTL-430-D

 Building Line Removal

Data Sources: Department of City Planning, Bureau of Engineering

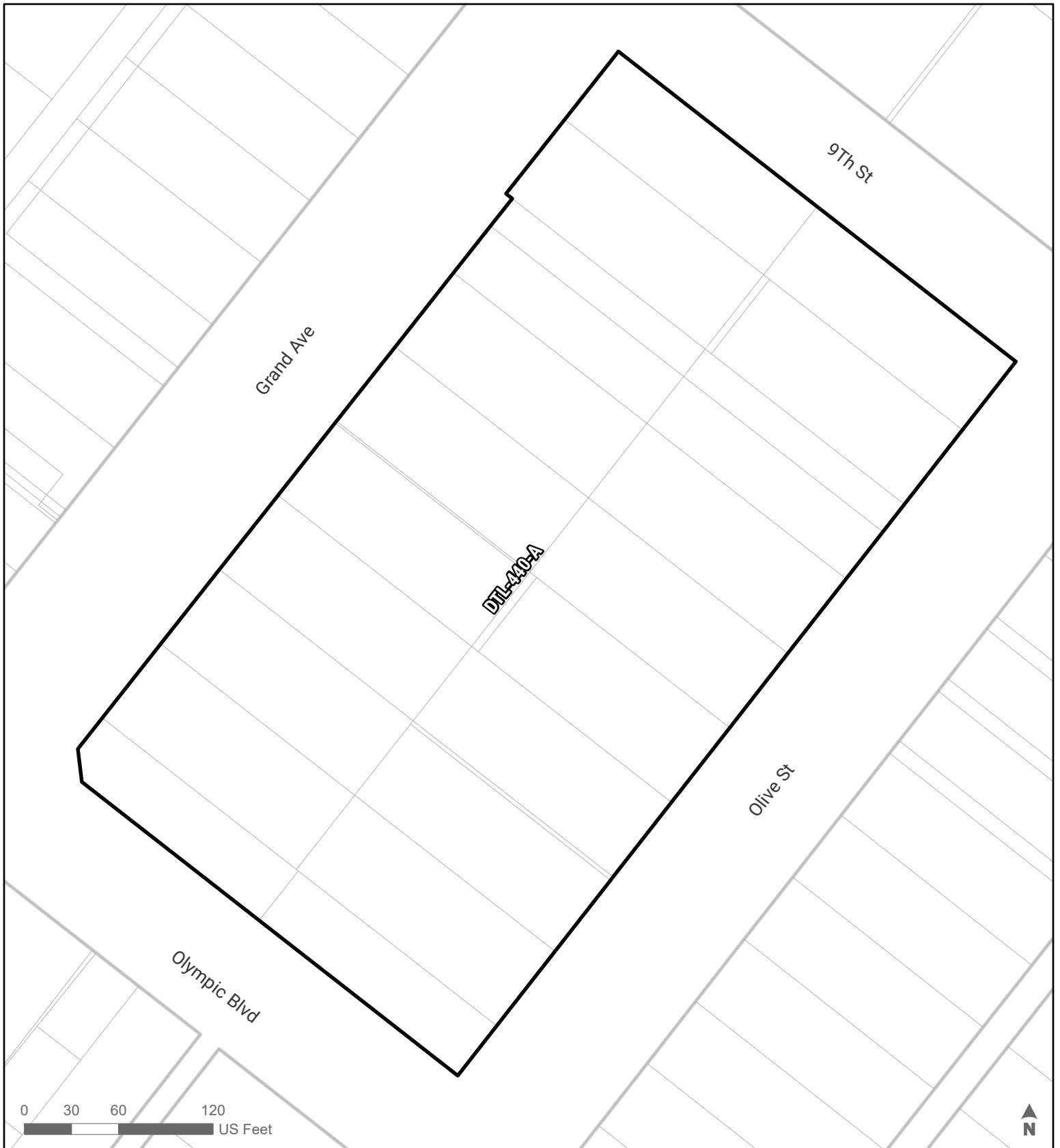
TL / MAR2021

Section:


430

CPC-1994-0213-CPU

**Downtown
Community Plan Area**



ZONING MAP AMENDMENTS
SUBAREAS
DTL-440-A

 Building Line Removal

Data Sources: Department of City Planning, Bureau of Engineering

TL / MAR2021

Section:


440

CPC-1994-0213-CPU

**Downtown
Community Plan Area**



ZONING MAP AMENDMENTS
SUBAREAS
 DTL-450-A

 Building Line Removal

Data Sources: Department of City Planning, Bureau of Engineering

TL / MAR2021

Section:

450

CPC-1994-0213-CPU

**Downtown
 Community Plan Area**



ZONING MAP AMENDMENTS

SUBAREAS

DTL-460-A, DTL-460-B

 Building Line Removal

Data Sources: Department of City Planning, Bureau of Engineering

TL / MAR2021

Section:

460

CPC-1994-0213-CPU

**Downtown
Community Plan Area**



ZONING MAP AMENDMENTS

SUBAREAS

DTL-470-A, DTL-470-B, DTL-530-B

 Building Line Removal

Data Sources: Department of City Planning, Bureau of Engineering

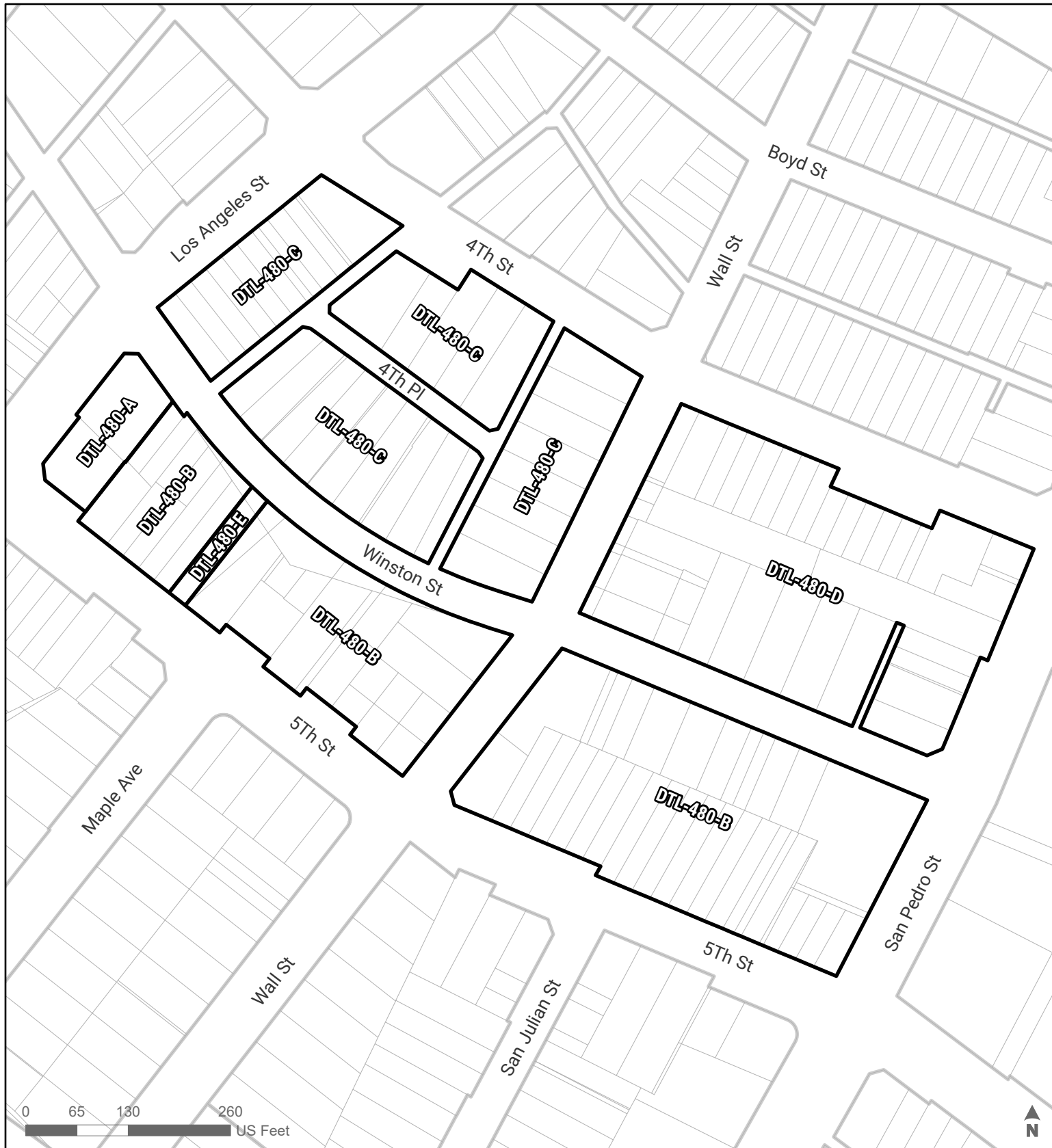
TL / MAR2021

Section:

470

CPC-1994-0213-CPU

**Downtown
Community Plan Area**



ZONING MAP AMENDMENTS

SUBAREAS

DTL-480-A, DTL-480-B, DTL-480-C, DTL-480-D, DTL-480-E

 Building Line Removal

Data Sources: Department of City Planning, Bureau of Engineering

TL / MAR2021

Section:

480

CPC-1994-0213-CPU

**Downtown
Community Plan Area**



ZONING MAP AMENDMENTS

SUBAREAS

DTL-490-A, DTL-490-B, DTL-490-C, DTL-490-D, DTL-490-E

 Building Line Removal

Data Sources: Department of City Planning, Bureau of Engineering

TL / MAR2021

Section:

490

CPC-1994-0213-CPU


**Downtown
Community Plan Area**



ZONING MAP AMENDMENTS

SUBAREAS

DTL-500-A, DTL-500-B

 Building Line Removal

Data Sources: Department of City Planning, Bureau of Engineering

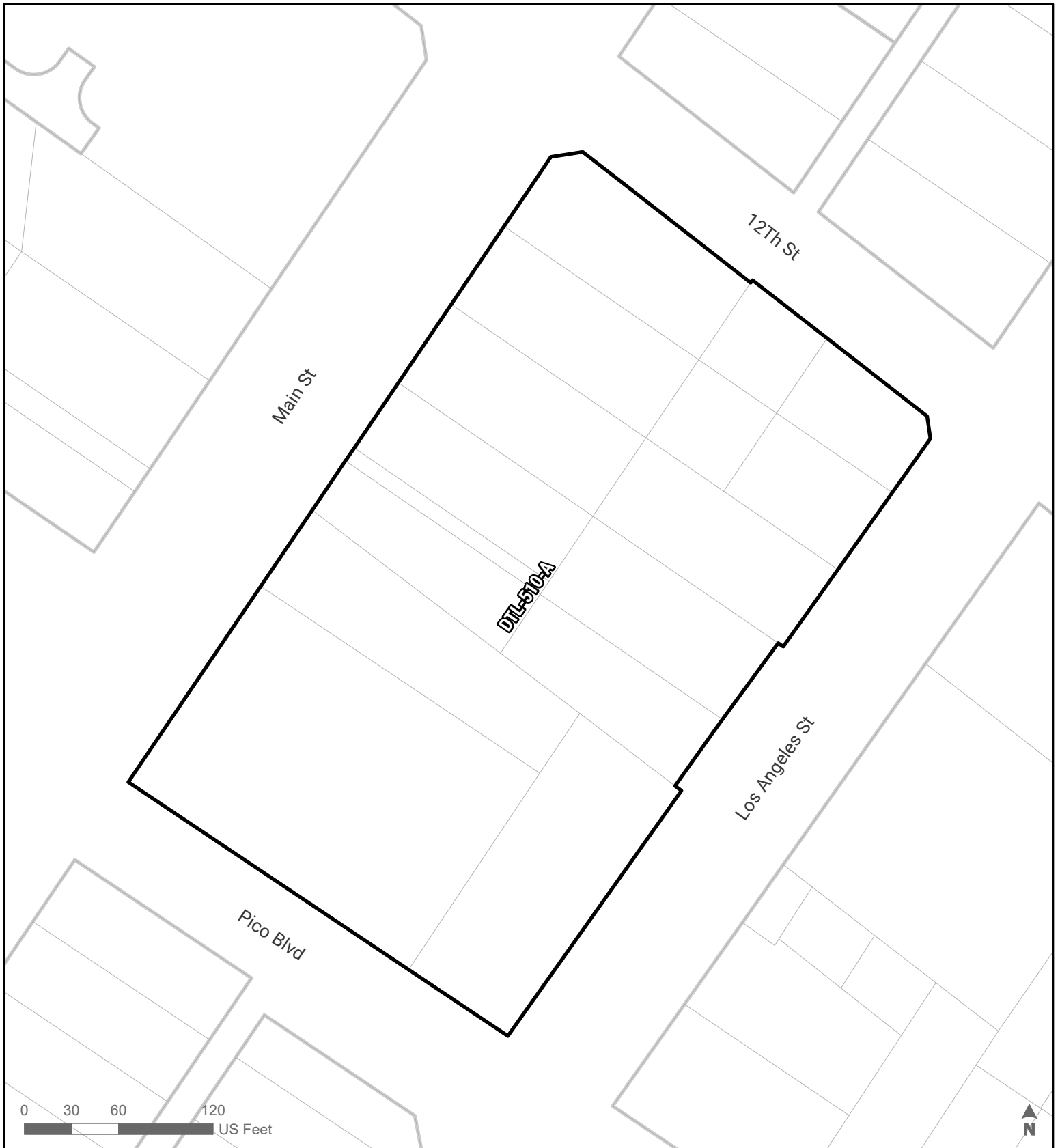
TL / MAR2021

Section:


500

CPC-1994-0213-CPU

**Downtown
Community Plan Area**



ZONING MAP AMENDMENTS
SUBAREAS
DTL-510-A

 Building Line Removal

Data Sources: Department of City Planning, Bureau of Engineering

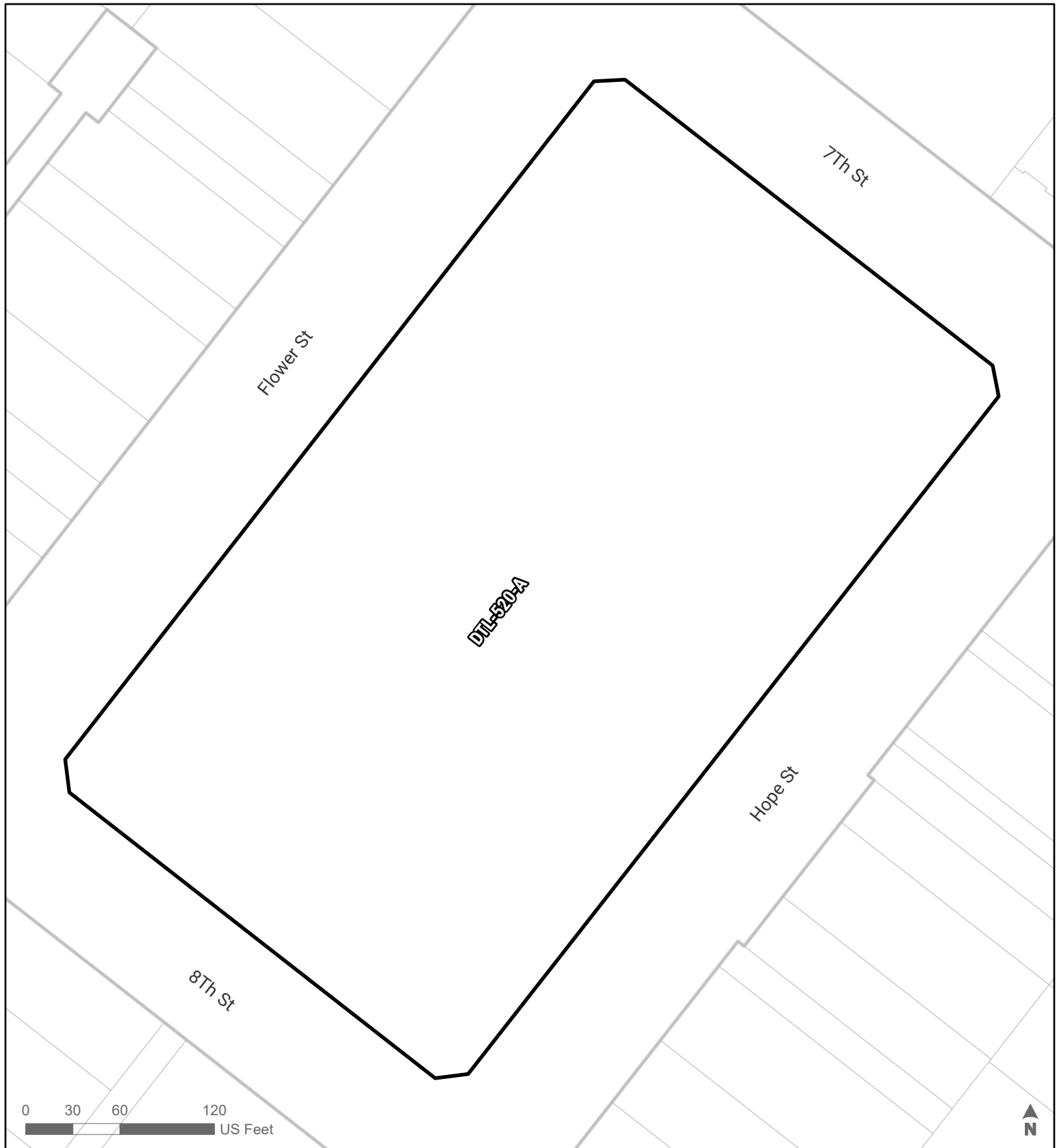
TL / MAR2021

Section:


510

CPC-1994-0213-CPU

**Downtown
Community Plan Area**



ZONING MAP AMENDMENTS
SUBAREAS
DTL-520-A

 Building Line Removal

Data Sources: Department of City Planning, Bureau of Engineering

TL / MAR2021

Section:

520

CPC-1994-0213-CPU


**Downtown
Community Plan Area**



ZONING MAP AMENDMENTS

SUBAREAS

DTL-470-B, DTL-530-A, DTL-530-B

 Building Line Removal

Data Sources: Department of City Planning, Bureau of Engineering

TL / MAR2021

Section:


530

CPC-1994-0213-CPU

**Downtown
Community Plan Area**



ZONING MAP AMENDMENTS
SUBAREAS
DTL-540-A

 Building Line Removal

Data Sources: Department of City Planning, Bureau of Engineering

TL / MAR2021

Section:


540

CPC-1994-0213-CPU

**Downtown
Community Plan Area**



ZONING MAP AMENDMENTS
SUBAREAS
 DTL-550-A

 Building Line Removal

Data Sources: Department of City Planning, Bureau of Engineering

TL / MAR2021

Section:

550

CPC-1994-0213-CPU


**Downtown
 Community Plan Area**



ZONING MAP AMENDMENTS

SUBAREAS

DTL-560-A, DTL-560-B

 Building Line Removal

Data Sources: Department of City Planning, Bureau of Engineering

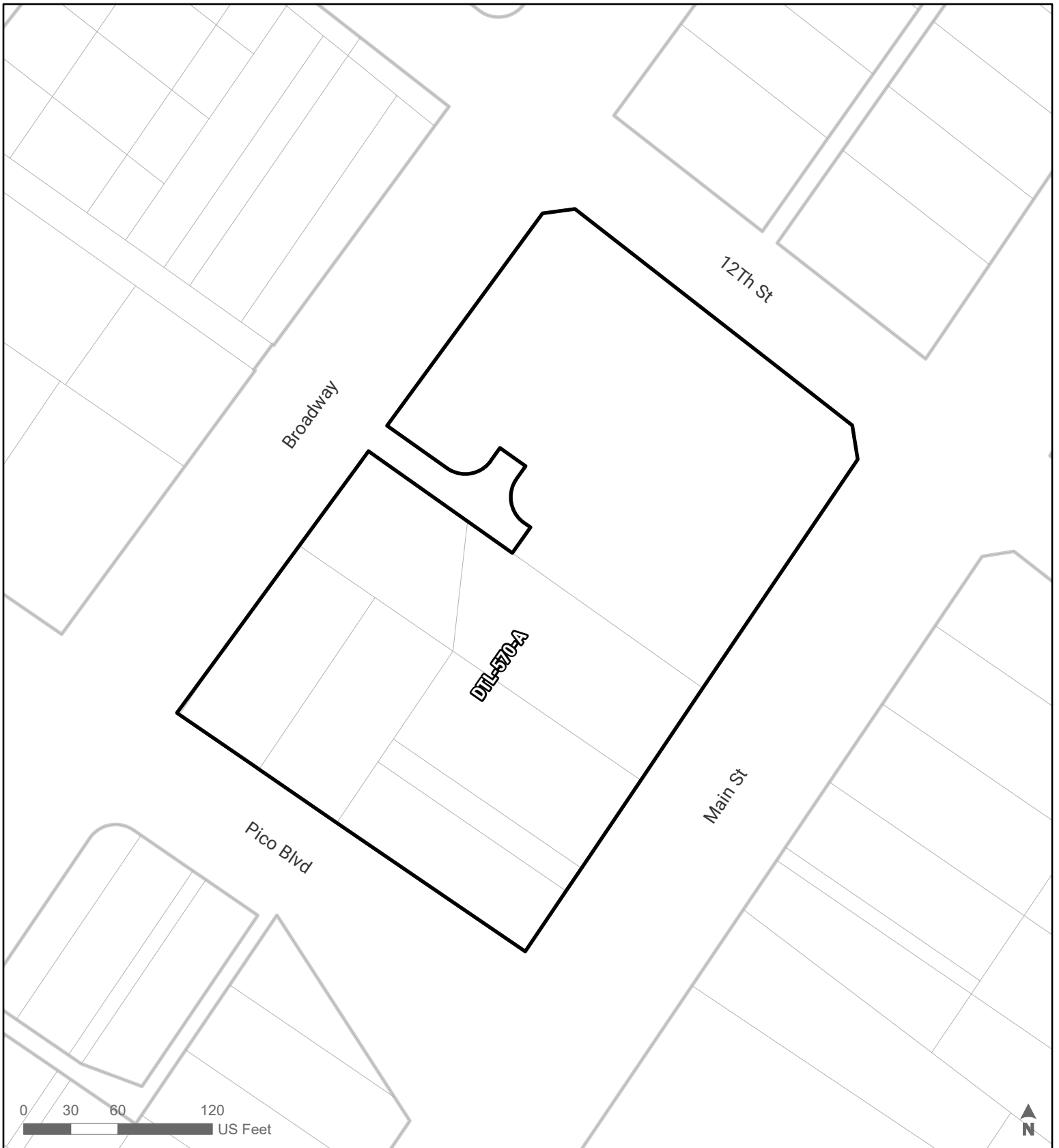
TL / MAR2021

Section:


560

CPC-1994-0213-CPU

**Downtown
Community Plan Area**



ZONING MAP AMENDMENTS
SUBAREAS
DTL-570-A

 Building Line Removal

Data Sources: Department of City Planning, Bureau of Engineering

TL / MAR2021

Section:

570

CPC-1994-0213-CPU


**Downtown
Community Plan Area**



ZONING MAP AMENDMENTS

SUBAREAS

DTL-580-A, DTL-580-B

 Building Line Removal

Data Sources: Department of City Planning, Bureau of Engineering

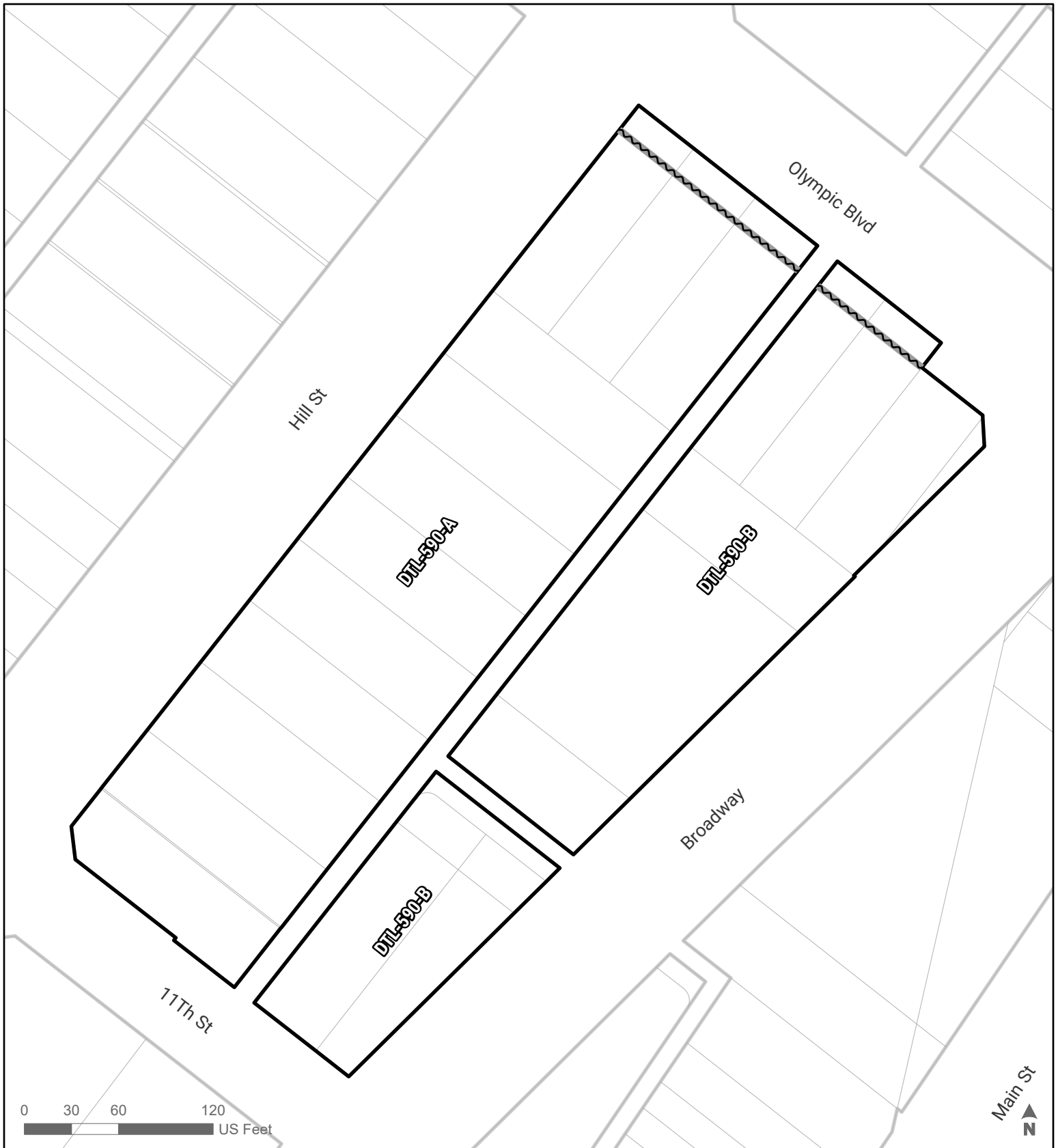
TL / MAR2021

Section:

580

CPC-1994-0213-CPU

**Downtown
Community Plan Area**



ZONING MAP AMENDMENTS

SUBAREAS

DTL-590-A, DTL-590-B

 Building Line Removal

Data Sources: Department of City Planning, Bureau of Engineering

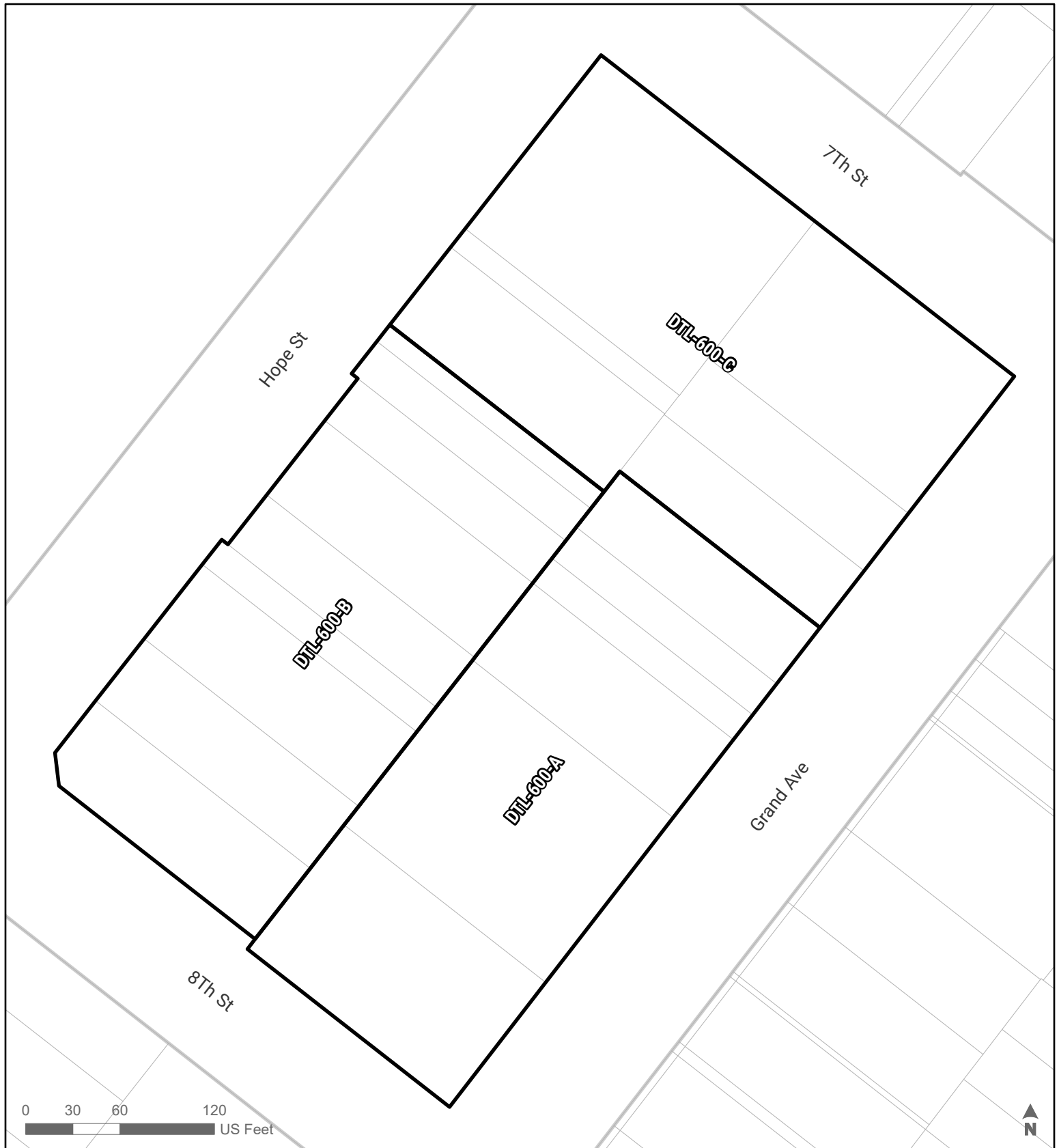
TL / MAR2021

Section:

590

CPC-1994-0213-CPU


**Downtown
Community Plan Area**



ZONING MAP AMENDMENTS

SUBAREAS

DTL-600-A, DTL-600-B, DTL-600-C

 Building Line Removal

Data Sources: Department of City Planning, Bureau of Engineering

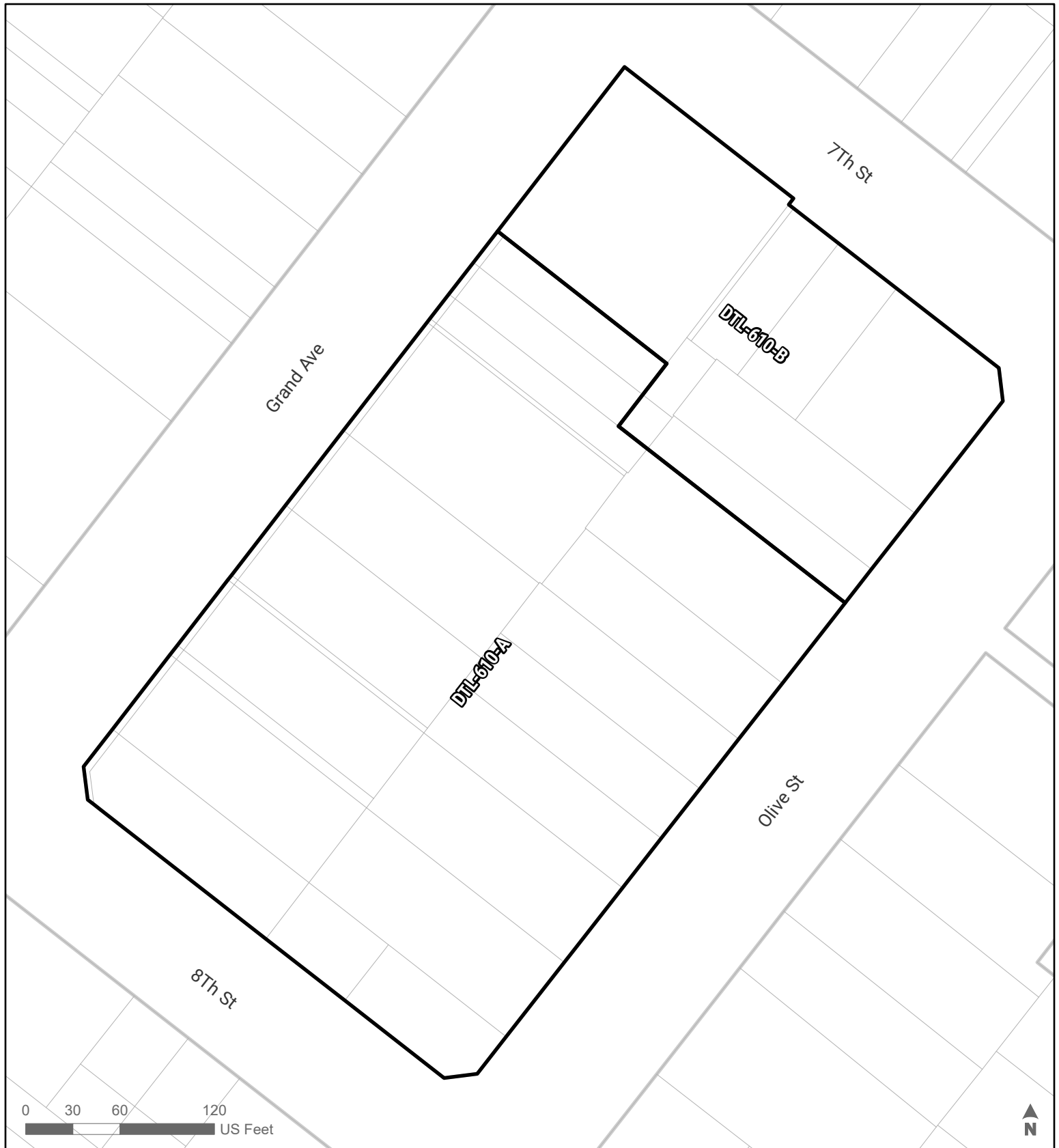
TL / MAR2021

Section:

600

CPC-1994-0213-CPU

**Downtown
Community Plan Area**



ZONING MAP AMENDMENTS

SUBAREAS

DTL-610-A, DTL-610-B



Building Line Removal

Data Sources: Department of City Planning, Bureau of Engineering

TL / MAR2021

Section:

610

CPC-1994-0213-CPU

**Downtown
Community Plan Area**



ZONING MAP AMENDMENTS

SUBAREAS

DTL-620-A, DTL-620-B



Building Line Removal

Data Sources: Department of City Planning, Bureau of Engineering

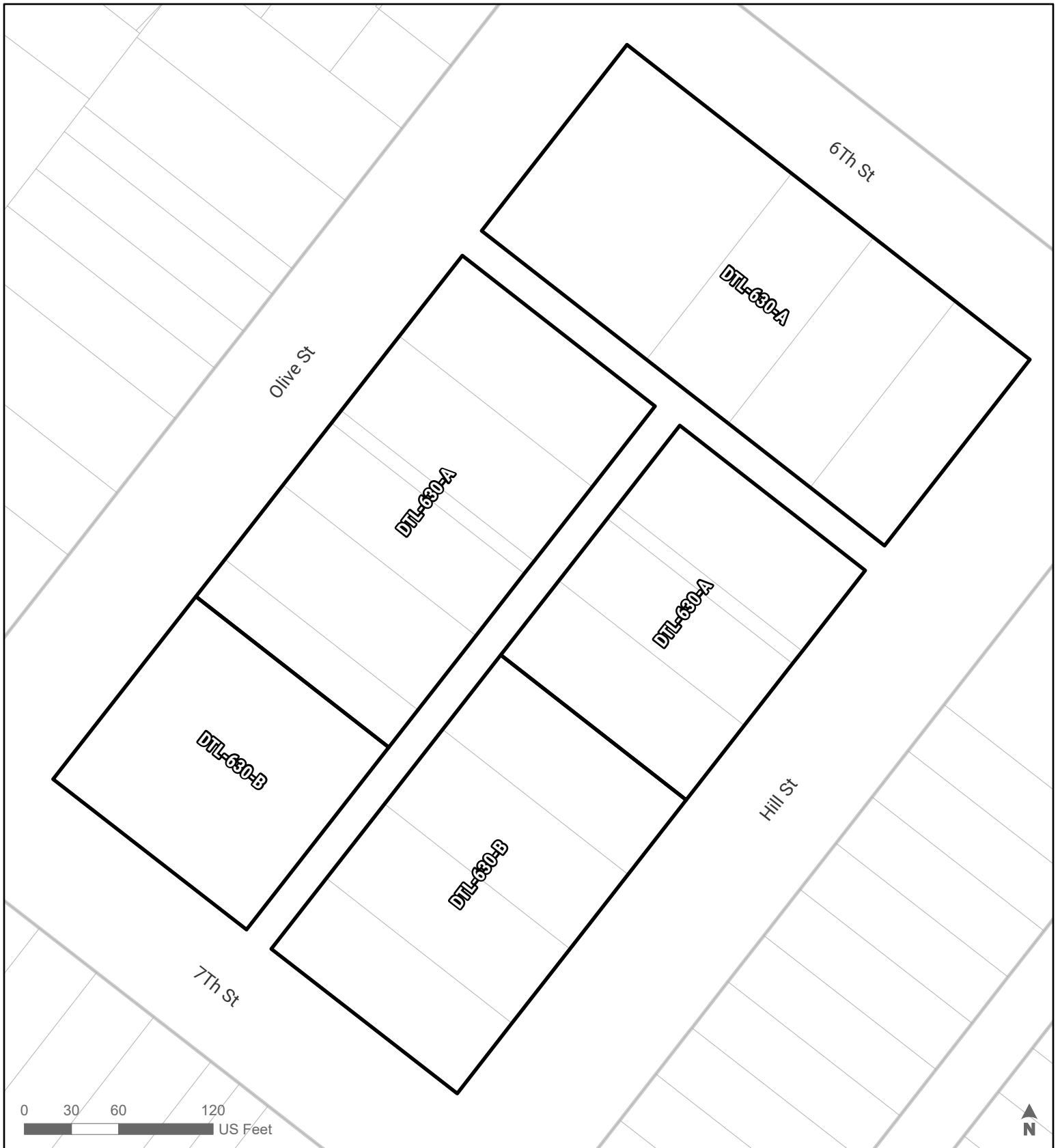
TL / MAR2021

Section:

620

CPC-1994-0213-CPU

**Downtown
Community Plan Area**



ZONING MAP AMENDMENTS

SUBAREAS

DTL-630-A, DTL-630-B

 Building Line Removal

Data Sources: Department of City Planning, Bureau of Engineering

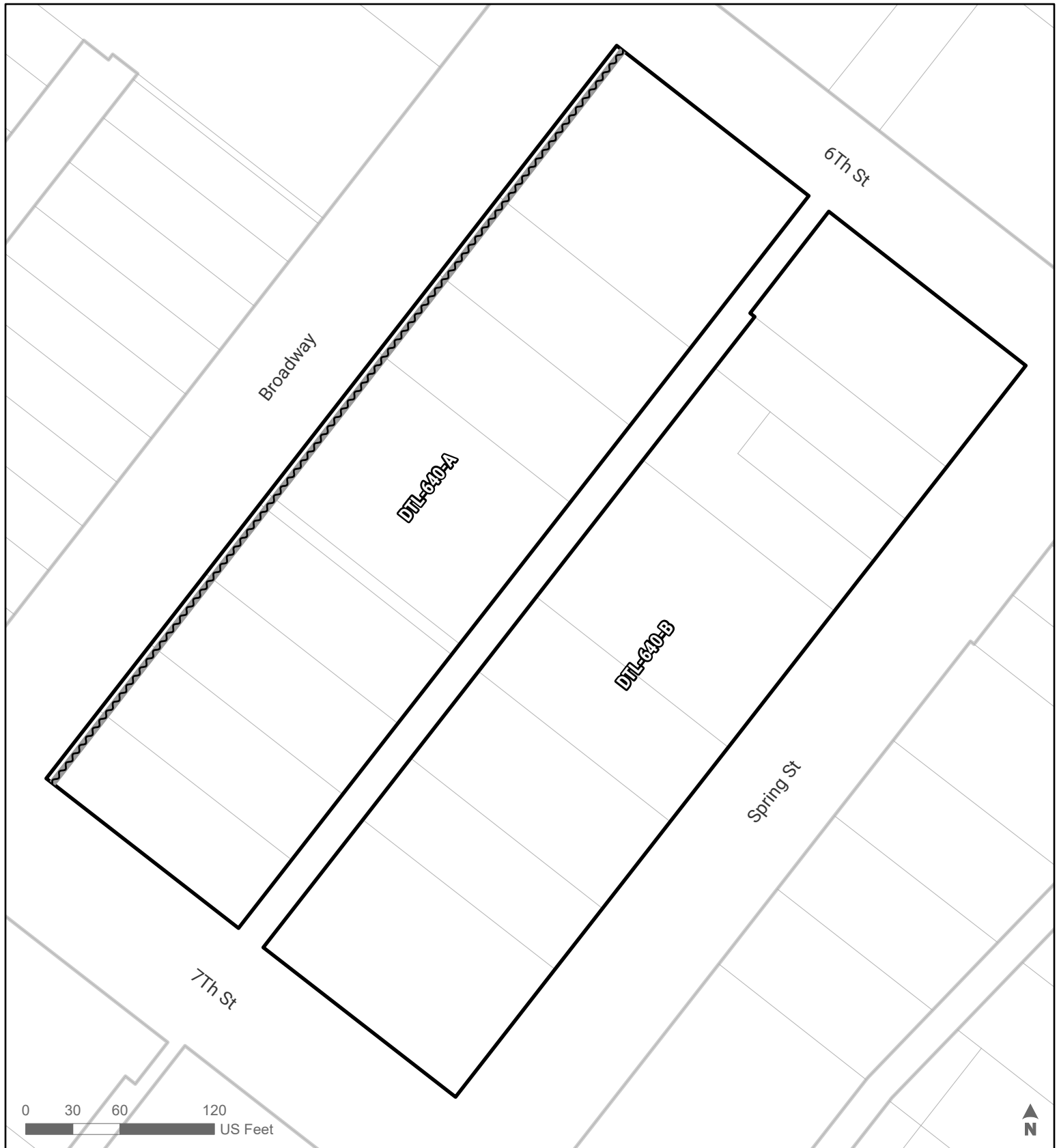
TL / MAR2021

Section:

630

CPC-1994-0213-CPU

**Downtown
Community Plan Area**



ZONING MAP AMENDMENTS

SUBAREAS

DTL-640-A, DTL-640-B

 Building Line Removal

Data Sources: Department of City Planning, Bureau of Engineering

TL / MAR2021

Section:

640

CPC-1994-0213-CPU

**Downtown
Community Plan Area**



ZONING MAP AMENDMENTS

SUBAREAS

DTL-650-A, DTL-650-B, DTL-650-C, DTL-650-D

 Building Line Removal

Data Sources: Department of City Planning, Bureau of Engineering

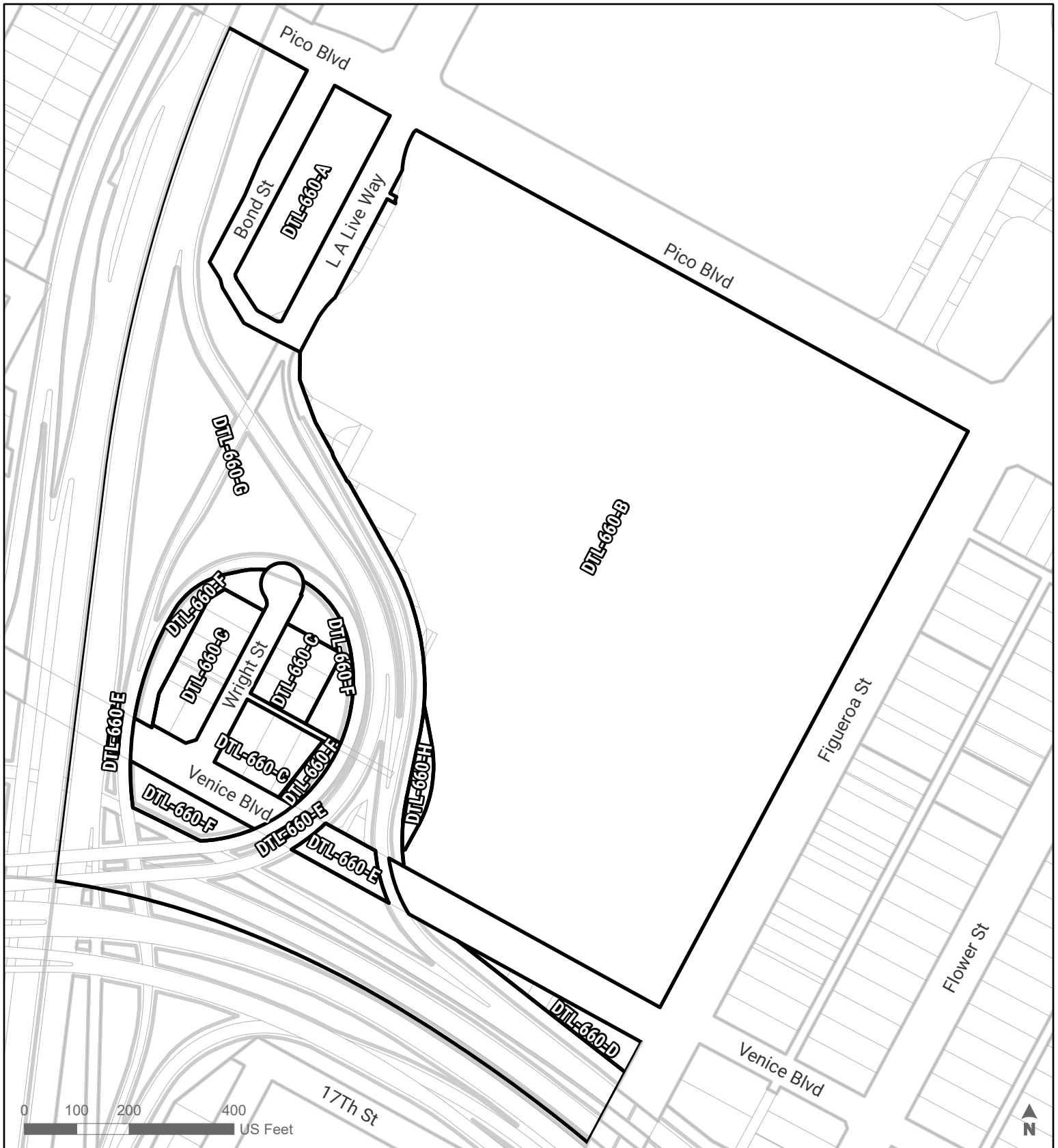
TL / MAR2021

Section:

650

CPC-1994-0213-CPU

**Downtown
Community Plan Area**



ZONING MAP AMENDMENTS

SUBAREAS

DTL-660-A, DTL-660-B, DTL-660-C, DTL-660-D, DTL-660-E, DTL-660-F, DTL-660-G,
DTL-660-H, DTL-770-C, DTL-770-D

 Building Line Removal

Data Sources: Department of City Planning, Bureau of Engineering

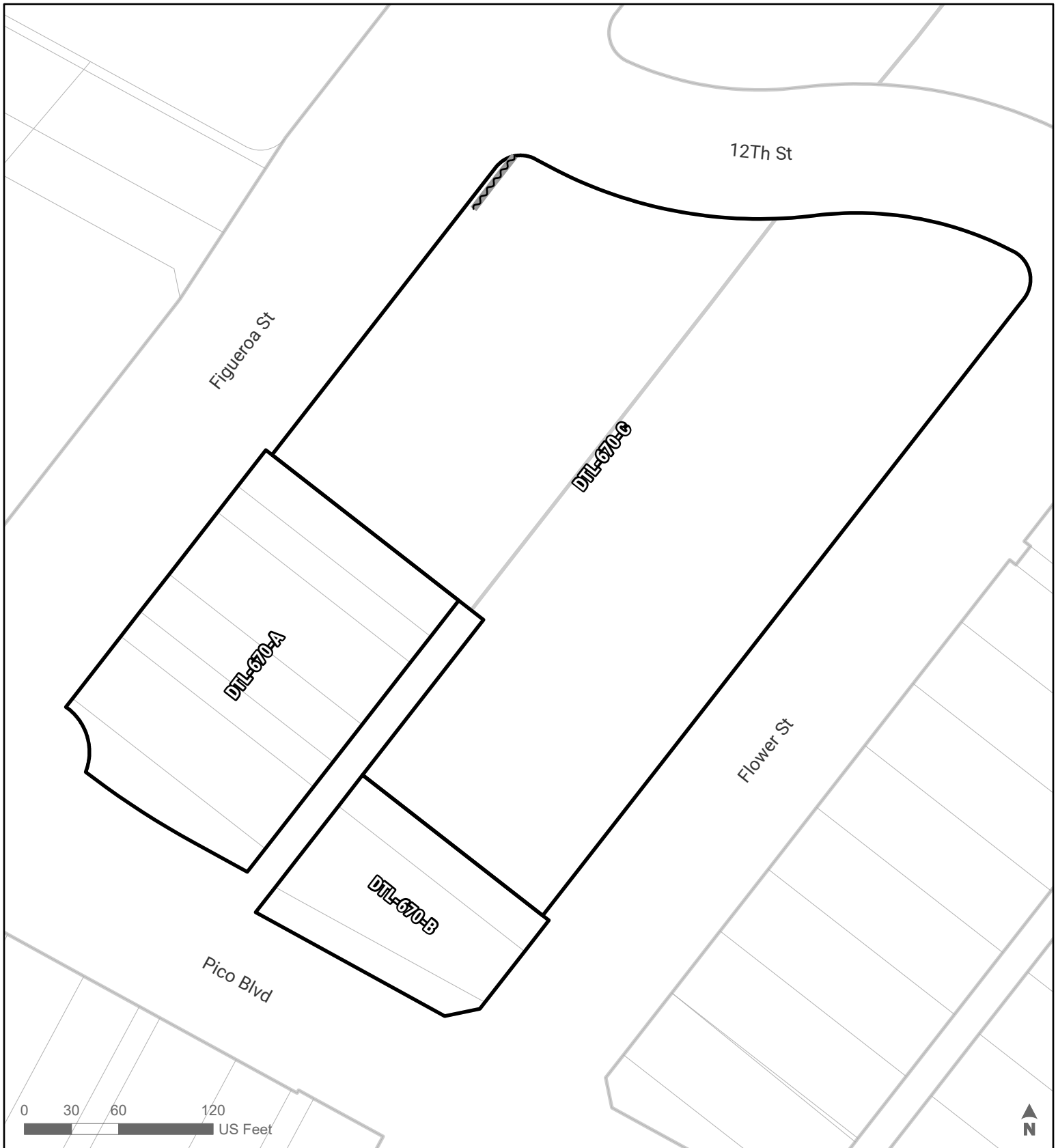
TL / MAR2021

Section:

660

CPC-1994-0213-CPU


**Downtown
Community Plan Area**



ZONING MAP AMENDMENTS

SUBAREAS

DTL-670-A, DTL-670-B, DTL-670-C

 Building Line Removal

Data Sources: Department of City Planning, Bureau of Engineering

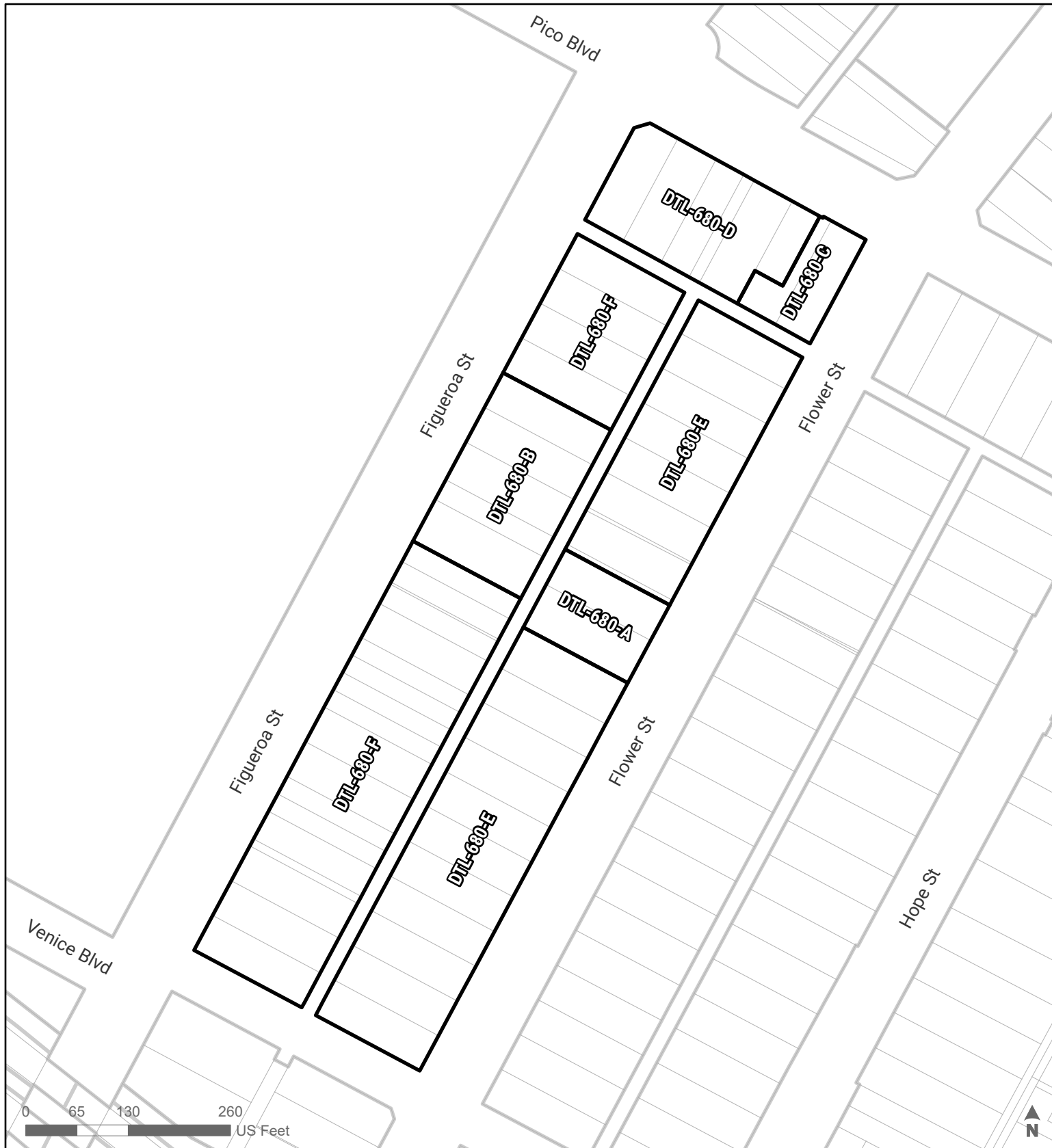
TL / MAR2021

Section:

670

CPC-1994-0213-CPU

**Downtown
Community Plan Area**



ZONING MAP AMENDMENTS

SUBAREAS

DTL-680-A, DTL-680-B, DTL-680-C, DTL-680-D, DTL-680-E, DTL-680-F

 Building Line Removal

Data Sources: Department of City Planning, Bureau of Engineering

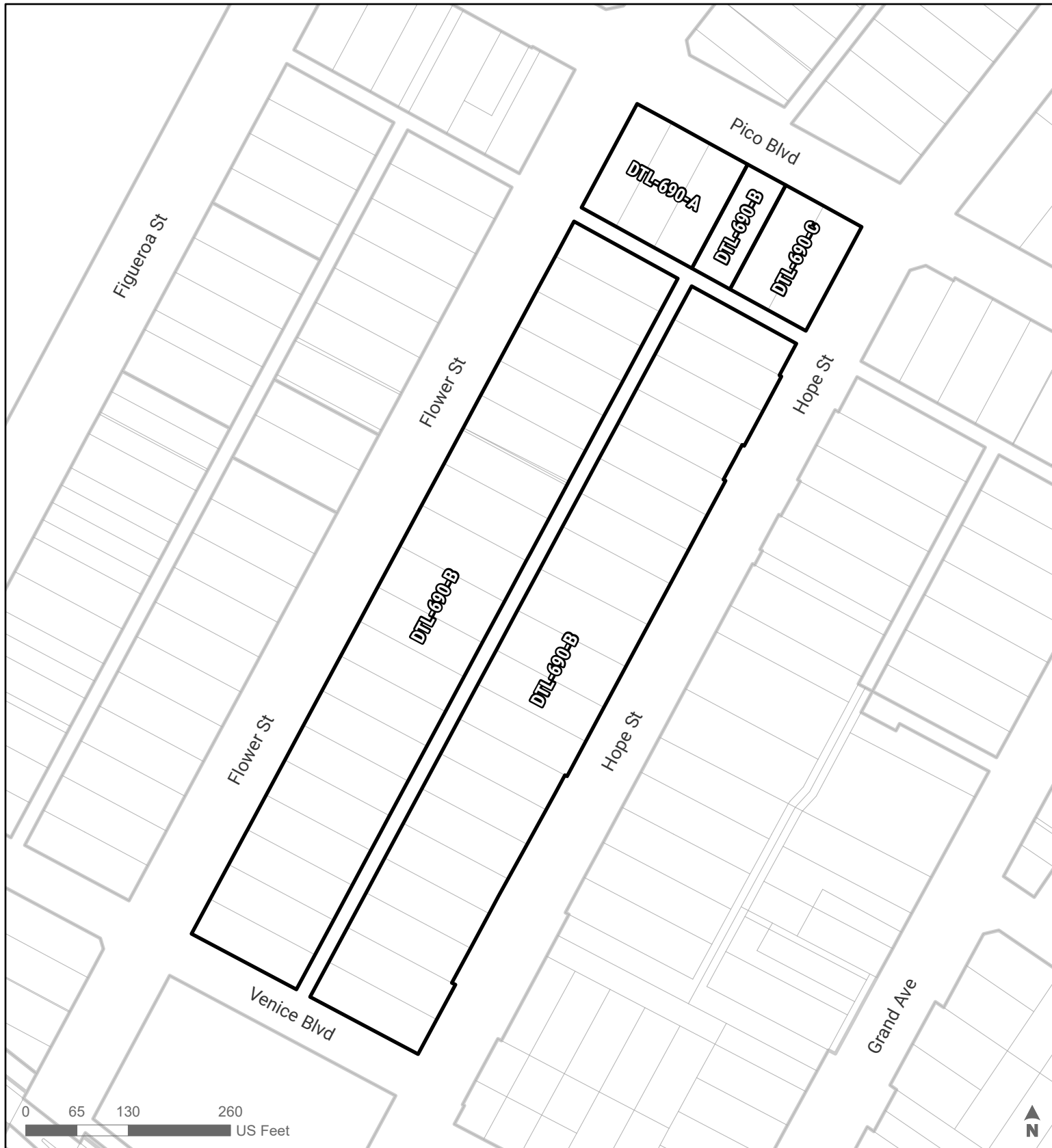
TL / MAR2021

Section:

680

CPC-1994-0213-CPU

**Downtown
Community Plan Area**



ZONING MAP AMENDMENTS

SUBAREAS

DTL-690-A, DTL-690-B, DTL-690-C

 Building Line Removal

Data Sources: Department of City Planning, Bureau of Engineering

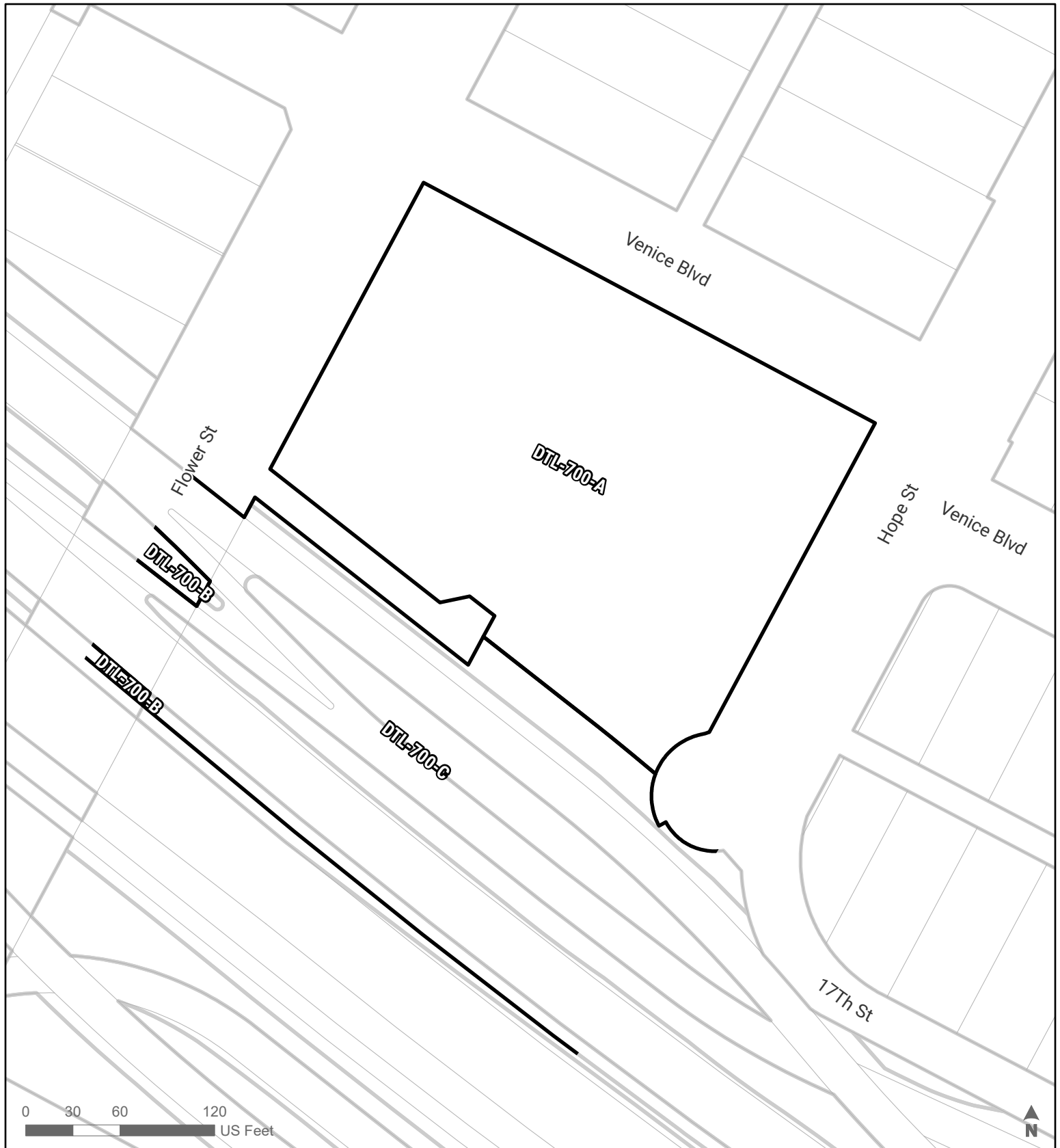
TL / MAR2021

Section:

690

CPC-1994-0213-CPU


**Downtown
Community Plan Area**



ZONING MAP AMENDMENTS

SUBAREAS

DTL-700-A, DTL-700-B, DTL-700-C

 Building Line Removal

Data Sources: Department of City Planning, Bureau of Engineering

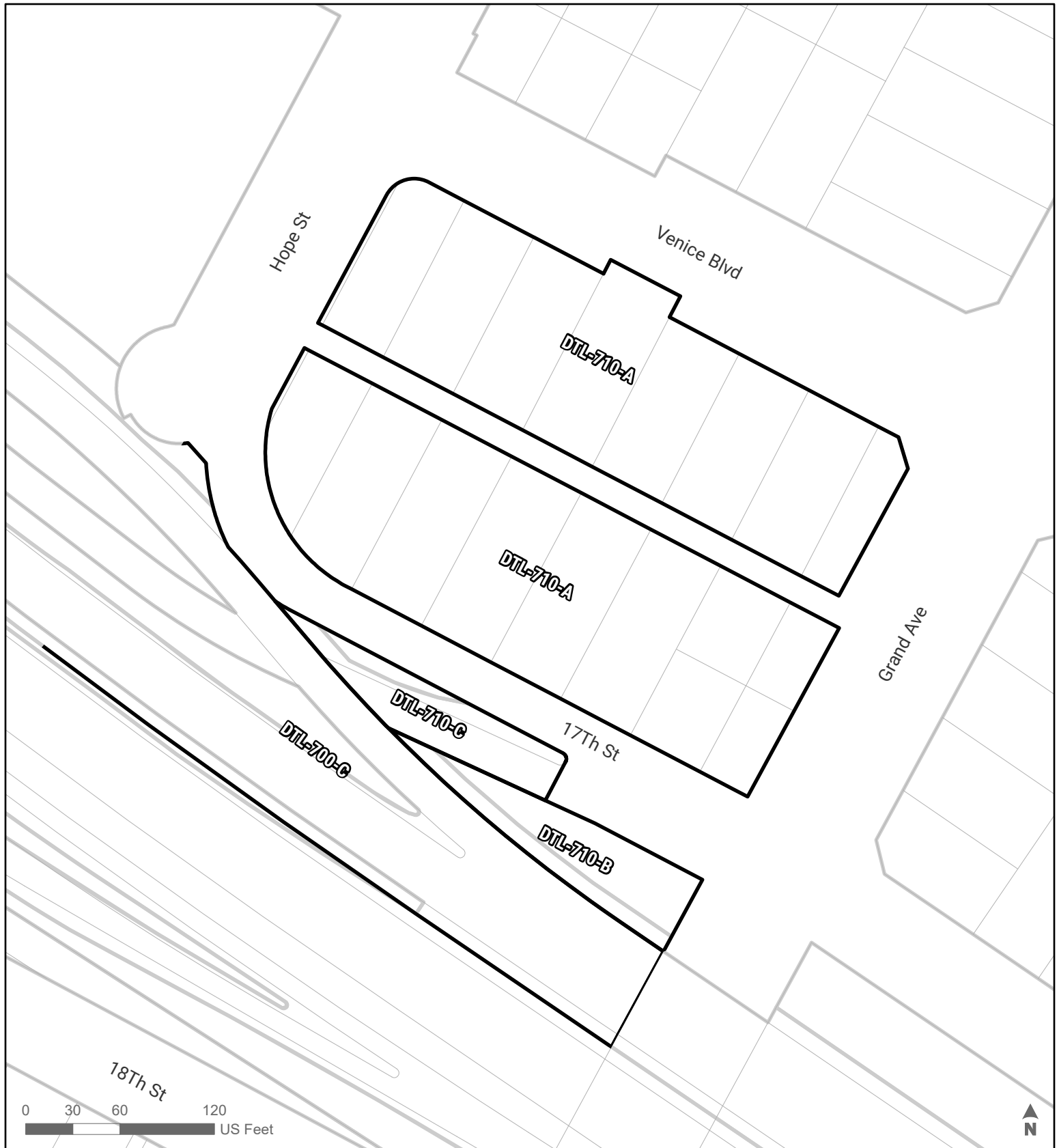
TL / MAR2021

Section:

700

CPC-1994-0213-CPU

**Downtown
Community Plan Area**



ZONING MAP AMENDMENTS

SUBAREAS

DTL-700-C, DTL-710-A, DTL-710-B, DTL-710-C

 Building Line Removal

Data Sources: Department of City Planning, Bureau of Engineering

TL / MAR2021

Section:

710

CPC-1994-0213-CPU

**Downtown
Community Plan Area**



ZONING MAP AMENDMENTS

SUBAREAS

DTL-720-A, DTL-720-B, DTL-720-C

 Building Line Removal

Data Sources: Department of City Planning, Bureau of Engineering

TL / MAR2021

Section:

720

CPC-1994-0213-CPU

**Downtown
Community Plan Area**



ZONING MAP AMENDMENTS

SUBAREAS

DTL-730-A, DTL-730-B, DTL-730-C

 Building Line Removal

Data Sources: Department of City Planning, Bureau of Engineering

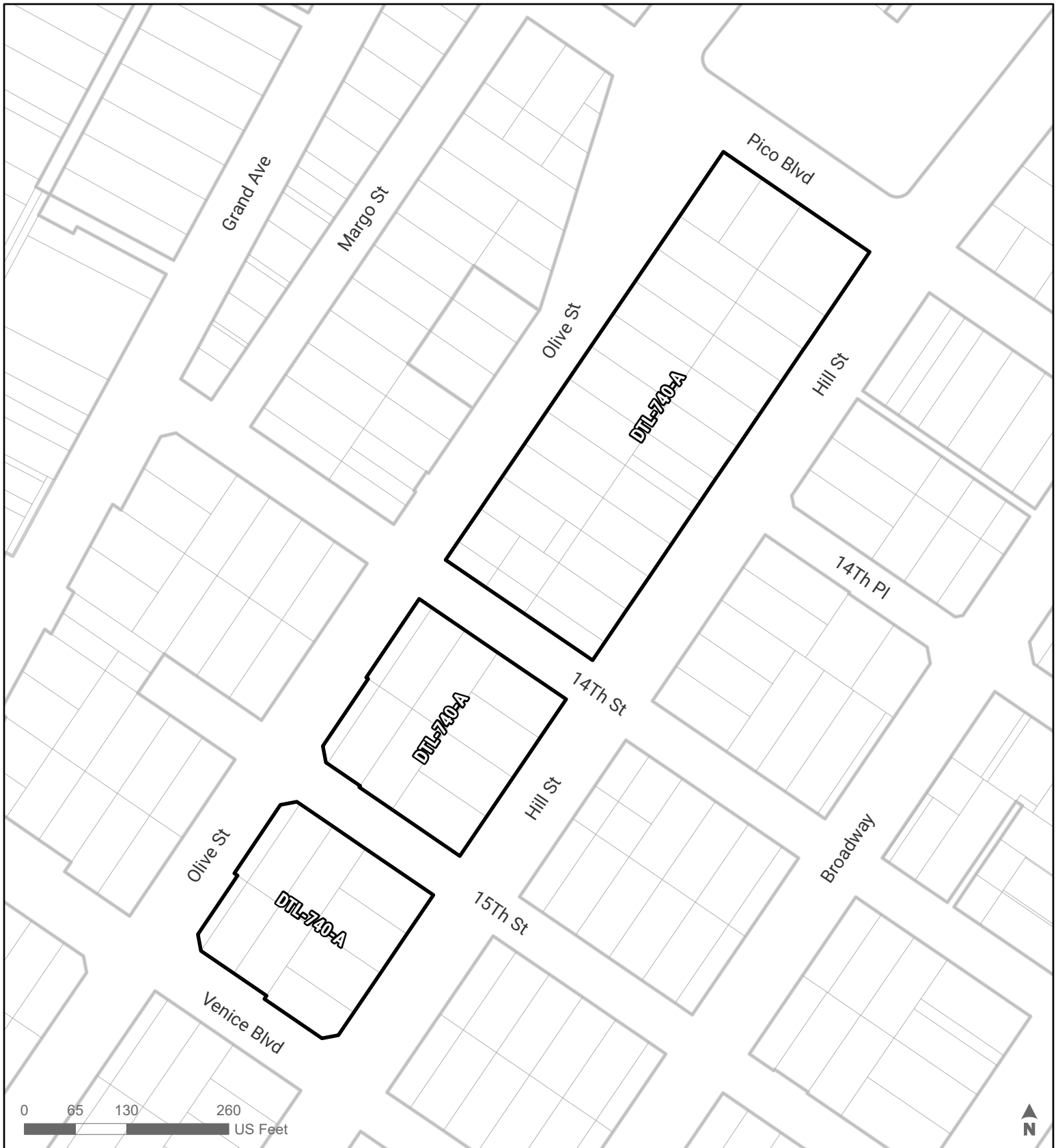
TL / MAR2021

Section:

730

CPC-1994-0213-CPU

**Downtown
Community Plan Area**



ZONING MAP AMENDMENTS

SUBAREAS

DTL-740-A

 Building Line Removal

Data Sources: Department of City Planning, Bureau of Engineering

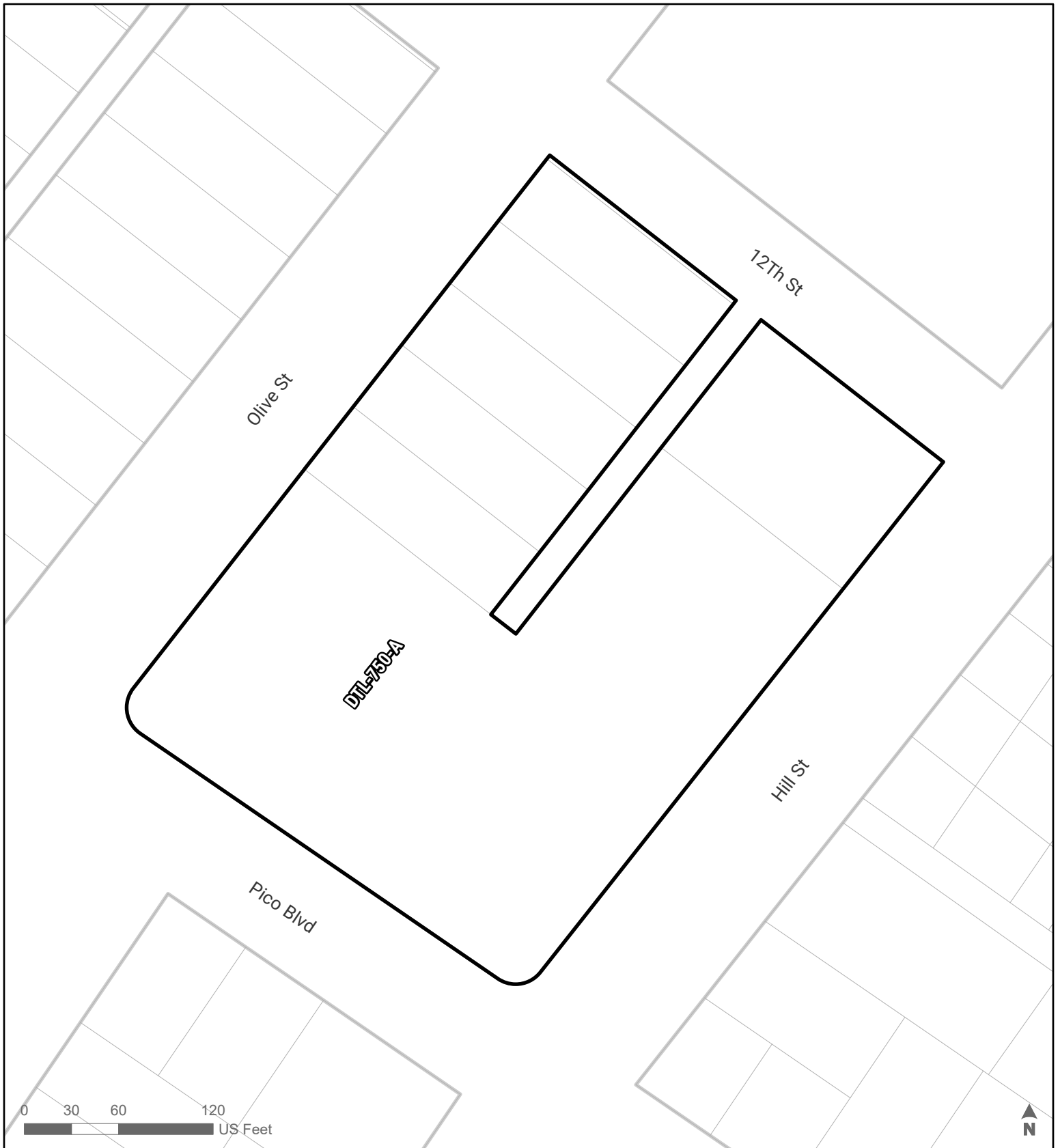
TL / MAR2021

Section:


740

CPC-1994-0213-CPU

**Downtown
Community Plan Area**



ZONING MAP AMENDMENTS
SUBAREAS
DTL-750-A

 Building Line Removal

Data Sources: Department of City Planning, Bureau of Engineering

TL / MAR2021

Section:


750

CPC-1994-0213-CPU

**Downtown
Community Plan Area**



ZONING MAP AMENDMENTS
SUBAREAS
DTL-760-A

 Building Line Removal

Data Sources: Department of City Planning, Bureau of Engineering

TL / MAR2021

Section:

760

CPC-1994-0213-CPU

**Downtown
Community Plan Area**



ZONING MAP AMENDMENTS

SUBAREAS

DTL-660-D, DTL-660-G, DTL-700-B, DTL-700-C, DTL-770-A, DTL-770-B, DTL-770-C, DTL-770-D

 Building Line Removal

Data Sources: Department of City Planning, Bureau of Engineering

TL / MAR2021

Section:

770

CPC-1994-0213-CPU

**Downtown
Community Plan Area**



ZONING MAP AMENDMENTS

SUBAREAS

DTL-780-A, DTL-780-B, DTL-780-C, DTL-790-C, DTL-830-B, DTL-830-C

 Building Line Removal

Data Sources: Department of City Planning, Bureau of Engineering

TL / MAR2021

Section:

780

CPC-1994-0213-CPU

**Downtown
Community Plan Area**



ZONING MAP AMENDMENTS

SUBAREAS

DTL-780-C, DTL-790-A, DTL-790-B, DTL-790-C, DTL-800-C

 Building Line Removal

Data Sources: Department of City Planning, Bureau of Engineering

TL / MAR2021

Section:

790

CPC-1994-0213-CPU

**Downtown
Community Plan Area**



ZONING MAP AMENDMENTS

SUBAREAS

DTL-790-C, DTL-800-A, DTL-800-B, DTL-800-C, DTL-840-C

 Building Line Removal

Data Sources: Department of City Planning, Bureau of Engineering

TL / MAR2021

Section:

800

CPC-1994-0213-CPU

**Downtown
Community Plan Area**



ZONING MAP AMENDMENTS

SUBAREAS

DTL-810-A, DTL-810-B

 Building Line Removal

Data Sources: Department of City Planning, Bureau of Engineering

TL / MAR2021

Section:

810

CPC-1994-0213-CPU

**Downtown
Community Plan Area**



ZONING MAP AMENDMENTS

SUBAREAS

DTL-820-A, DTL-820-B

 Building Line Removal

Data Sources: Department of City Planning, Bureau of Engineering

TL / MAR2021

Section:

820

CPC-1994-0213-CPU

**Downtown
Community Plan Area**



ZONING MAP AMENDMENTS

SUBAREAS

DTL-700-C, DTL-780-C, DTL-830-A, DTL-830-B, DTL-830-C

 Building Line Removal

Data Sources: Department of City Planning, Bureau of Engineering

TL / MAR2021

Section:

830

CPC-1994-0213-CPU

**Downtown
Community Plan Area**



ZONING MAP AMENDMENTS

SUBAREAS

DTL-400-E, DTL-800-C, DTL-840-A, DTL-840-B, DTL-840-C

 Building Line Removal

Data Sources: Department of City Planning, Bureau of Engineering

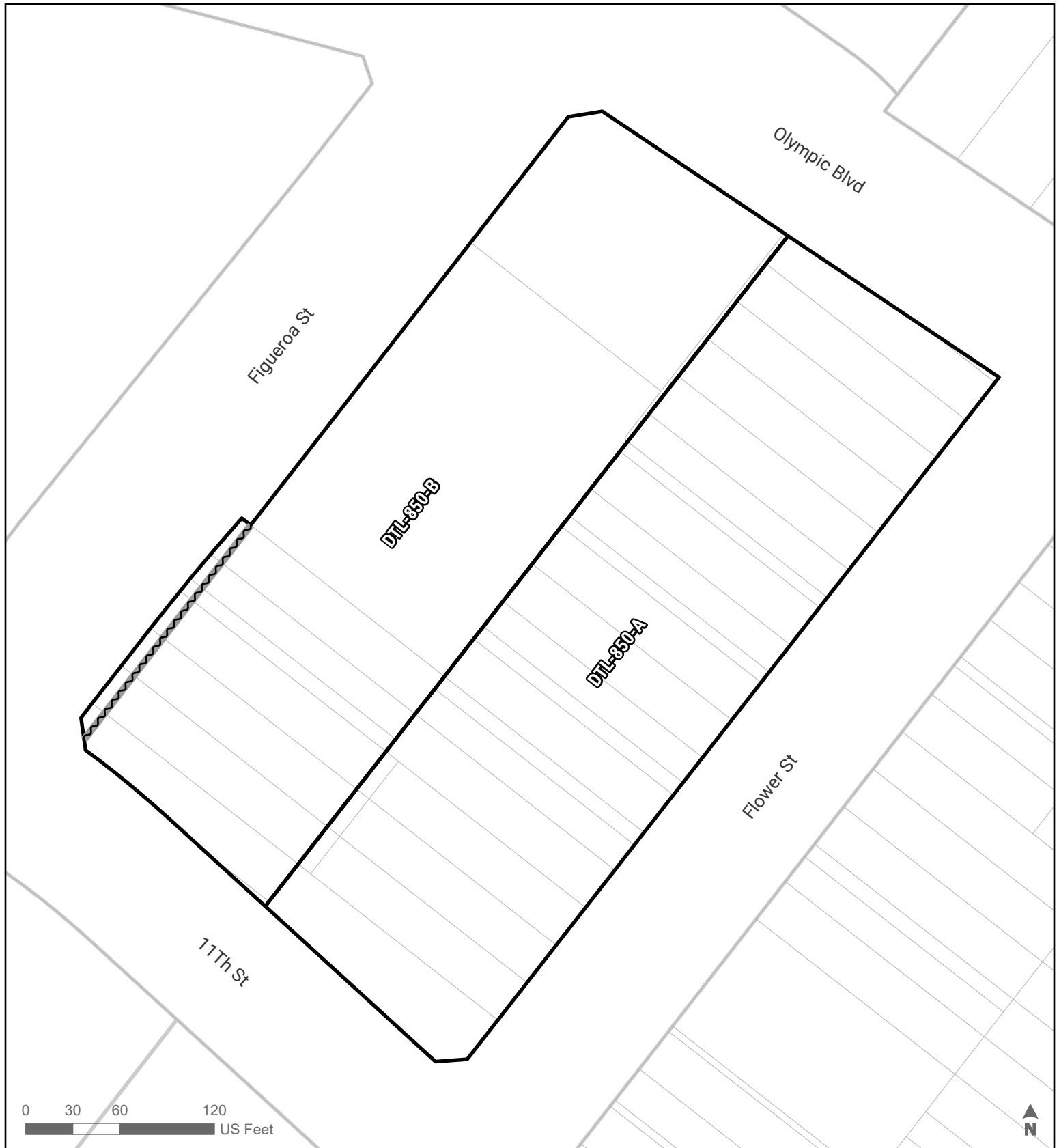
TL / MAR2021

Section:

840

CPC-1994-0213-CPU


**Downtown
Community Plan Area**



ZONING MAP AMENDMENTS

SUBAREAS

DTL-850-A, DTL-850-B

 Building Line Removal

Data Sources: Department of City Planning, Bureau of Engineering

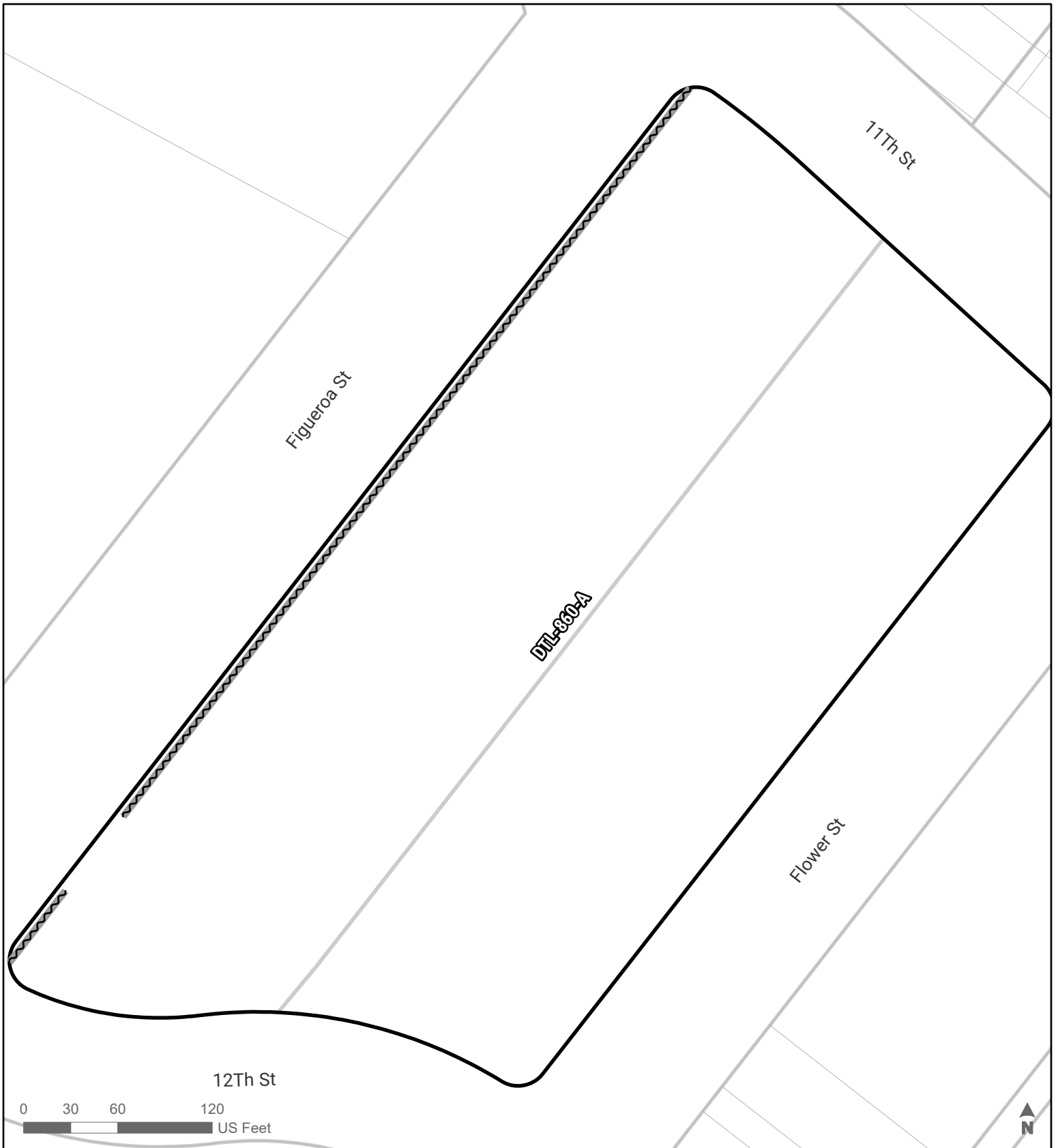
TL / MAR2021

Section:


850

CPC-1994-0213-CPU

**Downtown
Community Plan Area**



ZONING MAP AMENDMENTS
SUBAREAS
DTL-860-A

 Building Line Removal

Data Sources: Department of City Planning, Bureau of Engineering

TL / MAR2021

Section:

860

CPC-1994-0213-CPU


**Downtown
Community Plan Area**



ZONING MAP AMENDMENTS

SUBAREAS

DTL-870-A, DTL-870-B

 Building Line Removal

Data Sources: Department of City Planning, Bureau of Engineering

TL / MAR2021

Section:

870

CPC-1994-0213-CPU


**Downtown
Community Plan Area**



ZONING MAP AMENDMENTS

SUBAREAS

DTL-880-A, DTL-880-B

 Building Line Removal

Data Sources: Department of City Planning, Bureau of Engineering

TL / MAR2021

Section:

880

CPC-1994-0213-CPU

**Downtown
Community Plan Area**



ZONING MAP AMENDMENTS

SUBAREAS

DTL-890-A, DTL-890-B

 Building Line Removal

Data Sources: Department of City Planning, Bureau of Engineering

TL / MAR2021

Section:

890

CPC-1994-0213-CPU


**Downtown
Community Plan Area**



ZONING MAP AMENDMENTS

SUBAREAS

DTL-900-A, DTL-900-B

 Building Line Removal

Data Sources: Department of City Planning, Bureau of Engineering

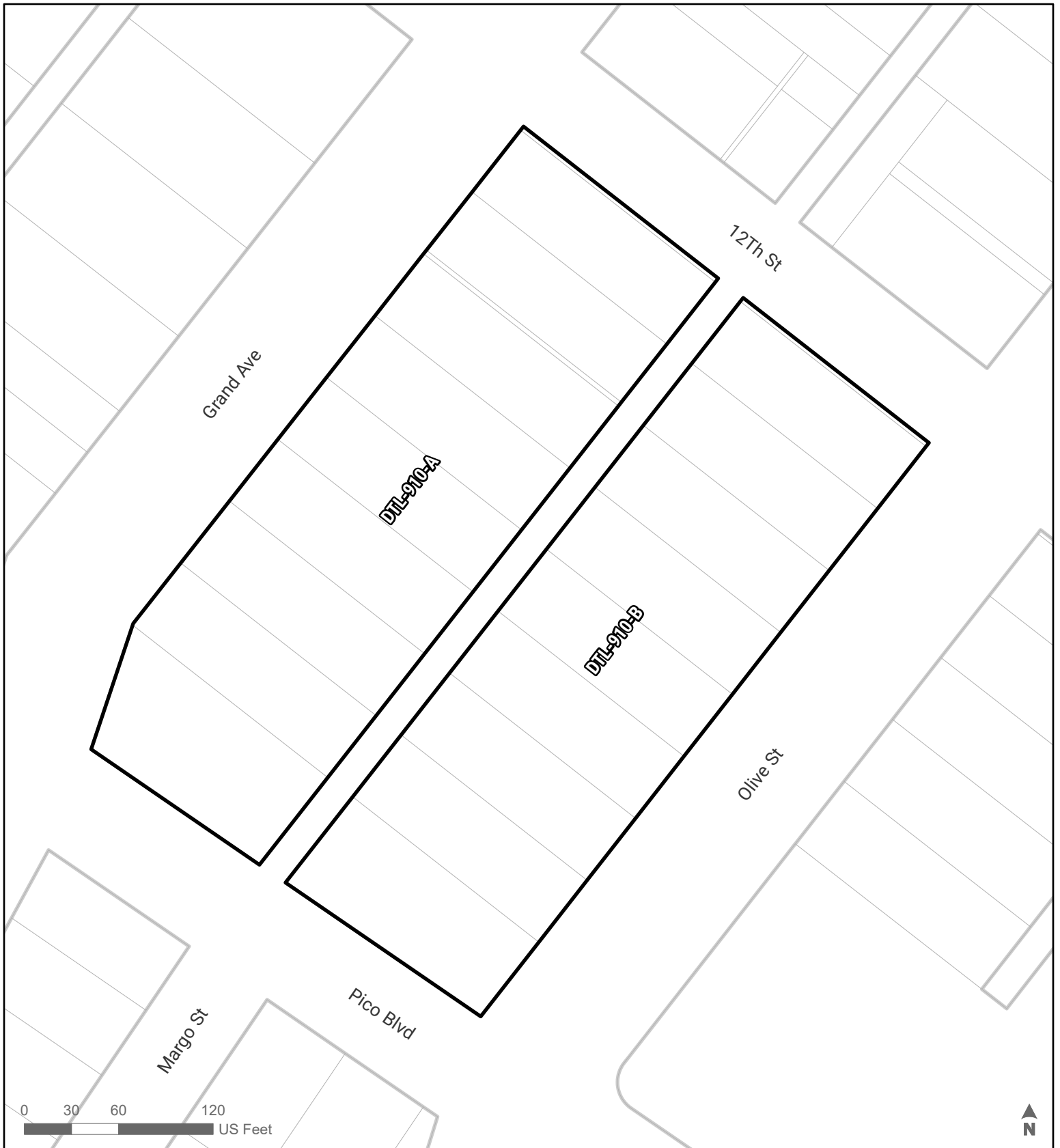
TL / MAR2021

Section:

900

CPC-1994-0213-CPU

**Downtown
Community Plan Area**



ZONING MAP AMENDMENTS

SUBAREAS

DTL-910-A, DTL-910-B



Building Line Removal

Data Sources: Department of City Planning, Bureau of Engineering

TL / MAR2021

Section:

910

CPC-1994-0213-CPU

**Downtown
Community Plan Area**



ZONING MAP AMENDMENTS

SUBAREAS

DTL-920-A, DTL-920-B

 Building Line Removal

Data Sources: Department of City Planning, Bureau of Engineering

TL / MAR2021

Section:

920

CPC-1994-0213-CPU

**Downtown
Community Plan Area**



ZONING MAP AMENDMENTS

SUBAREAS

DTL-930-A, DTL-930-B, DTL-930-C

 Building Line Removal

Data Sources: Department of City Planning, Bureau of Engineering

TL / MAR2021

Section:

930

CPC-1994-0213-CPU

**Downtown
Community Plan Area**



ZONING MAP AMENDMENTS

SUBAREAS

DTL-940-A, DTL-940-B



Building Line Removal

Data Sources: Department of City Planning, Bureau of Engineering

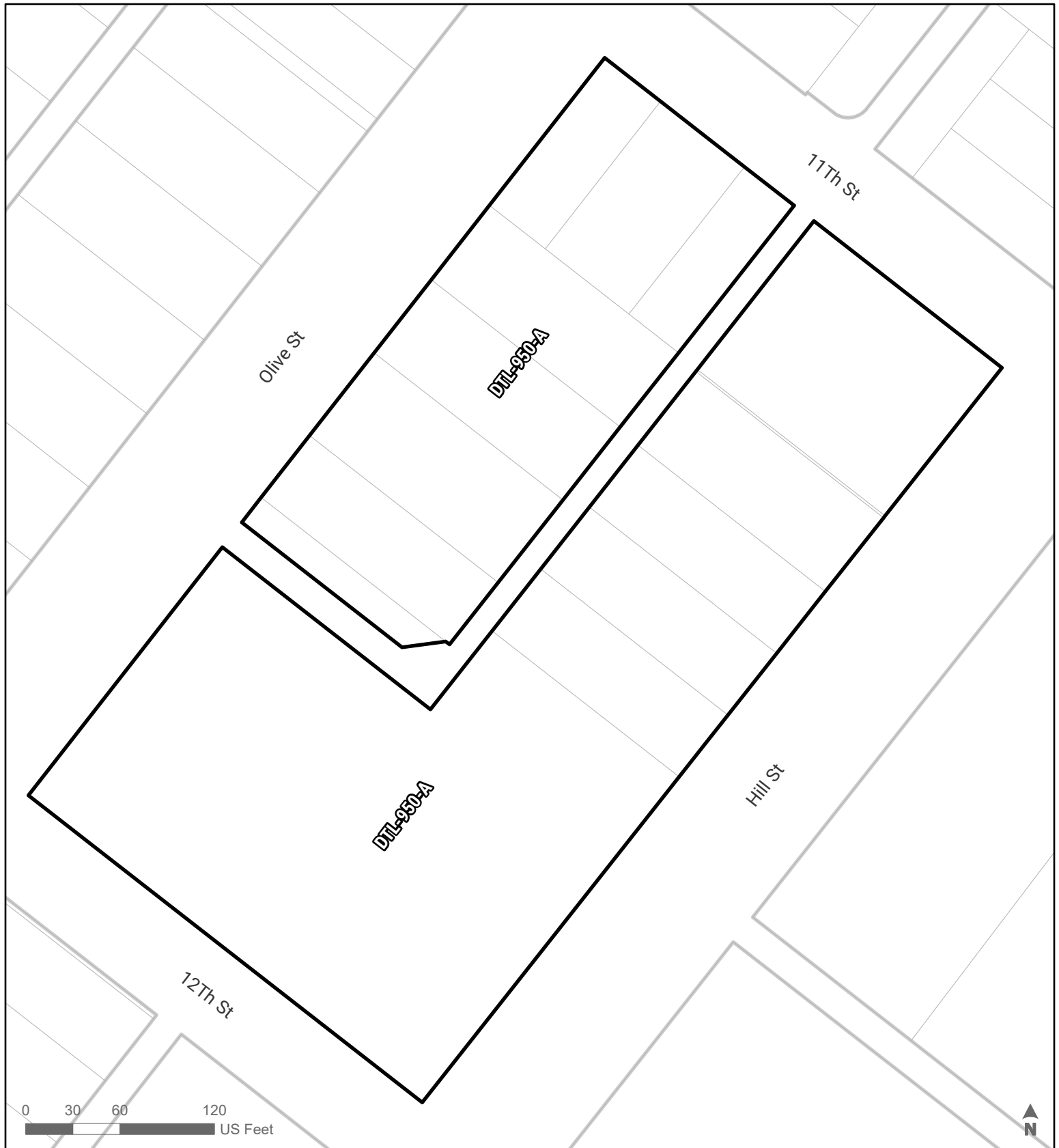
TL / MAR2021

Section:


940

CPC-1994-0213-CPU

**Downtown
Community Plan Area**



ZONING MAP AMENDMENTS
SUBAREAS
DTL-950-A

 Building Line Removal

Data Sources: Department of City Planning, Bureau of Engineering

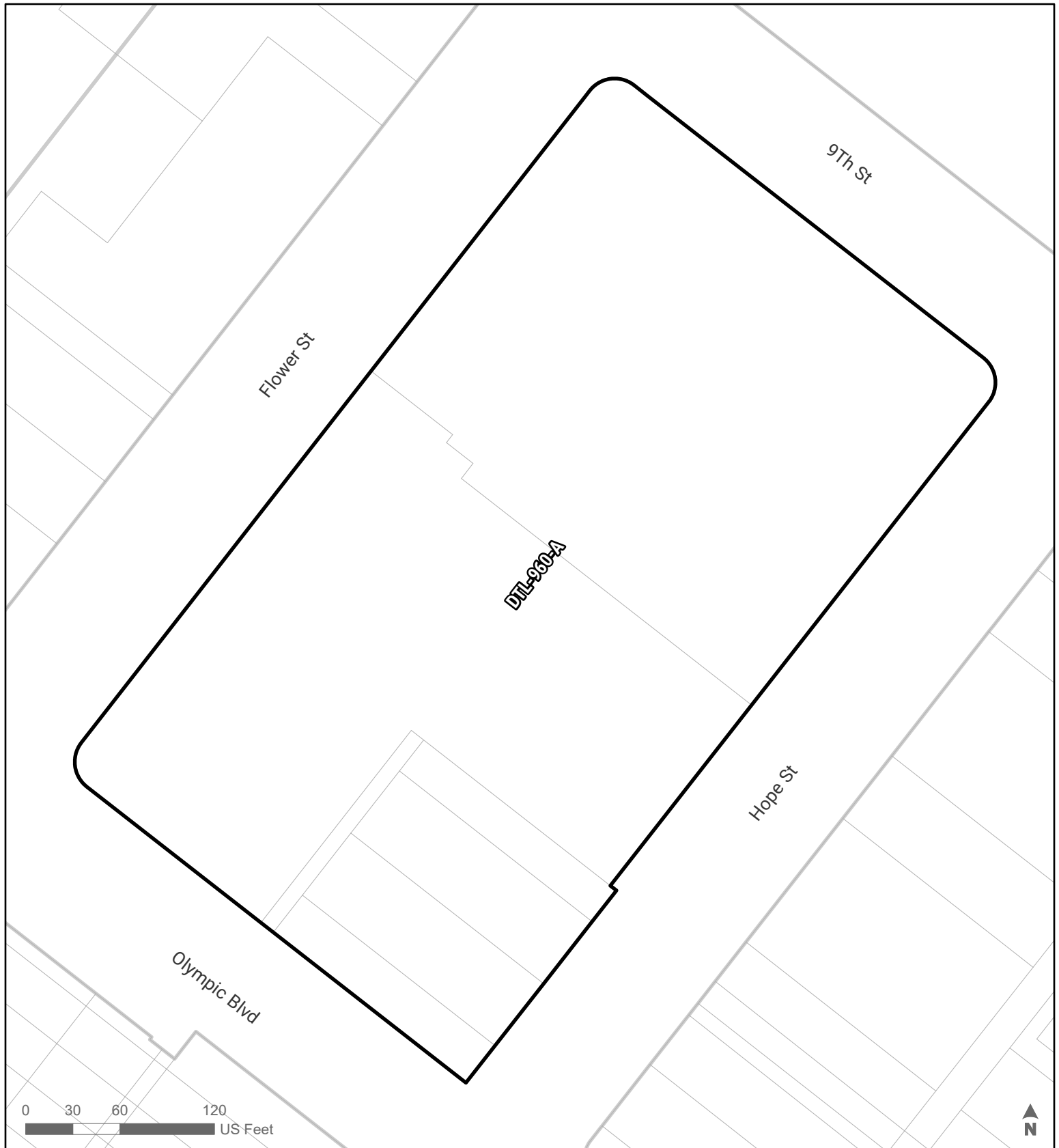
TL / MAR2021

Section:


950

CPC-1994-0213-CPU

**Downtown
Community Plan Area**



ZONING MAP AMENDMENTS
SUBAREAS
DTL-960-A

 Building Line Removal

Data Sources: Department of City Planning, Bureau of Engineering

TL / MAR2021

Section:

960

CPC-1994-0213-CPU

**Downtown
Community Plan Area**



ZONING MAP AMENDMENTS

SUBAREAS

DTL-310-E, DTL-970-A, DTL-970-B, DTL-990-B, DTL-990-C

 Building Line Removal

Data Sources: Department of City Planning, Bureau of Engineering

TL / MAR2021

Section:


970

CPC-1994-0213-CPU

**Downtown
Community Plan Area**



ZONING MAP AMENDMENTS
SUBAREAS
 DTL-980-A

 Building Line Removal

Data Sources: Department of City Planning, Bureau of Engineering

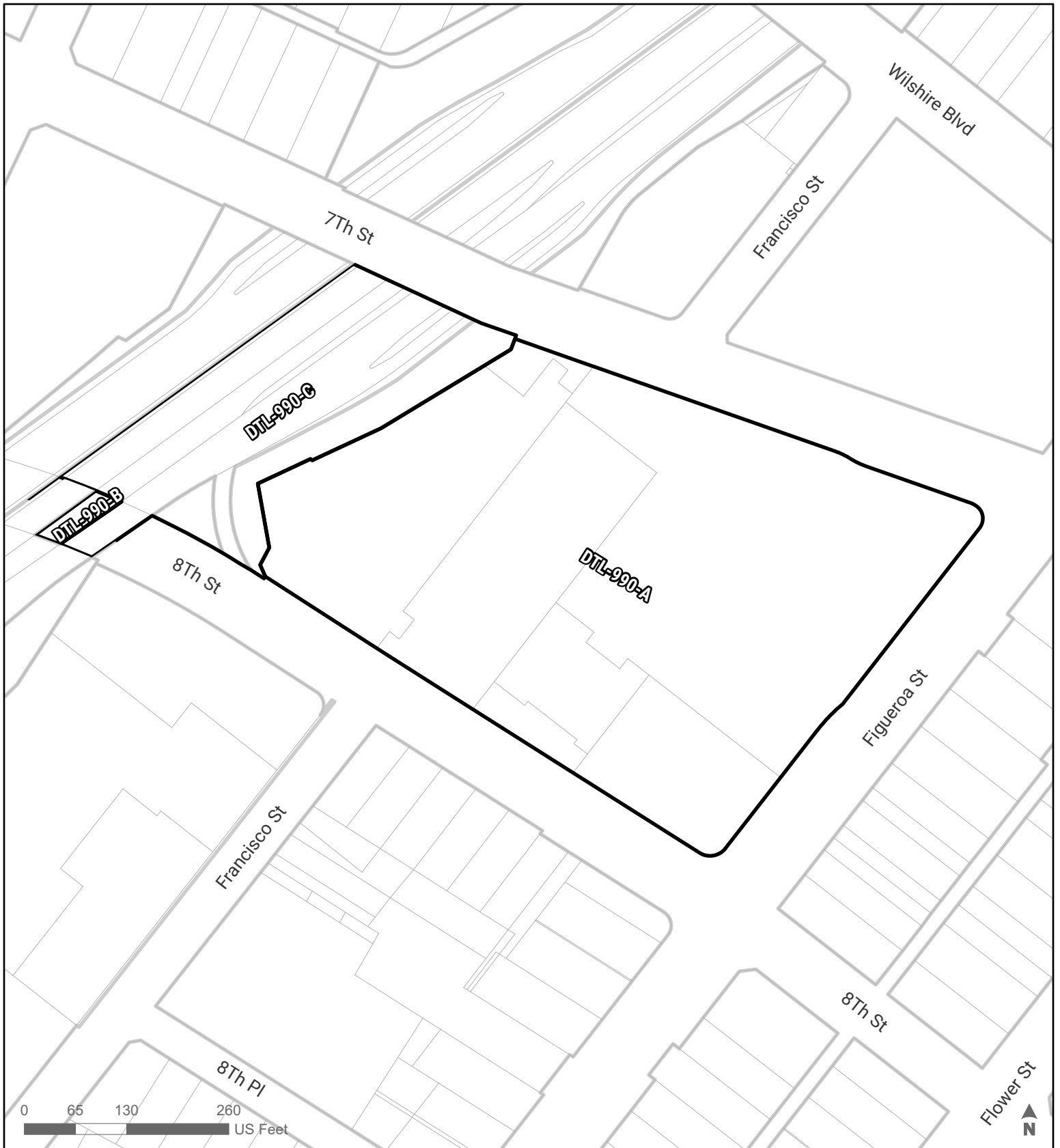
TL / MAR2021

Section:

980

CPC-1994-0213-CPU

**Downtown
 Community Plan Area**



ZONING MAP AMENDMENTS

SUBAREAS

DTL-970-B, DTL-990-A, DTL-990-B, DTL-990-C

 Building Line Removal

Data Sources: Department of City Planning, Bureau of Engineering

TL / MAR2021

Section:

990

CPC-1994-0213-CPU


**Downtown
Community Plan Area**



ZONING MAP AMENDMENTS

SUBAREAS

DTL-130-L, DTL-1000-A, DTL-1000-B, DTL-1000-C, DTL-1000-D, DTL-1000-E,
DTL-1000-F, DTL-1490-C, DTL-1500-D, DTL-1520-B

 Building Line Removal

Data Sources: Department of City Planning, Bureau of Engineering

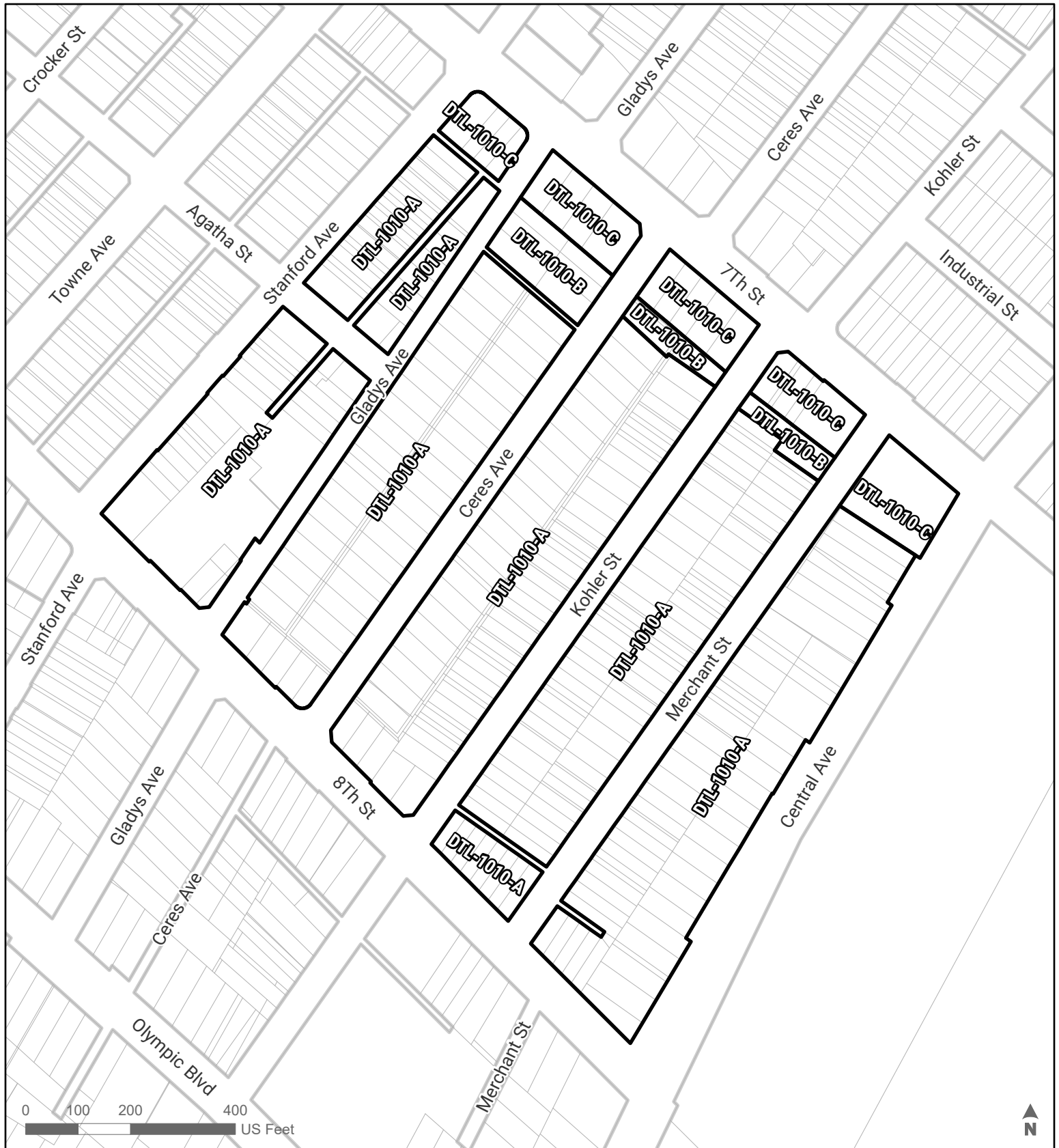
TL / MAR2021

Section:

1000

CPC-1994-0213-CPU

**Downtown
Community Plan Area**



ZONING MAP AMENDMENTS

SUBAREAS

DTL-1010-A, DTL-1010-B, DTL-1010-C

 Building Line Removal

Data Sources: Department of City Planning, Bureau of Engineering

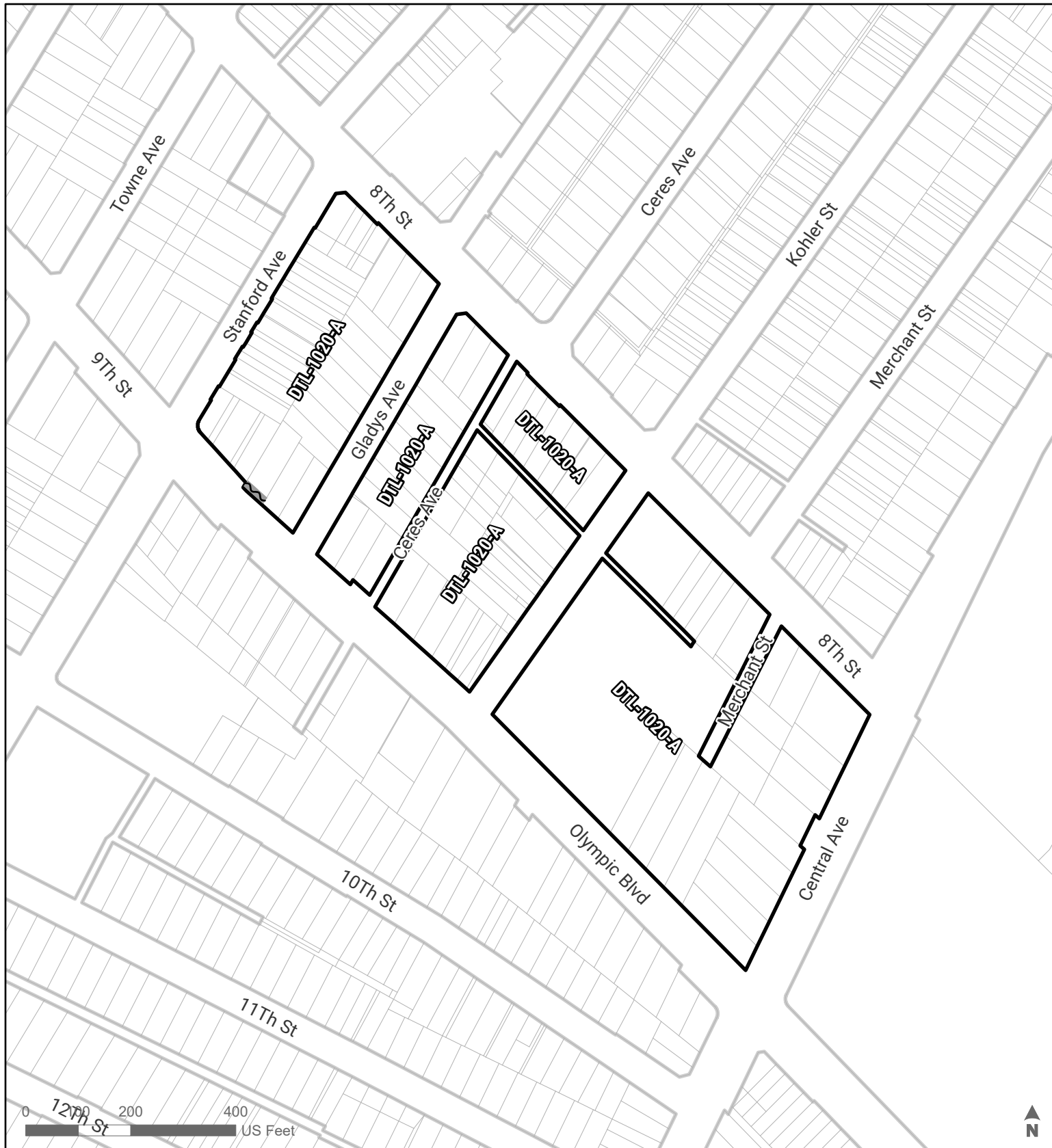
TL / MAR2021

Section:


1010

CPC-1994-0213-CPU

**Downtown
Community Plan Area**



ZONING MAP AMENDMENTS
SUBAREAS
 DTL-1020-A

 Building Line Removal

Data Sources: Department of City Planning, Bureau of Engineering

Approved by City Planning Commission September 23, 2021
 CPC-2017-432-CPU; CPC-2014-1582-CA; ENV-2017-433-EIR; CF 22-0617

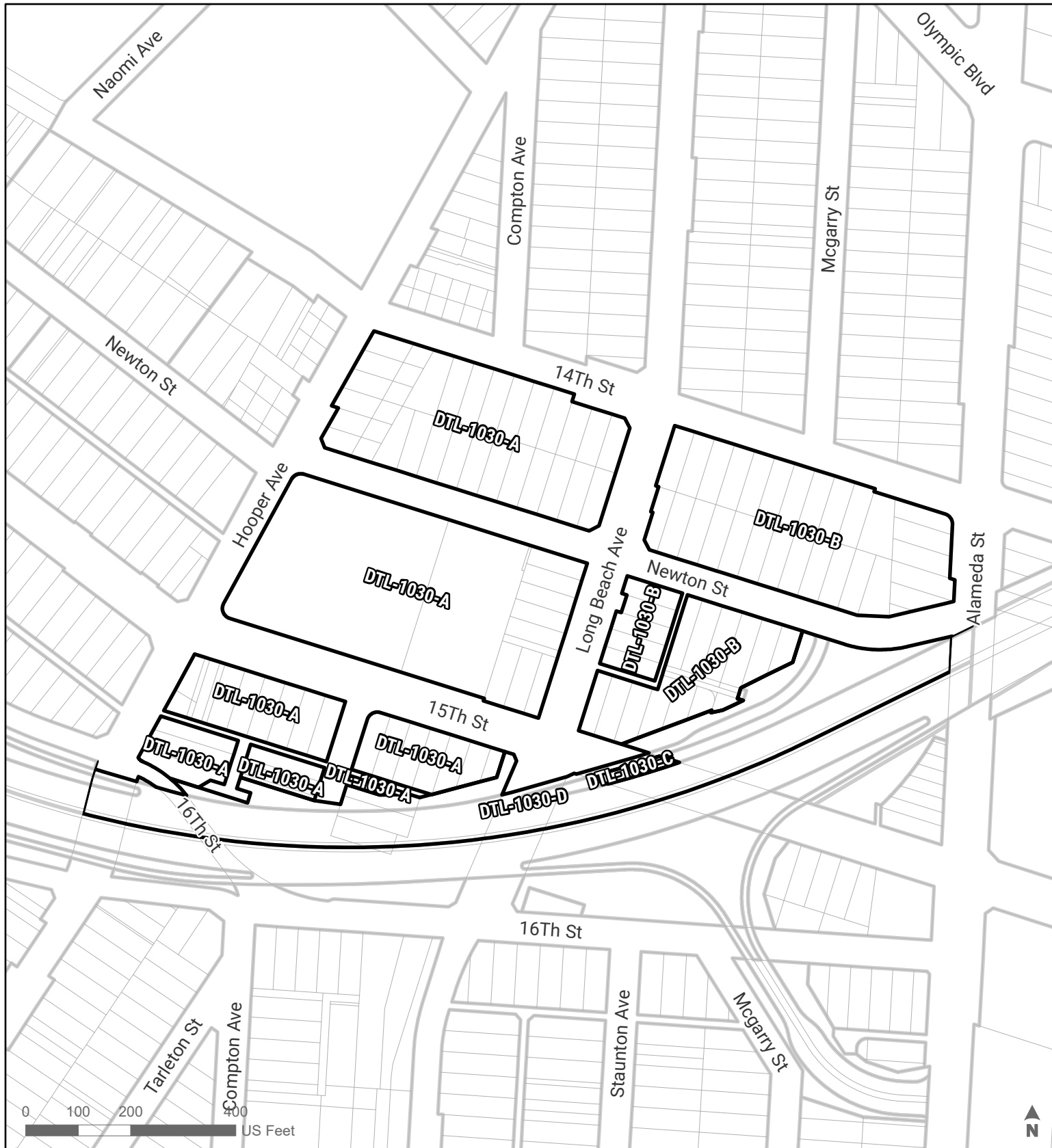
TL / MAR2021

Section:

1020

CPC-1994-0213-CPU

**Downtown
 Community Plan Area**



ZONING MAP AMENDMENTS

SUBAREAS

DTL-1030-A, DTL-1030-B, DTL-1030-C, DTL-1030-D, DTL-1060-B, DTL-1490-C

 Building Line Removal

Data Sources: Department of City Planning, Bureau of Engineering

TL / MAR2021

Section:


1030

CPC-1994-0213-CPU

**Downtown
Community Plan Area**



ZONING MAP AMENDMENTS
SUBAREAS
 DTL-1040-A

 Building Line Removal

Data Sources: Department of City Planning, Bureau of Engineering

Approved by City Planning Commission September 23, 2021
 CPC-2017-432-CPU; CPC-2014-1582-CA; ENV-2017-433-EIR; CF 22-0617

TL / MAR2021

Section:

1040

CPC-1994-0213-CPU


**Downtown
 Community Plan Area**



ZONING MAP AMENDMENTS

SUBAREAS

DTL-1050-A, DTL-1050-B, DTL-1050-C, DTL-1050-D, DTL-1060-B, DTL-1100-F

 Building Line Removal

Data Sources: Department of City Planning, Bureau of Engineering

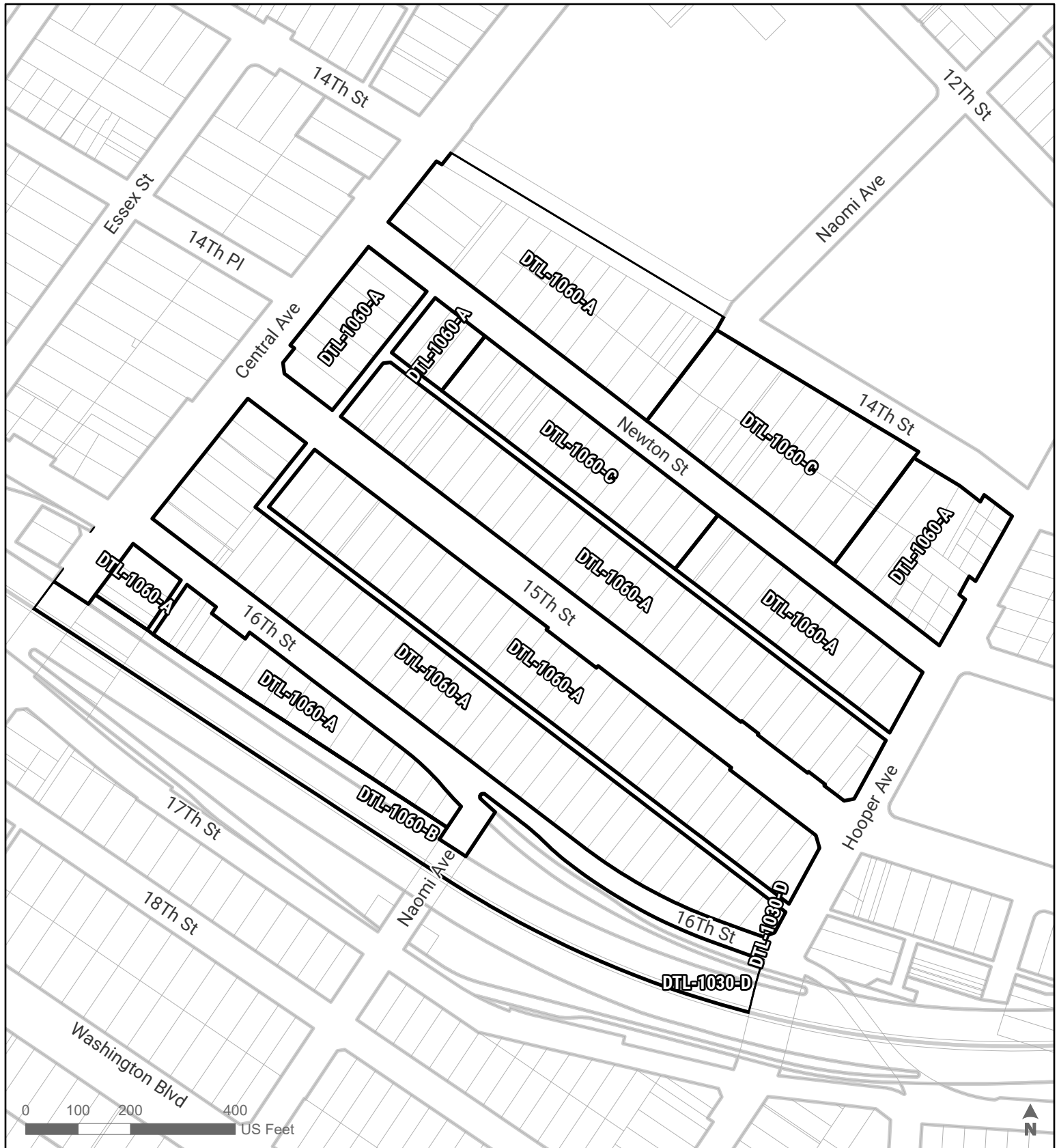
TL / MAR2021

Section:

1050

CPC-1994-0213-CPU

**Downtown
Community Plan Area**



ZONING MAP AMENDMENTS

SUBAREAS

DTL-1030-D, DTL-1050-C, DTL-1060-A, DTL-1060-B, DTL-1060-C, DTL-1110-A

 Building Line Removal

Data Sources: Department of City Planning, Bureau of Engineering

TL / MAR2021

Section:

1060

CPC-1994-0213-CPU


**Downtown
Community Plan Area**



ZONING MAP AMENDMENTS

SUBAREAS

DTL-1070-A, DTL-1070-B, DTL-1070-C, DTL-1070-D, DTL-1070-E

 Building Line Removal

Data Sources: Department of City Planning, Bureau of Engineering

TL / MAR2021

Section:

1070

CPC-1994-0213-CPU

**Downtown
Community Plan Area**



ZONING MAP AMENDMENTS

SUBAREAS

DTL-1080-A, DTL-1080-B, DTL-1550-A

 Building Line Removal

Data Sources: Department of City Planning, Bureau of Engineering

TL / MAR2021

Section:

1080

CPC-1994-0213-CPU

**Downtown
Community Plan Area**



ZONING MAP AMENDMENTS

SUBAREAS

DTL-1090-A, DTL-1090-B

 Building Line Removal

Data Sources: Department of City Planning, Bureau of Engineering

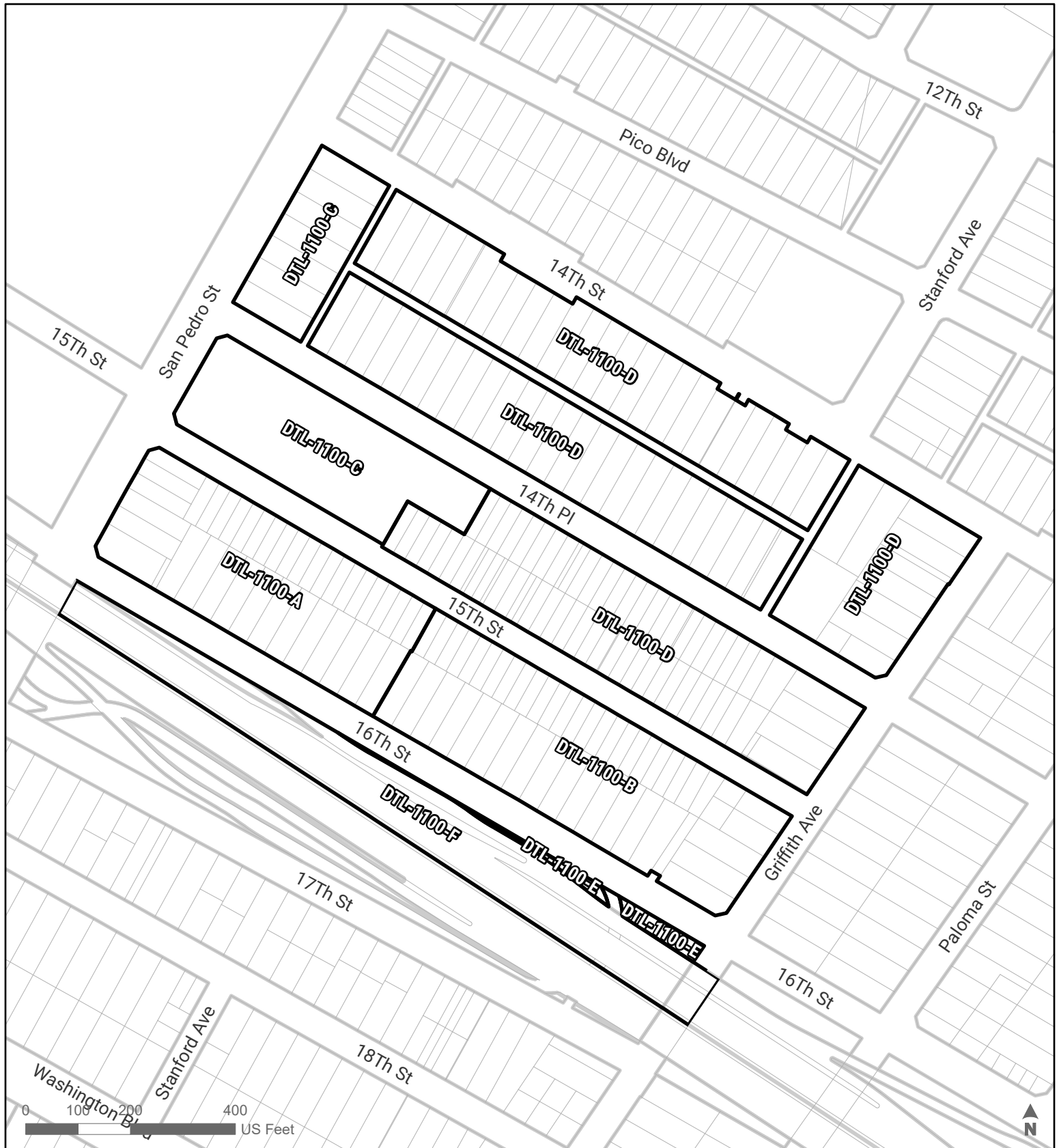
TL / MAR2021

Section:

1090

CPC-1994-0213-CPU

**Downtown
Community Plan Area**



ZONING MAP AMENDMENTS

SUBAREAS

DTL-1100-A, DTL-1100-B, DTL-1100-C, DTL-1100-D, DTL-1100-E, DTL-1100-F

 Building Line Removal

Data Sources: Department of City Planning, Bureau of Engineering

TL / MAR2021

Section:

1100

CPC-1994-0213-CPU

**Downtown
Community Plan Area**



ZONING MAP AMENDMENTS

SUBAREAS

DTL-1060-A, DTL-1110-A, DTL-1110-B

 Building Line Removal

Data Sources: Department of City Planning, Bureau of Engineering

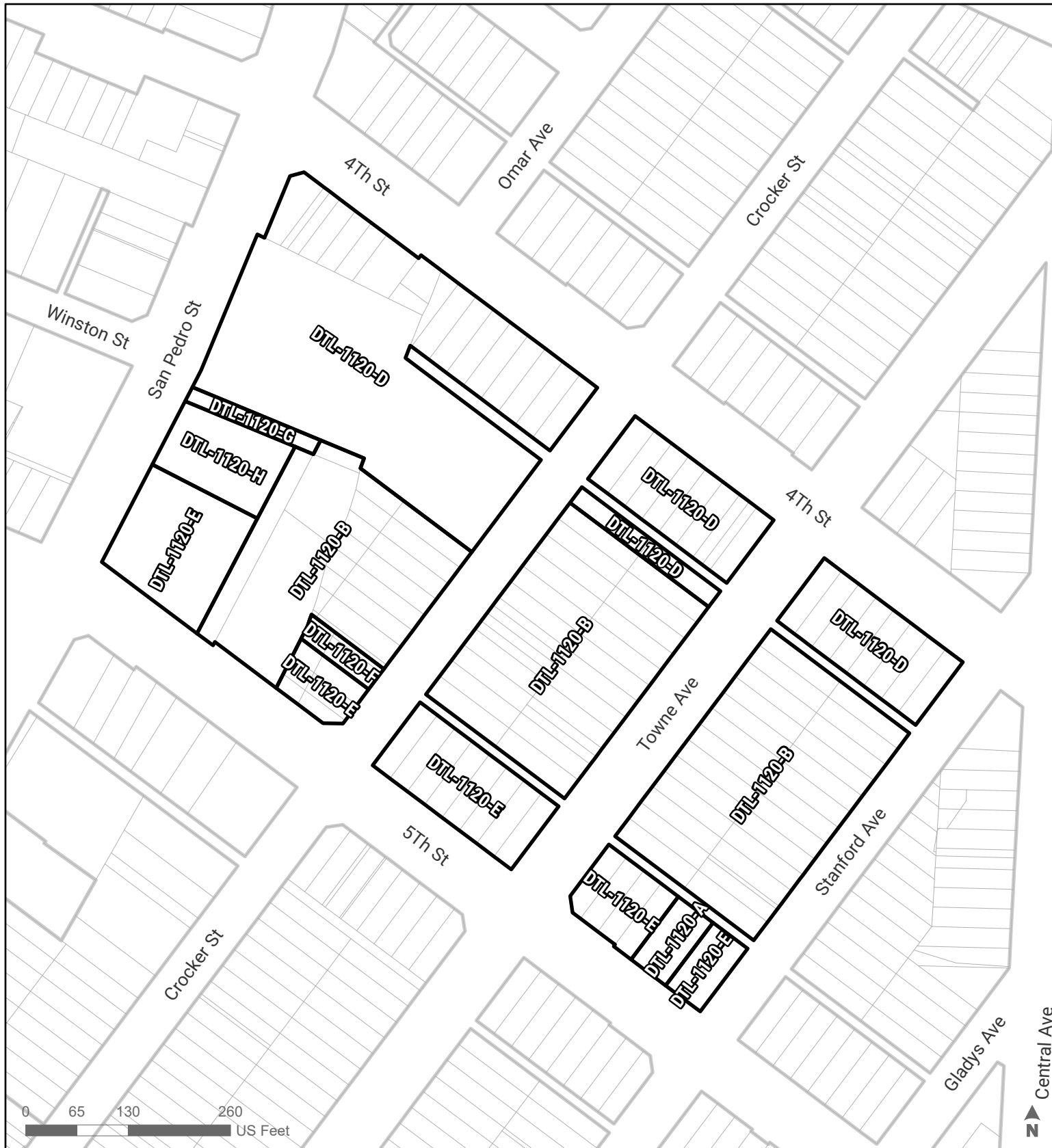
TL / MAR2021

Section:

1110

CPC-1994-0213-CPU

**Downtown
Community Plan Area**



ZONING MAP AMENDMENTS

SUBAREAS

DTL-1120-A, DTL-1120-B, DTL-1120-D, DTL-1120-E, DTL-1120-F, DTL-1120-G,
DTL-1120-H

Section:

1120

CPC-1994-0213-CPU

**Downtown
Community Plan Area**



ZONING MAP AMENDMENTS

SUBAREAS

DTL-1130-A, DTL-1130-B, DTL-1130-C, DTL-1130-D

 Building Line Removal

Data Sources: Department of City Planning, Bureau of Engineering

TL / MAR2021

Section:

1130

CPC-1994-0213-CPU

**Downtown
Community Plan Area**



ZONING MAP AMENDMENTS

SUBAREAS

DTL-1140-A, DTL-1140-B, DTL-1140-C

 Building Line Removal

Data Sources: Department of City Planning, Bureau of Engineering

TL / MAR2021

Section:

1140

CPC-1994-0213-CPU

**Downtown
Community Plan Area**



ZONING MAP AMENDMENTS

SUBAREAS

DTL-1150-A, DTL-1150-B, DTL-1150-C, DTL-1150-D

 Building Line Removal

Data Sources: Department of City Planning, Bureau of Engineering

TL / MAR2021

Section:

1150

CPC-1994-0213-CPU

**Downtown
Community Plan Area**



ZONING MAP AMENDMENTS

SUBAREAS

DTL-1160-A, DTL-1160-B, DTL-1160-C, DTL-1160-D

 Building Line Removal

Data Sources: Department of City Planning, Bureau of Engineering

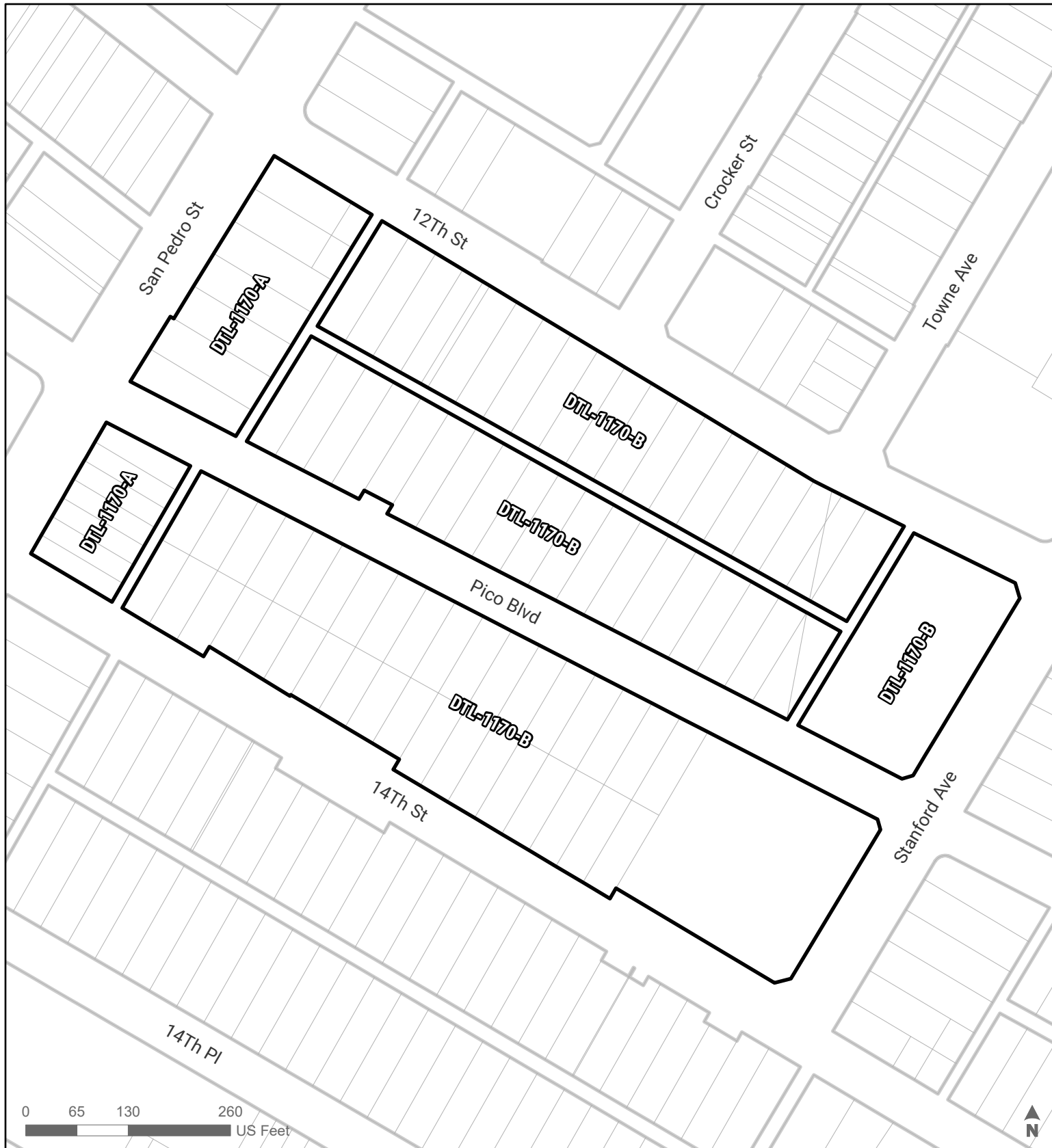
TL / MAR2021

Section:

1160

CPC-1994-0213-CPU

**Downtown
Community Plan Area**



ZONING MAP AMENDMENTS

SUBAREAS

DTL-1170-A, DTL-1170-B

 Building Line Removal

Data Sources: Department of City Planning, Bureau of Engineering

TL / MAR2021

Section:

1170

CPC-1994-0213-CPU

**Downtown
Community Plan Area**



ZONING MAP AMENDMENTS

SUBAREAS

DTL-1180-A, DTL-1180-B, DTL-1180-C, DTL-1180-D

 Building Line Removal

Data Sources: Department of City Planning, Bureau of Engineering

TL / MAR2021

Section:

1180

CPC-1994-0213-CPU

**Downtown
Community Plan Area**



ZONING MAP AMENDMENTS

SUBAREAS

DTL-1190-A, DTL-1190-B

 Building Line Removal

Data Sources: Department of City Planning, Bureau of Engineering

TL / MAR2021

Section:

1190

CPC-1994-0213-CPU

**Downtown
Community Plan Area**



ZONING MAP AMENDMENTS

SUBAREAS

DTL-1200-A, DTL-1200-B, DTL-1200-C, DTL-1200-D

 Building Line Removal

Data Sources: Department of City Planning, Bureau of Engineering

TL / MAR2021

Section:

1200

CPC-1994-0213-CPU

**Downtown
Community Plan Area**



ZONING MAP AMENDMENTS

SUBAREAS

DTL-1210-A, DTL-1210-B, DTL-1210-C

 Building Line Removal

Data Sources: Department of City Planning, Bureau of Engineering

TL / MAR2021

Section:

1210

CPC-1994-0213-CPU


**Downtown
Community Plan Area**



ZONING MAP AMENDMENTS

SUBAREAS

DTL-1220-A, DTL-1220-B

 Building Line Removal

Data Sources: Department of City Planning, Bureau of Engineering

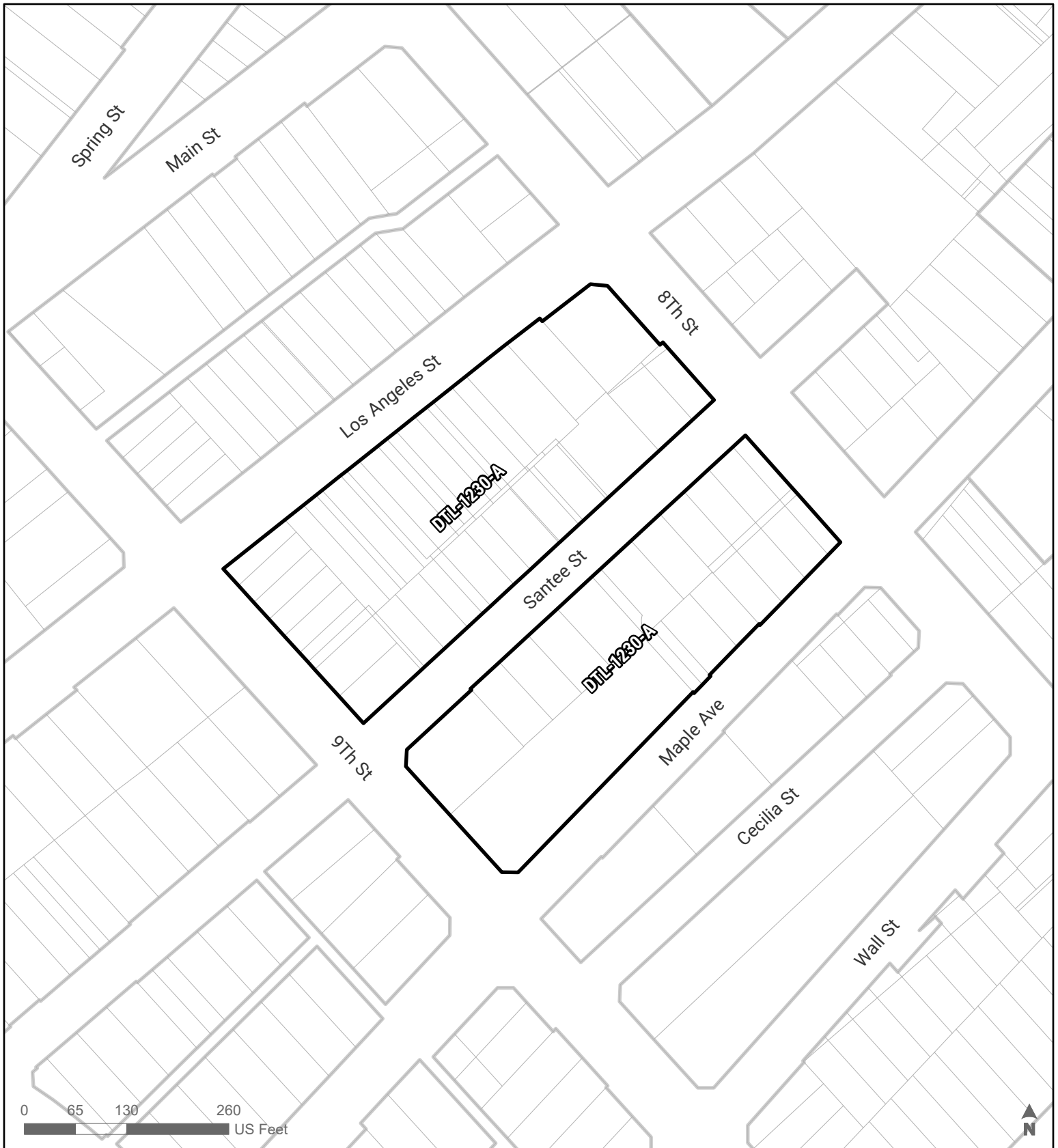
TL / MAR2021

Section:


1220

CPC-1994-0213-CPU

**Downtown
Community Plan Area**



ZONING MAP AMENDMENTS
SUBAREAS
DTL-1230-A

 Building Line Removal

Data Sources: Department of City Planning, Bureau of Engineering

TL / MAR2021

Section:

1230

CPC-1994-0213-CPU


**Downtown
Community Plan Area**



ZONING MAP AMENDMENTS

SUBAREAS

DTL-1240-A, DTL-1240-B

 Building Line Removal

Data Sources: Department of City Planning, Bureau of Engineering

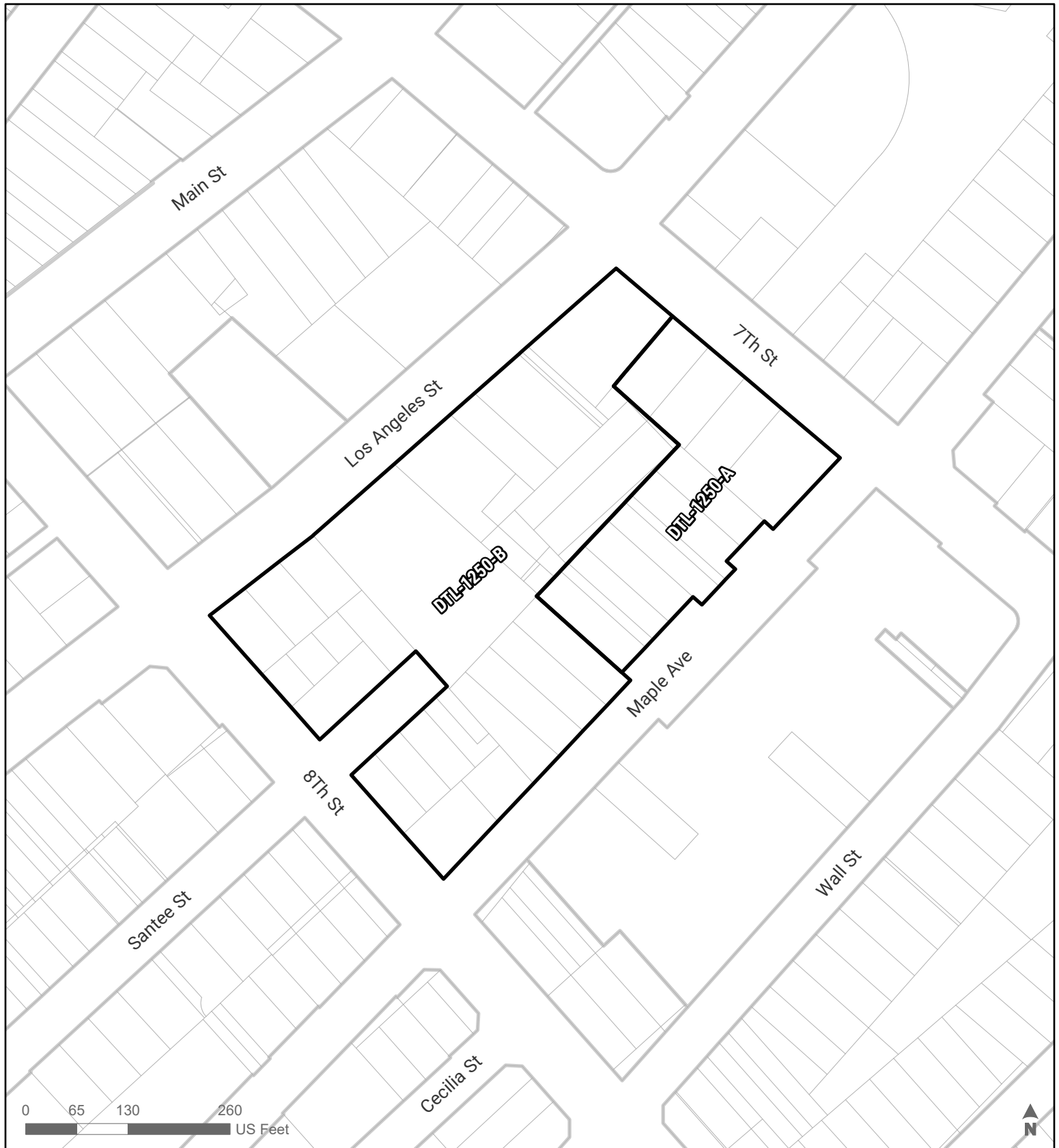
TL / MAR2021

Section:

1240

CPC-1994-0213-CPU

**Downtown
Community Plan Area**



ZONING MAP AMENDMENTS

SUBAREAS

DTL-1250-A, DTL-1250-B



Building Line Removal

Data Sources: Department of City Planning, Bureau of Engineering

TL / MAR2021

Section:

1250

CPC-1994-0213-CPU

**Downtown
Community Plan Area**



ZONING MAP AMENDMENTS

SUBAREAS

DTL-1260-A, DTL-1260-B, DTL-1260-C, DTL-1260-D, DTL-1260-E



Building Line Removal

Data Sources: Department of City Planning, Bureau of Engineering

TL / MAR2021

Section:


1260

CPC-1994-0213-CPU

**Downtown
Community Plan Area**



ZONING MAP AMENDMENTS
SUBAREAS
DTL-1270-A

 Building Line Removal

Data Sources: Department of City Planning, Bureau of Engineering

TL / MAR2021

Section:

1270

CPC-1994-0213-CPU

**Downtown
Community Plan Area**



ZONING MAP AMENDMENTS

SUBAREAS

DTL-1280-A, DTL-1280-B, DTL-1280-C, DTL-1280-D, DTL-1280-E



Building Line Removal

Data Sources: Department of City Planning, Bureau of Engineering

TL / MAR2021

Section:

1280

CPC-1994-0213-CPU

**Downtown
Community Plan Area**



ZONING MAP AMENDMENTS

SUBAREAS

DTL-1290-A, DTL-1290-B, DTL-1290-C, DTL-1290-D, DTL-1290-E, DTL-1290-F

 Building Line Removal

Data Sources: Department of City Planning, Bureau of Engineering

TL / MAR2021

Section:

1290

CPC-1994-0213-CPU

**Downtown
Community Plan Area**



ZONING MAP AMENDMENTS

SUBAREAS

DTL-1300-A, DTL-1300-B, DTL-1300-C

 Building Line Removal

Data Sources: Department of City Planning, Bureau of Engineering

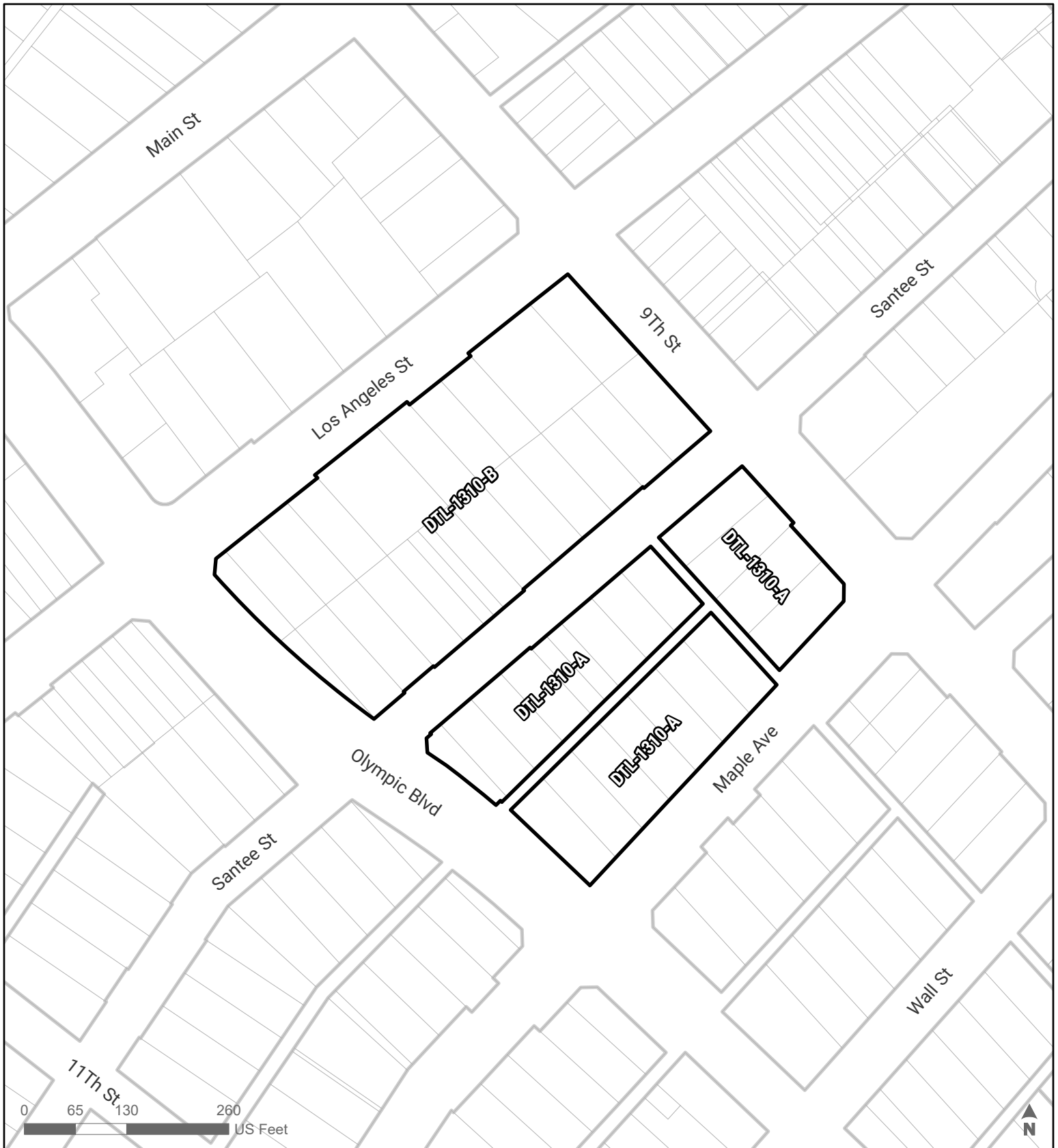
TL / MAR2021

Section:

1300

CPC-1994-0213-CPU

**Downtown
Community Plan Area**



ZONING MAP AMENDMENTS

SUBAREAS

DTL-1310-A, DTL-1310-B

 Building Line Removal

Data Sources: Department of City Planning, Bureau of Engineering

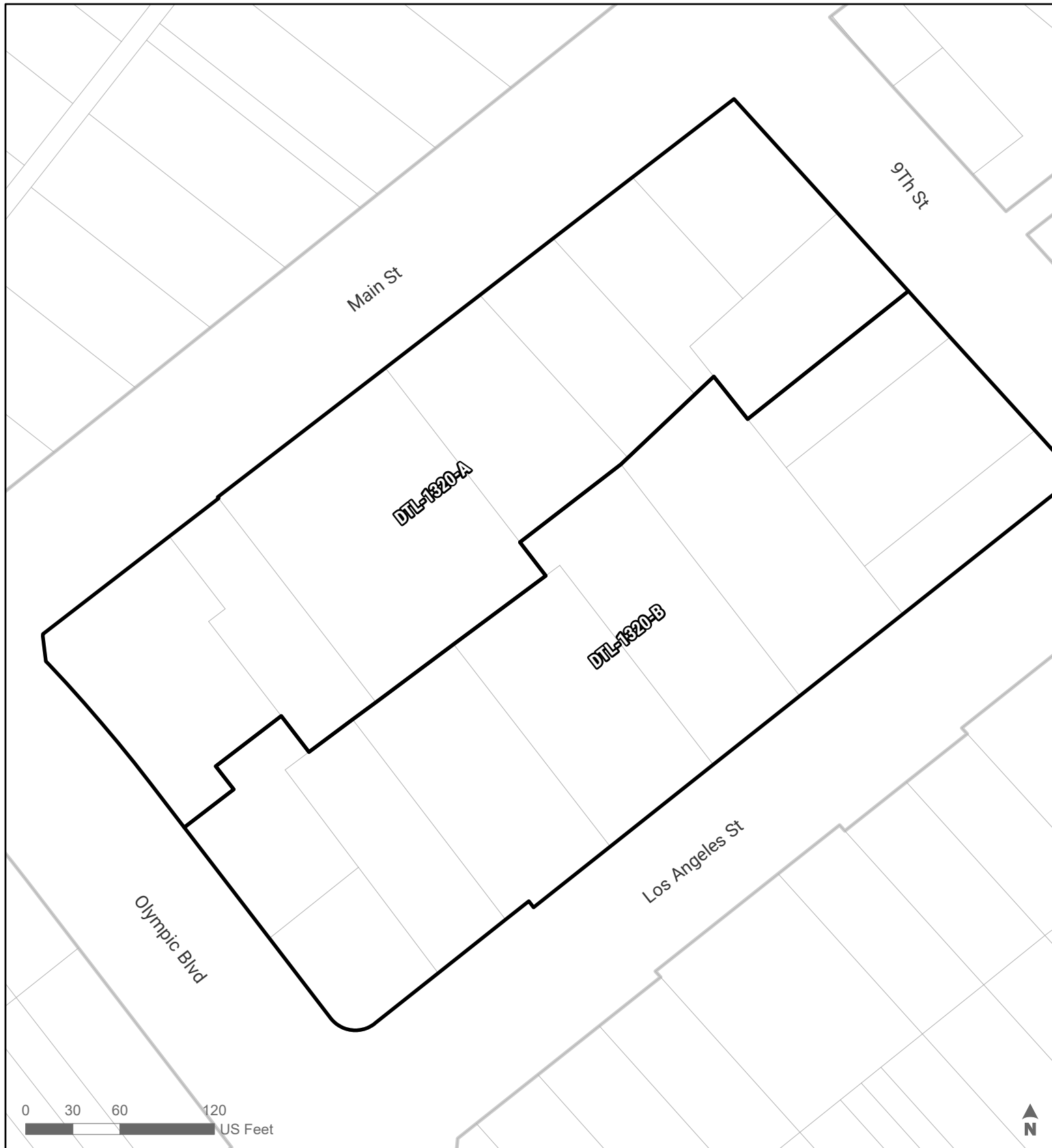
TL / MAR2021

Section:

1310

CPC-1994-0213-CPU

**Downtown
Community Plan Area**



ZONING MAP AMENDMENTS

SUBAREAS

DTL-1320-A, DTL-1320-B

 Building Line Removal

Data Sources: Department of City Planning, Bureau of Engineering

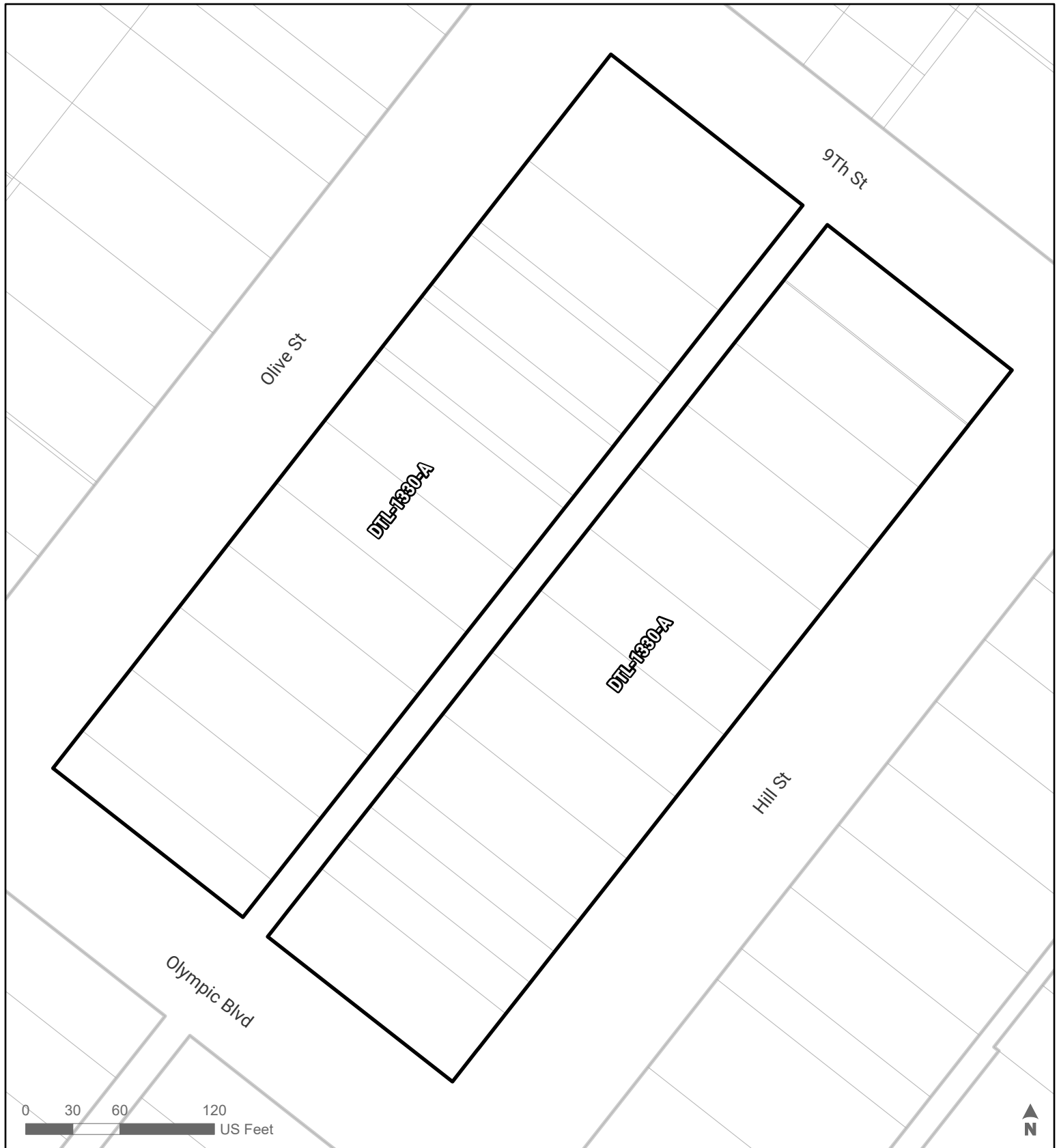
TL / MAR2021

Section:


1320

CPC-1994-0213-CPU

**Downtown
Community Plan Area**



ZONING MAP AMENDMENTS
SUBAREAS
DTL-1330-A

 Building Line Removal

Data Sources: Department of City Planning, Bureau of Engineering

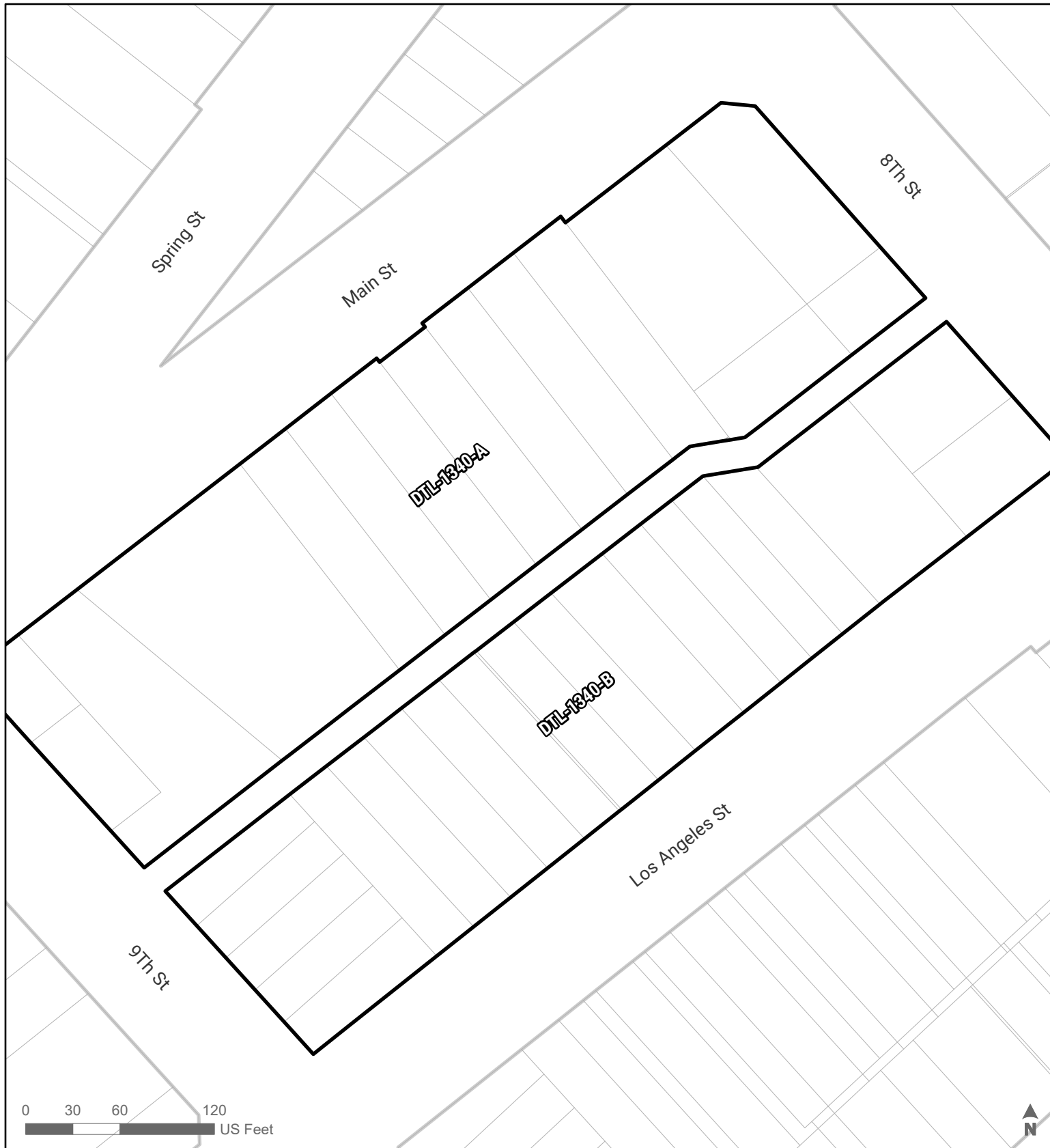
TL / MAR2021

Section:

1330

CPC-1994-0213-CPU

**Downtown
Community Plan Area**



ZONING MAP AMENDMENTS

SUBAREAS

DTL-1340-A, DTL-1340-B

 Building Line Removal

Data Sources: Department of City Planning, Bureau of Engineering

TL / MAR2021

Section:

1340

CPC-1994-0213-CPU

**Downtown
Community Plan Area**



ZONING MAP AMENDMENTS

SUBAREAS

DTL-1350-A, DTL-1350-B, DTL-1350-C

 Building Line Removal

Data Sources: Department of City Planning, Bureau of Engineering

TL / MAR2021

Section:

1350

CPC-1994-0213-CPU

**Downtown
Community Plan Area**



ZONING MAP AMENDMENTS

SUBAREAS

DTL-1360-A, DTL-1360-B, DTL-1360-C, DTL-1360-D

 Building Line Removal

Data Sources: Department of City Planning, Bureau of Engineering

TL / MAR2021

Section:

1360

CPC-1994-0213-CPU


**Downtown
Community Plan Area**



ZONING MAP AMENDMENTS

SUBAREAS

DTL-1370-A, DTL-1370-B

 Building Line Removal

Data Sources: Department of City Planning, Bureau of Engineering

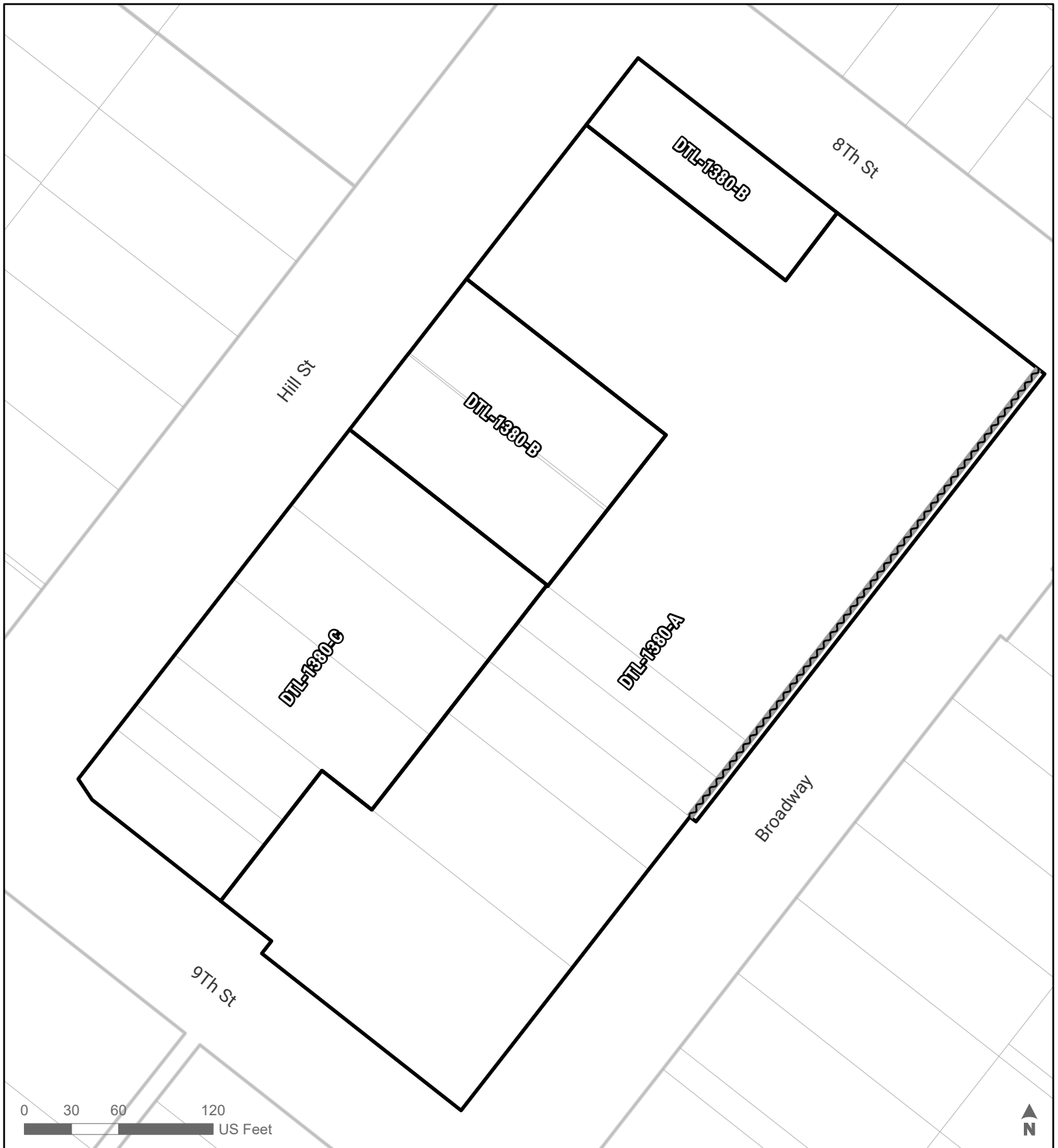
TL / MAR2021

Section:

1370

CPC-1994-0213-CPU

**Downtown
Community Plan Area**



ZONING MAP AMENDMENTS

SUBAREAS

DTL-1380-A, DTL-1380-B, DTL-1380-C

 Building Line Removal

Data Sources: Department of City Planning, Bureau of Engineering

TL / MAR2021

Section:

1380

CPC-1994-0213-CPU

**Downtown
Community Plan Area**



ZONING MAP AMENDMENTS

SUBAREAS

DTL-1390-A, DTL-1390-B, DTL-1390-C, DTL-1390-D

 Building Line Removal

Data Sources: Department of City Planning, Bureau of Engineering

TL / MAR2021

Section:

1390

CPC-1994-0213-CPU


**Downtown
Community Plan Area**



ZONING MAP AMENDMENTS

SUBAREAS

DTL-1400-A, DTL-1400-B

 Building Line Removal

Data Sources: Department of City Planning, Bureau of Engineering

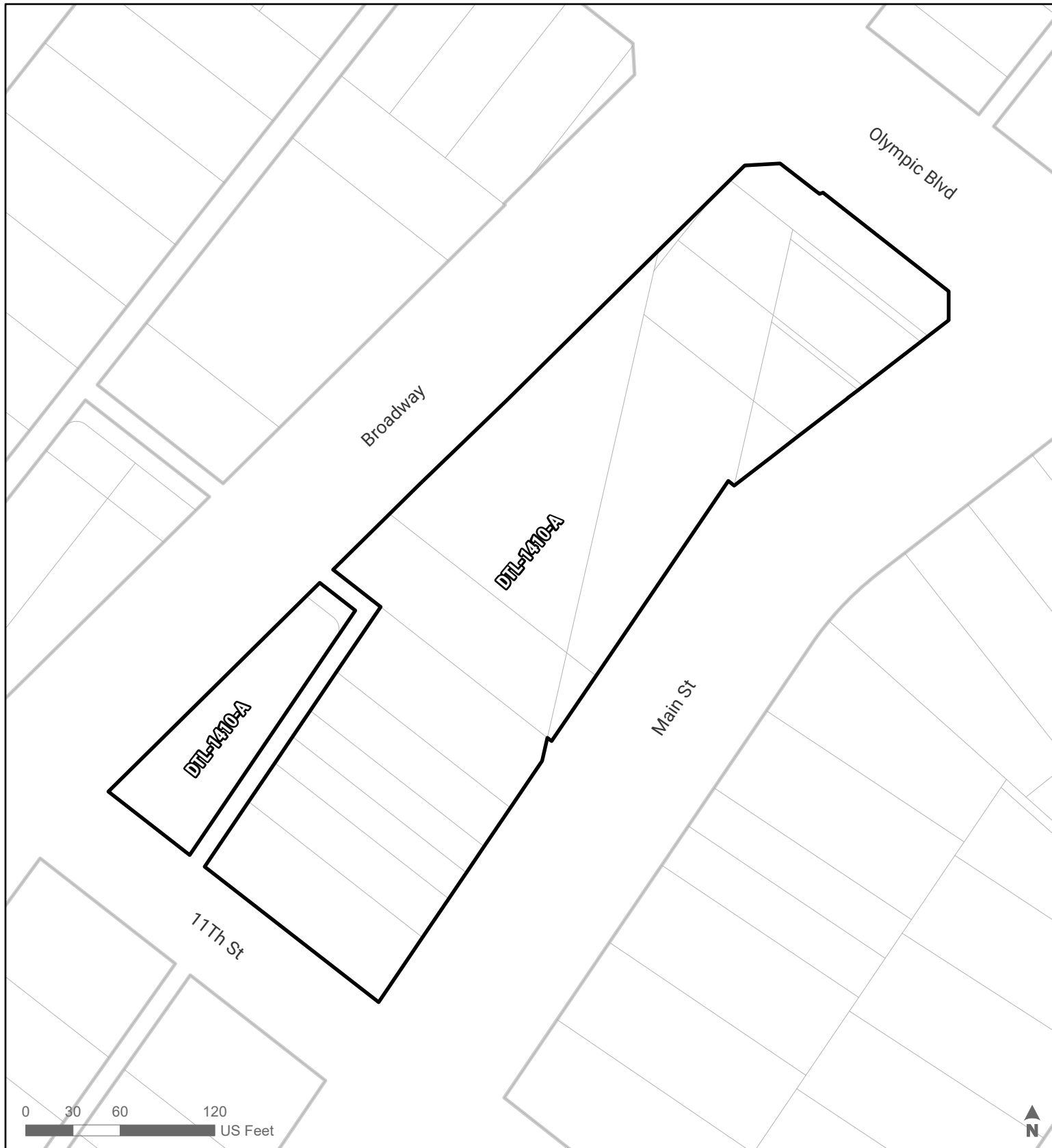
TL / MAR2021

Section:


1400

CPC-1994-0213-CPU

**Downtown
Community Plan Area**



ZONING MAP AMENDMENTS
SUBAREAS
 DTL-1410-A

 Building Line Removal

Data Sources: Department of City Planning, Bureau of Engineering

TL / MAR2021

Section:

1410

CPC-1994-0213-CPU

**Downtown
 Community Plan Area**



ZONING MAP AMENDMENTS

SUBAREAS

DTL-1420-A, DTL-1420-B



Building Line Removal

Data Sources: Department of City Planning, Bureau of Engineering

TL / MAR2021

Section:

1420

CPC-1994-0213-CPU


**Downtown
Community Plan Area**



ZONING MAP AMENDMENTS

SUBAREAS

DTL-1430-A, DTL-1430-B

 Building Line Removal

Data Sources: Department of City Planning, Bureau of Engineering

TL / MAR2021

Section:

1430

CPC-1994-0213-CPU


**Downtown
Community Plan Area**



ZONING MAP AMENDMENTS

SUBAREAS

DTL-1440-A, DTL-1440-B

 Building Line Removal

Data Sources: Department of City Planning, Bureau of Engineering

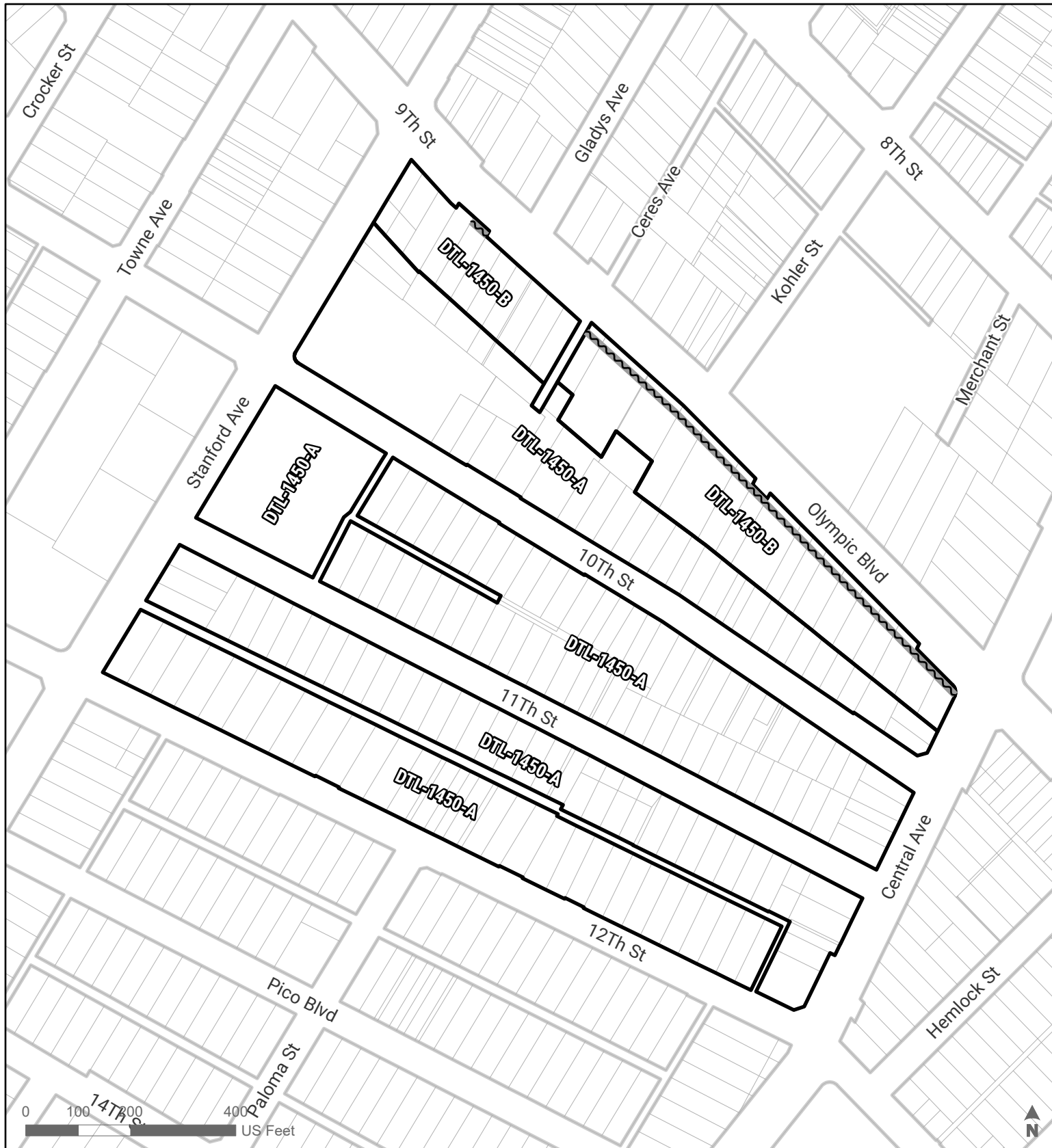
TL / MAR2021

Section:

1440

CPC-1994-0213-CPU

**Downtown
Community Plan Area**



ZONING MAP AMENDMENTS

SUBAREAS

DTL-1450-A, DTL-1450-B

 Building Line Removal

Data Sources: Department of City Planning, Bureau of Engineering

TL / MAR2021

Section:

1450

CPC-1994-0213-CPU


**Downtown
Community Plan Area**



ZONING MAP AMENDMENTS

SUBAREAS

DTL-1460-A, DTL-1460-B, DTL-1460-C, DTL-1460-D

 Building Line Removal

Data Sources: Department of City Planning, Bureau of Engineering

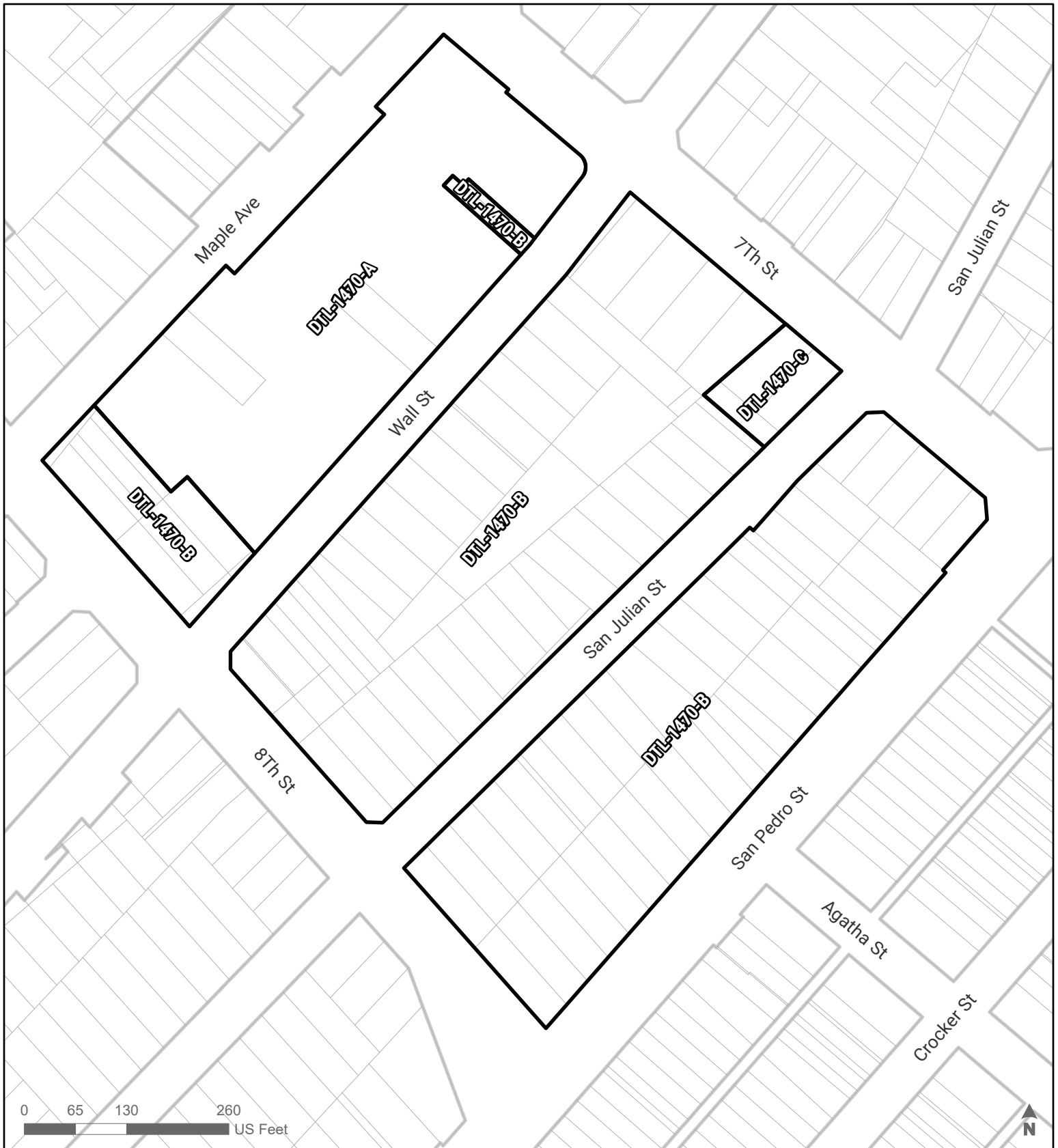
TL / MAR2021

Section:

1460

CPC-1994-0213-CPU

**Downtown
Community Plan Area**



ZONING MAP AMENDMENTS

SUBAREAS

DTL-1470-A, DTL-1470-B, DTL-1470-C

 Building Line Removal

Data Sources: Department of City Planning, Bureau of Engineering

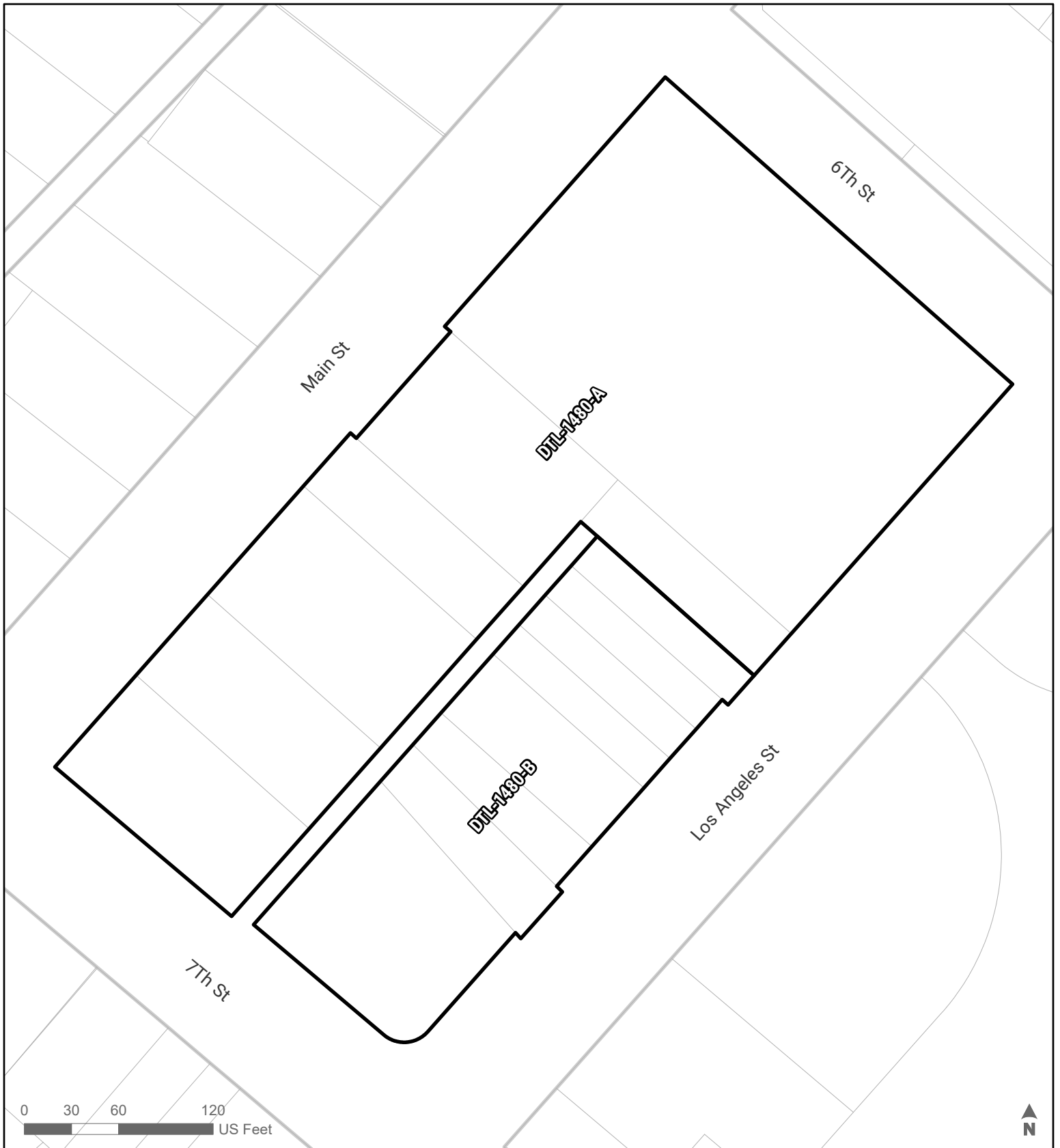
TL / MAR2021

Section:

1470

CPC-1994-0213-CPU


**Downtown
Community Plan Area**



ZONING MAP AMENDMENTS

SUBAREAS

DTL-1480-A, DTL-1480-B

 Building Line Removal

Data Sources: Department of City Planning, Bureau of Engineering

TL / MAR2021

Section:

1480

CPC-1994-0213-CPU

**Downtown
Community Plan Area**



ZONING MAP AMENDMENTS

SUBAREAS

DTL-1000-B, DTL-1000-F, DTL-1030-D, DTL-1490-A, DTL-1490-B, DTL-1490-C,
DTL-1500-D

 Building Line Removal

Data Sources: Department of City Planning, Bureau of Engineering

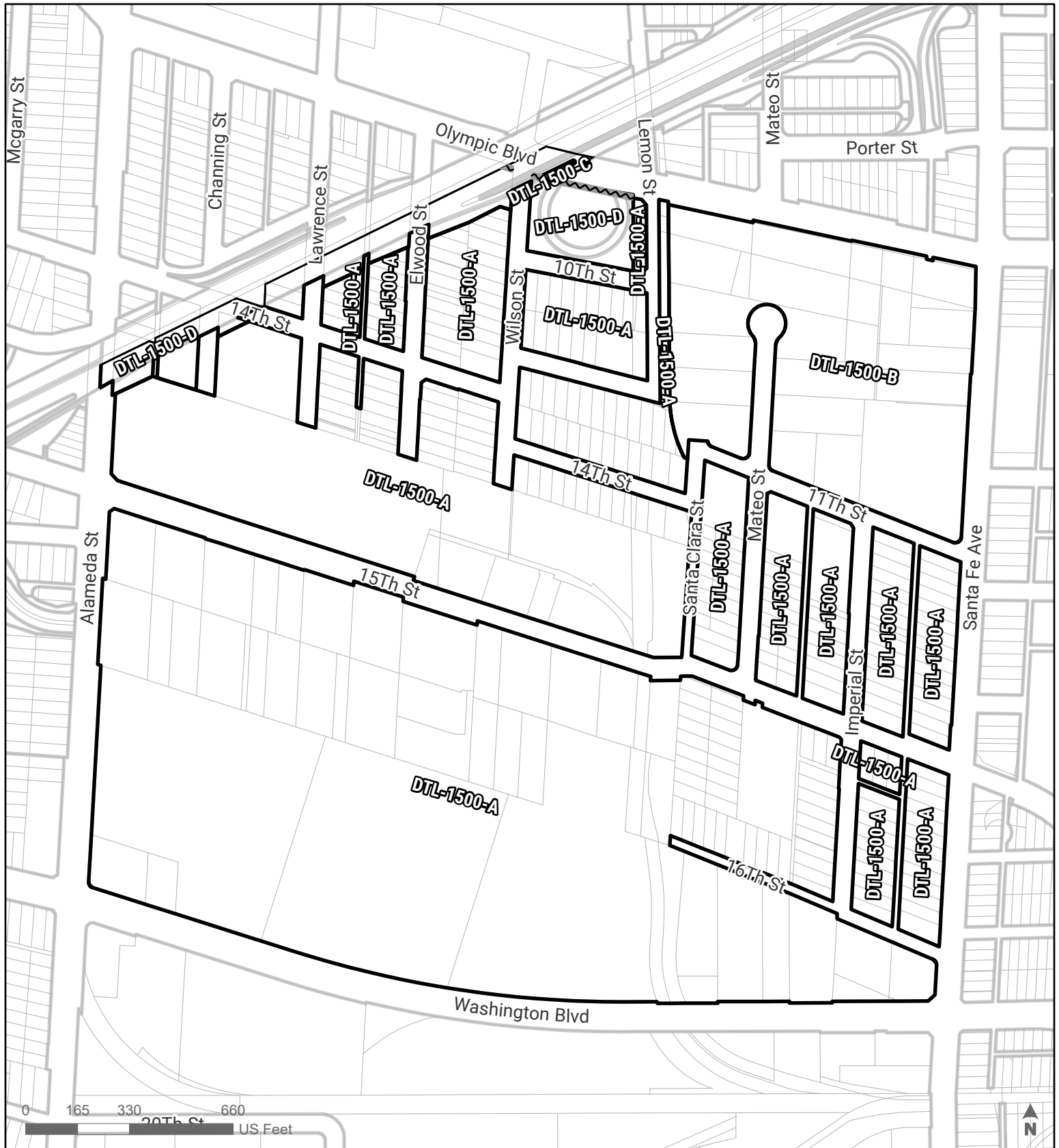
TL / MAR2021

Section:

1490

CPC-1994-0213-CPU


**Downtown
Community Plan Area**



ZONING MAP AMENDMENTS

SUBAREAS

DTL-1490-C, DTL-1500-A, DTL-1500-B, DTL-1500-C, DTL-1500-D, DTL-1520-B

 Building Line Removal

Data Sources: Department of City Planning, Bureau of Engineering

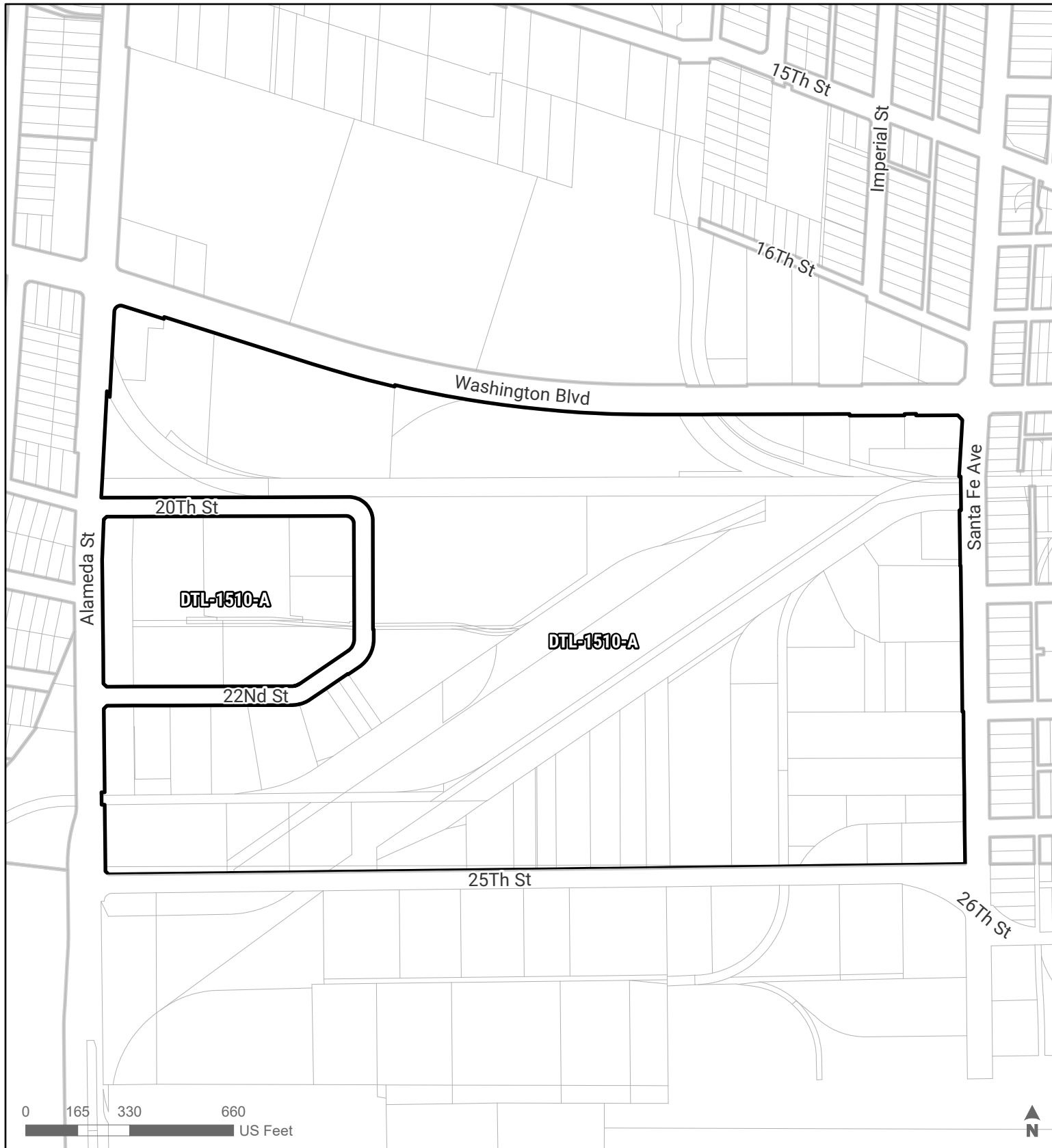
TL / MAR2021

Section:


1500

CPC-1994-0213-CPU

**Downtown
Community Plan Area**



ZONING MAP AMENDMENTS
SUBAREAS
 DTL-1510-A

 Building Line Removal

Data Sources: Department of City Planning, Bureau of Engineering

Approved by City Planning Commission September 23, 2021
 CPC-2017-432-CPU; CPC-2014-1582-CA; ENV-2017-433-EIR; CF 22-0617

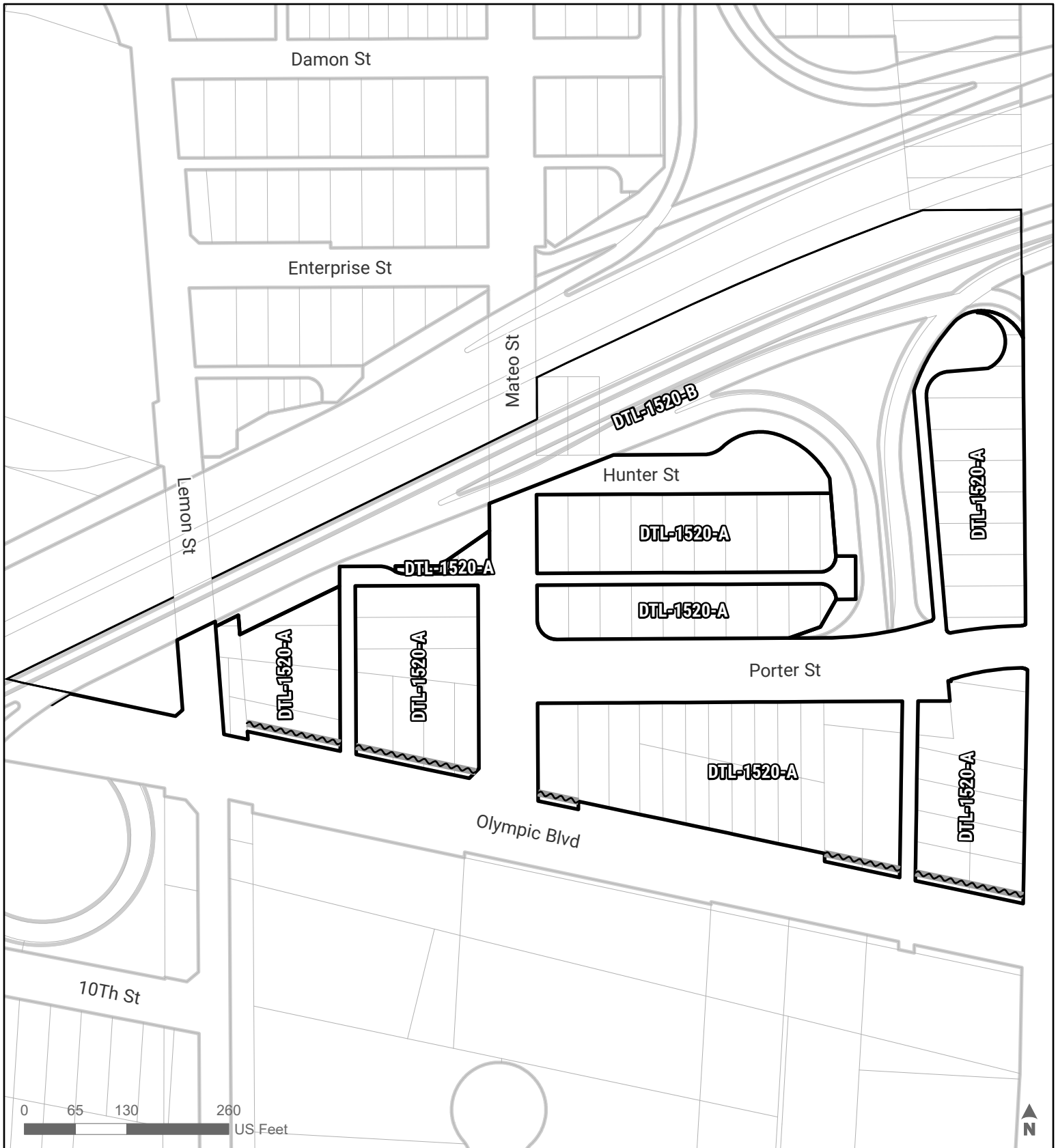
TL / MAR2021

Section:

1510

CPC-1994-0213-CPU

**Downtown
 Community Plan Area**



ZONING MAP AMENDMENTS

SUBAREAS

DTL-130-L, DTL-140-B, DTL-1000-F, DTL-1500-D, DTL-1520-A, DTL-1520-B

 Building Line Removal

Data Sources: Department of City Planning, Bureau of Engineering

TL / MAR2021

Section:

1520

CPC-1994-0213-CPU

**Downtown
Community Plan Area**



ZONING MAP AMENDMENTS

SUBAREAS

DTL-1530-A, DTL-1530-B, DTL-1530-C, DTL-1530-D, DTL-1530-E, DTL-1530-F

 Building Line Removal

Data Sources: Department of City Planning, Bureau of Engineering

TL / MAR2021

Section:

1530

CPC-1994-0213-CPU

**Downtown
Community Plan Area**

Downtown Community Plan Area



ZONING MAP AMENDMENTS

SUBAREAS

DTL-1080-A, DTL-1550-A

 Building Line Removal

Data Sources: Department of City Planning, Bureau of Engineering

TL / MAR2021

Section:

1550

CPC-1994-0213-CPU

**Downtown
Community Plan Area**



ZONING MAP AMENDMENTS

SUBAREAS

DTL-1560-A, DTL-1560-B



Building Line Removal

Data Sources: Department of City Planning, Bureau of Engineering

TL / MAR2021

Approved by City Planning Commission September 23, 2021
CPC-2017-432-CPU; CPC-2014-1582-CA; ENV-2017-433-EIR; CF 22-0617

Section:

1560

CPC-1994-0213-CPU

**Downtown
Community Plan Area**



ZONING MAP AMENDMENTS

SUBAREAS

DTL-1570-A, DTL-1570-B, DTL-1570-C

 Building Line Removal

Data Sources: Department of City Planning, Bureau of Engineering

TL / MAR2021

Section:

1570

CPC-1994-0213-CPU

**Downtown
Community Plan Area**



ZONING MAP AMENDMENTS

SUBAREAS

DTL-1580-A, DTL-1580-B, DTL-1580-C, DTL-1580-D

 Building Line Removal

Data Sources: Department of City Planning, Bureau of Engineering

TL / MAR2021

Section:

1580

CPC-1994-0213-CPU

**Downtown
Community Plan Area**



ZONING MAP AMENDMENTS

SUBAREAS

DTL-1590-A, DTL-1590-B

 Building Line Removal

Data Sources: Department of City Planning, Bureau of Engineering

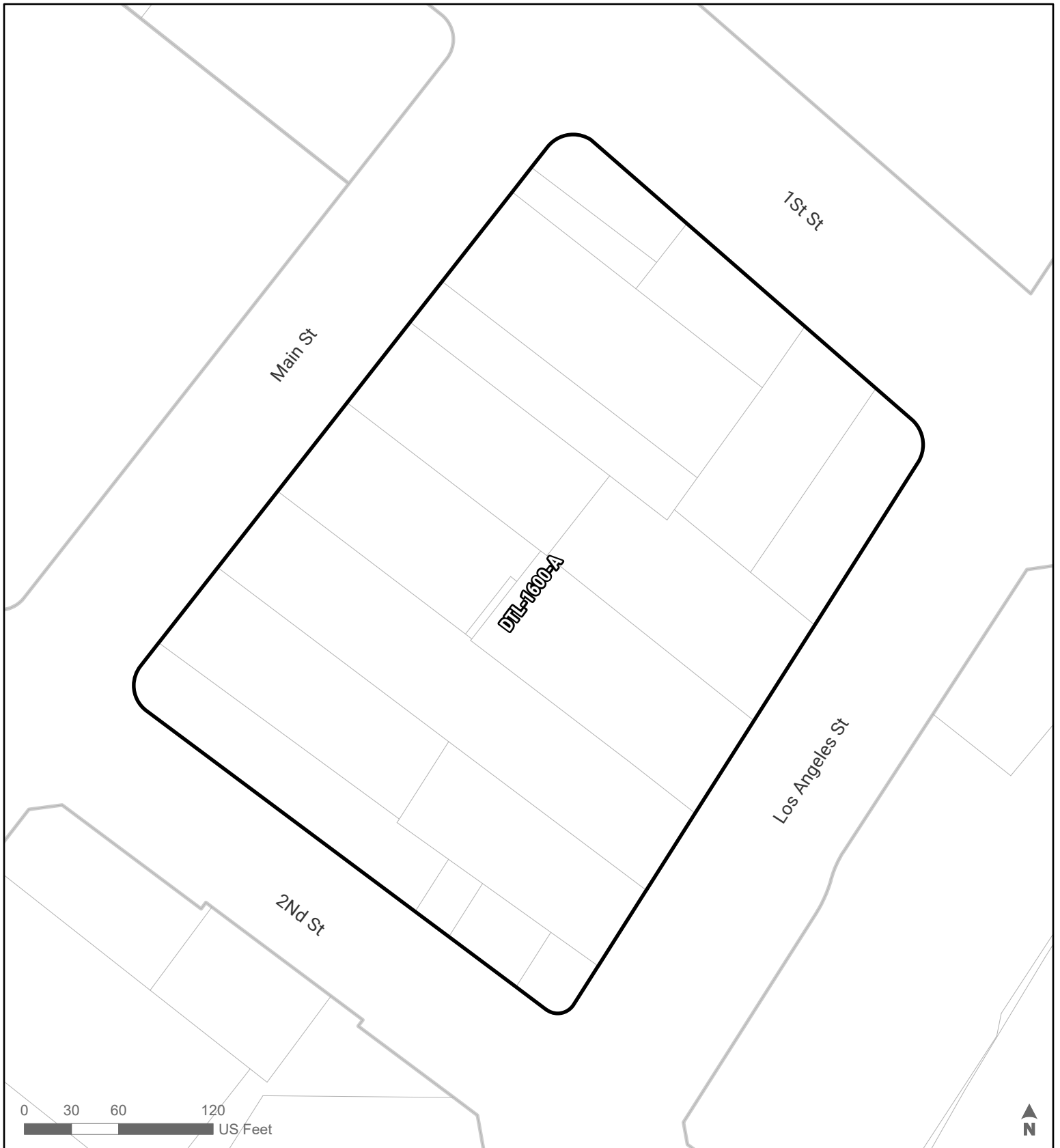
TL / MAR2021

Section:

1590

CPC-1994-0213-CPU

**Downtown
Community Plan Area**



ZONING MAP AMENDMENTS

SUBAREAS

DTL-1600-A

 Building Line Removal

Data Sources: Department of City Planning, Bureau of Engineering

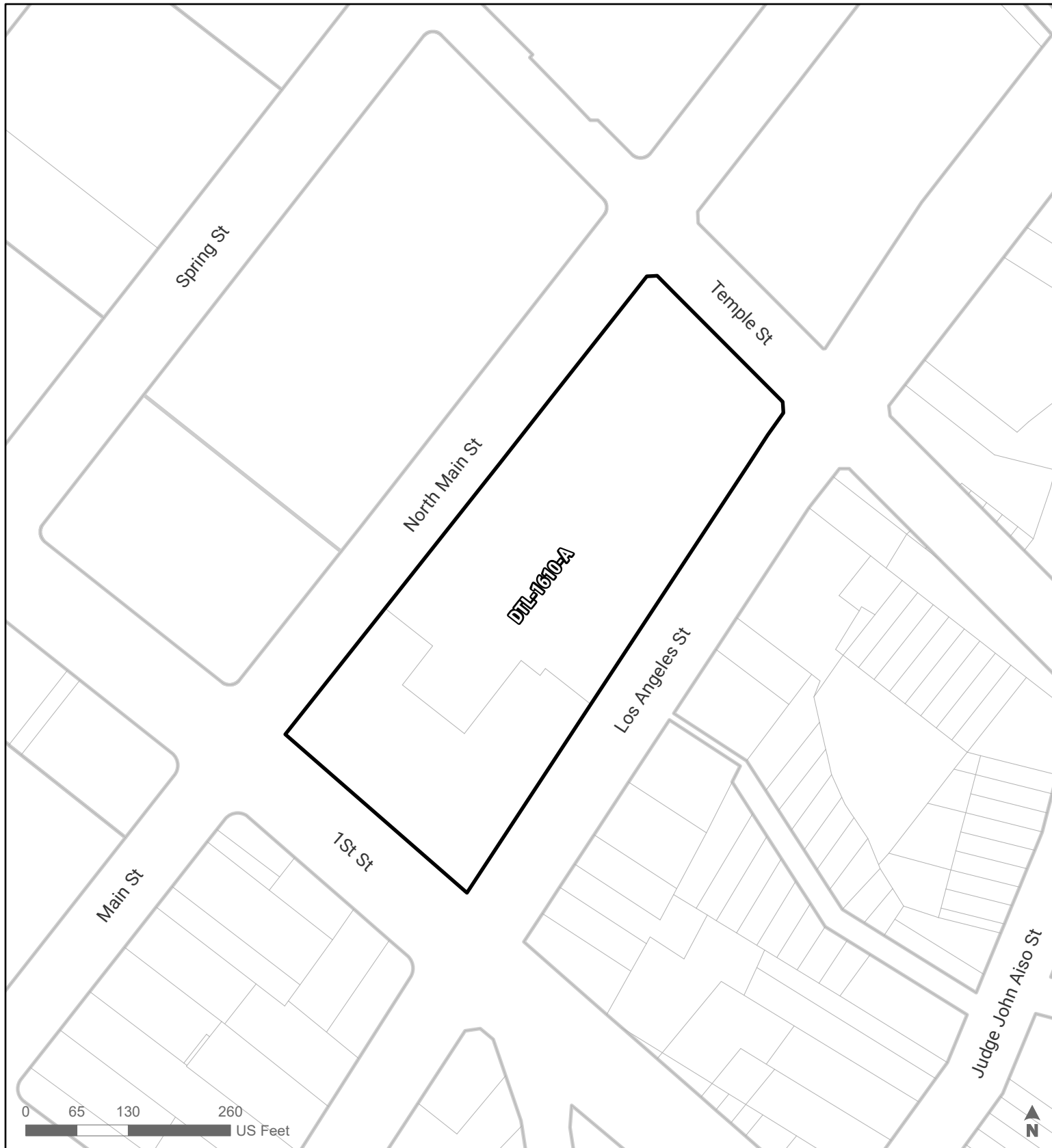
TL / MAR2021

Section:

1600

CPC-1994-0213-CPU

**Downtown
Community Plan Area**



ZONING MAP AMENDMENTS

SUBAREAS

DTL-1610-A

 Building Line Removal

Data Sources: Department of City Planning, Bureau of Engineering

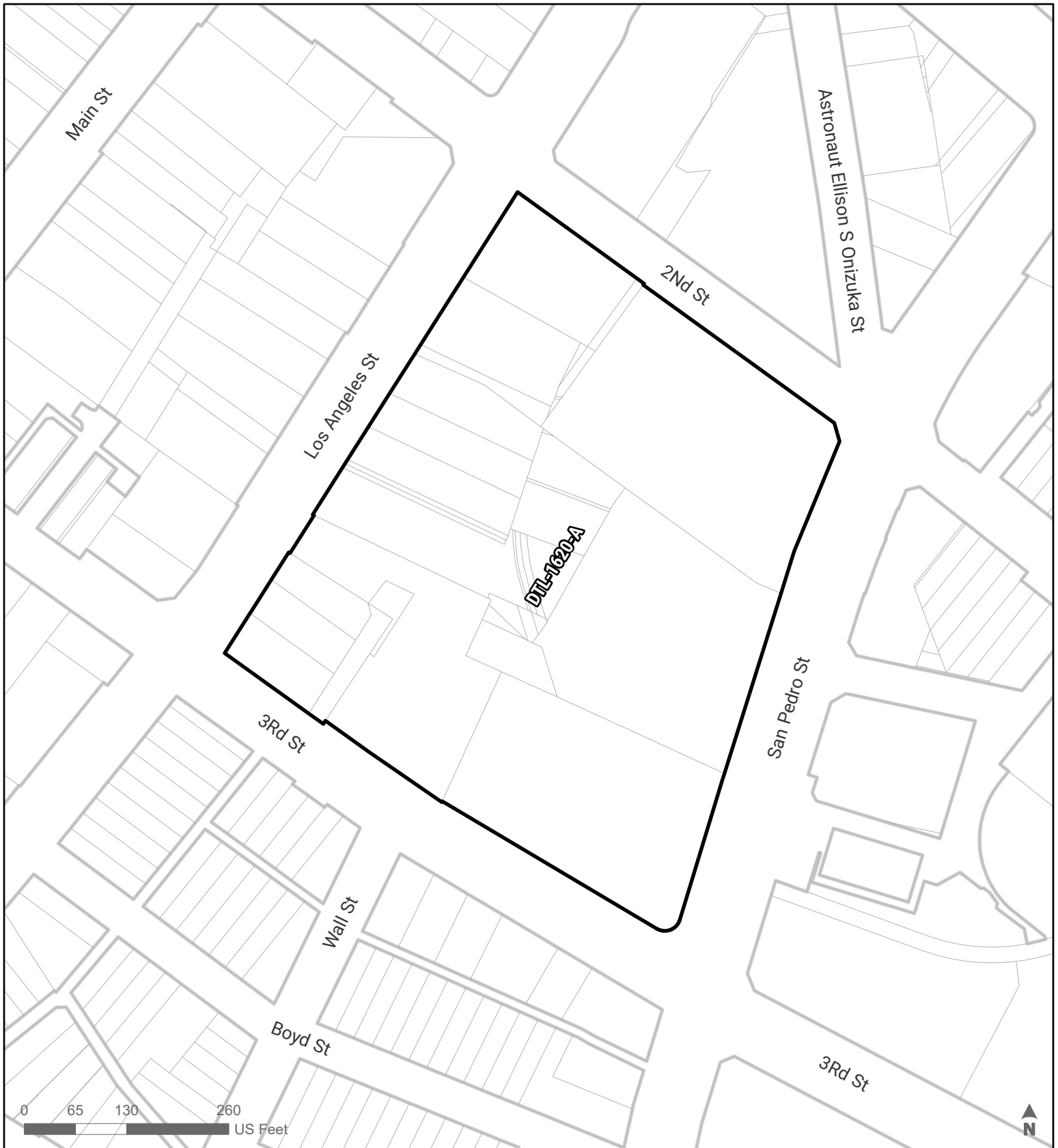
TL / MAR2021

Section:


1610

CPC-1994-0213-CPU

**Downtown
Community Plan Area**



ZONING MAP AMENDMENTS
SUBAREAS
DTL-1620-A

 Building Line Removal

Data Sources: Department of City Planning, Bureau of Engineering

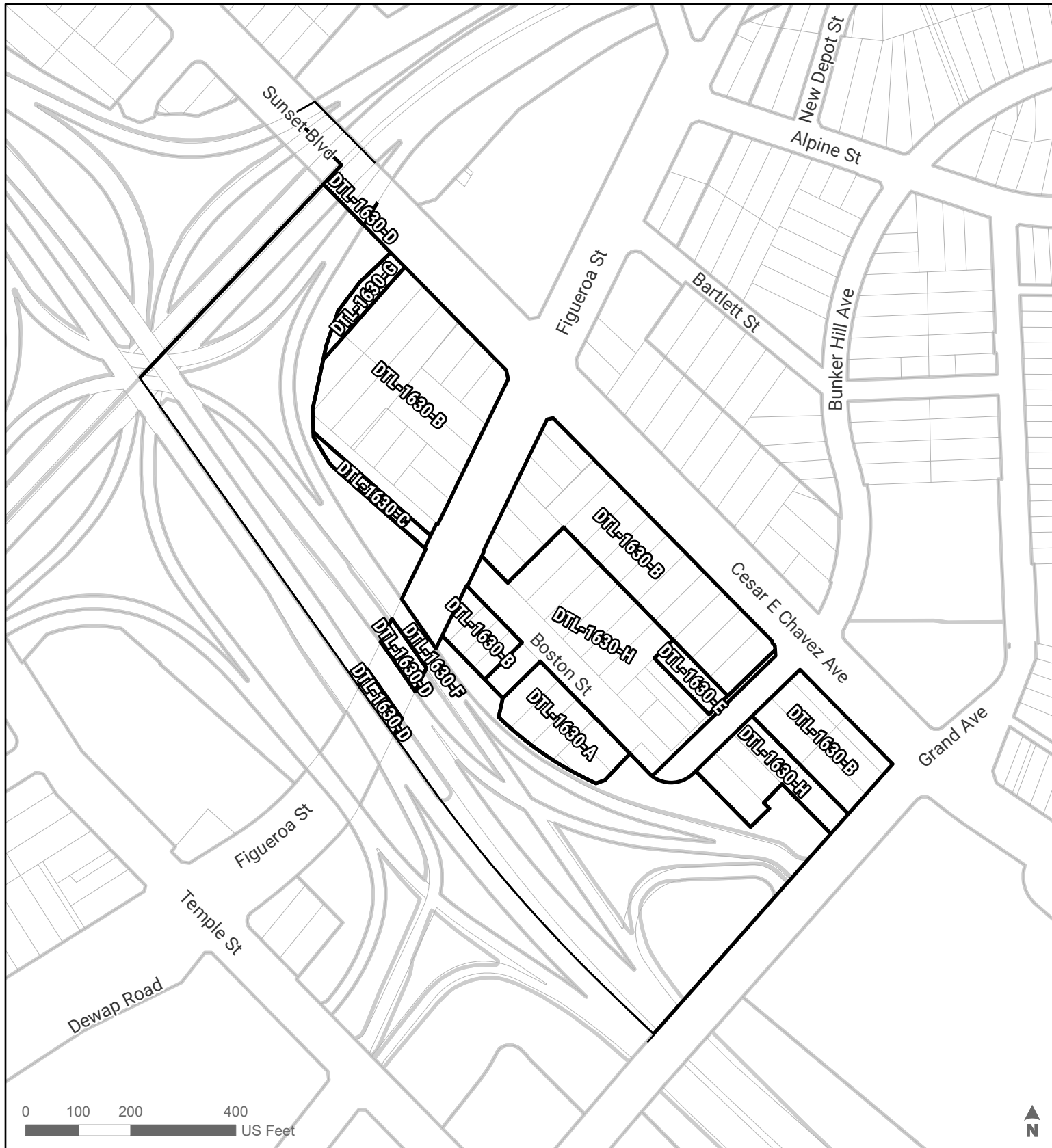
TL / MAR2021

Section:

1620

CPC-1994-0213-CPU


**Downtown
Community Plan Area**



ZONING MAP AMENDMENTS

SUBAREAS

DTL-1630-A, DTL-1630-B, DTL-1630-C, DTL-1630-D, DTL-1630-E, DTL-1630-F,
DTL-1630-G, DTL-1630-H, DTL-1680-C, DTL-2240-C

 Building Line Removal

Data Sources: Department of City Planning, Bureau of Engineering

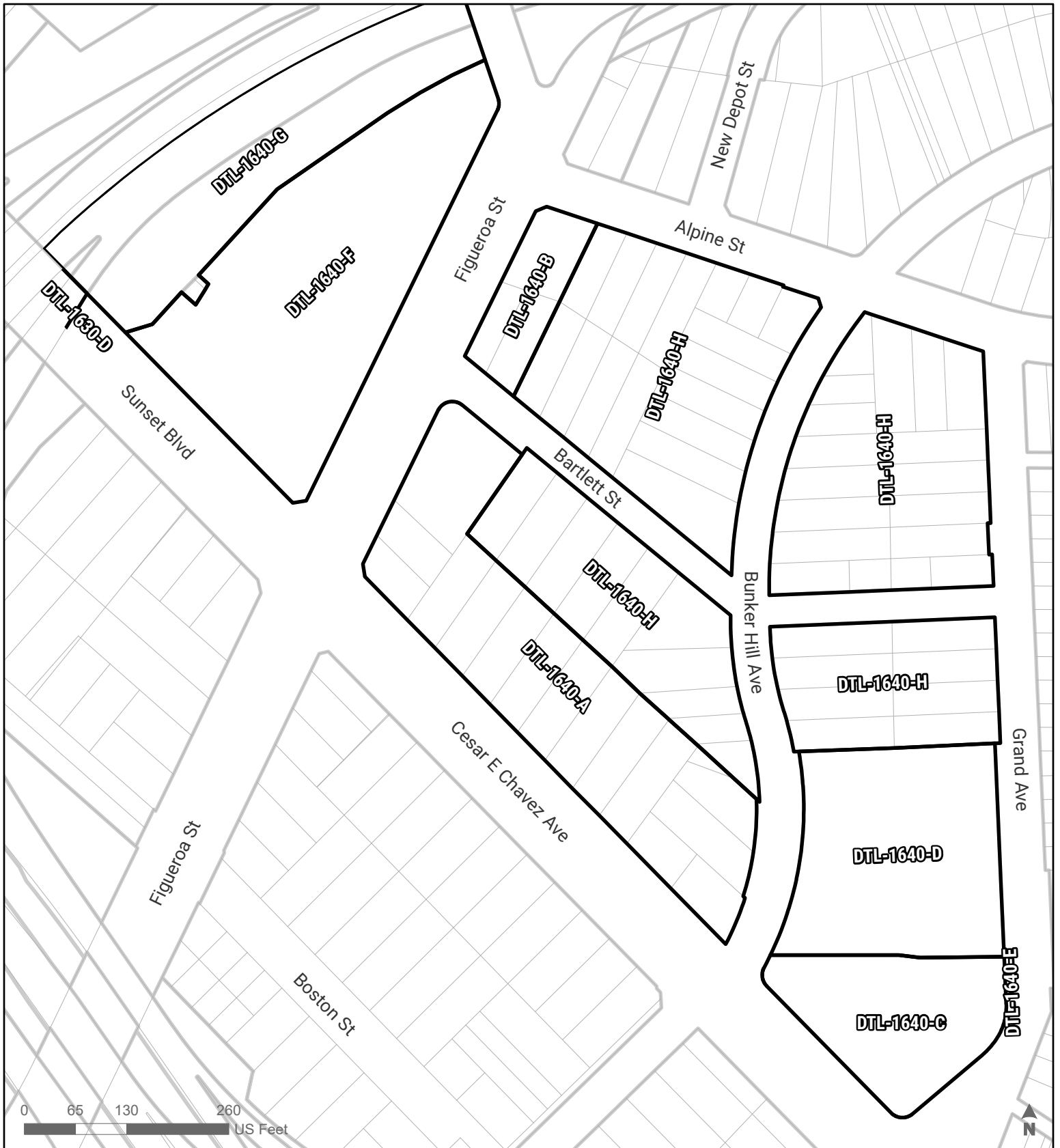
TL / MAR2021

Section:

1630

CPC-1994-0213-CPU


**Downtown
Community Plan Area**



ZONING MAP AMENDMENTS

SUBAREAS

DTL-1630-D, DTL-1640-A, DTL-1640-B, DTL-1640-C, DTL-1640-D, DTL-1640-E,
DTL-1640-F, DTL-1640-G, DTL-1640-H, DTL-2430-E

 Building Line Removal

Data Sources: Department of City Planning, Bureau of Engineering

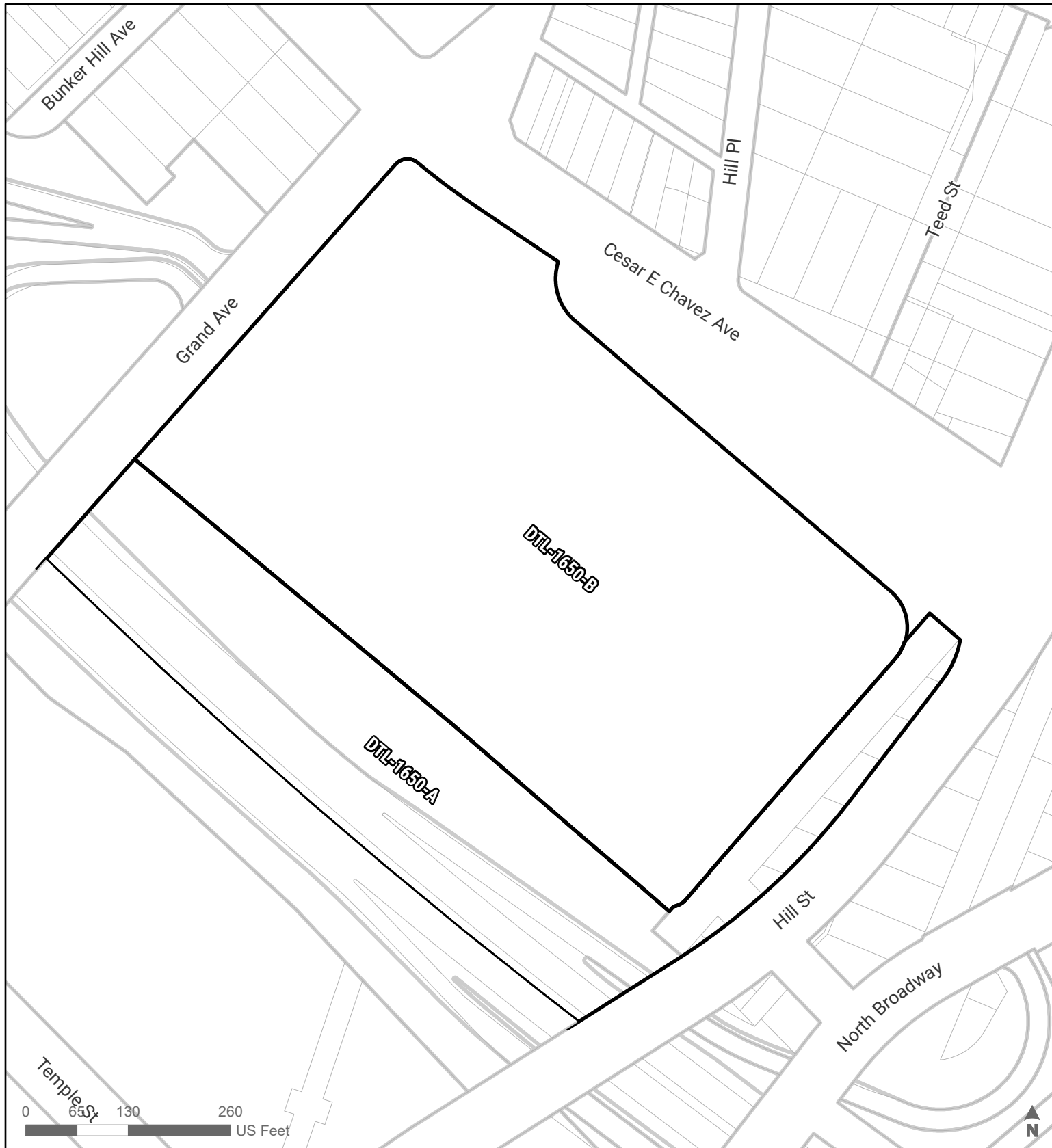
TL / MAR2021

Section:

1640

CPC-1994-0213-CPU

**Downtown
Community Plan Area**



ZONING MAP AMENDMENTS

SUBAREAS

DTL-1650-A, DTL-1650-B, DTL-1690-B

 Building Line Removal

Data Sources: Department of City Planning, Bureau of Engineering

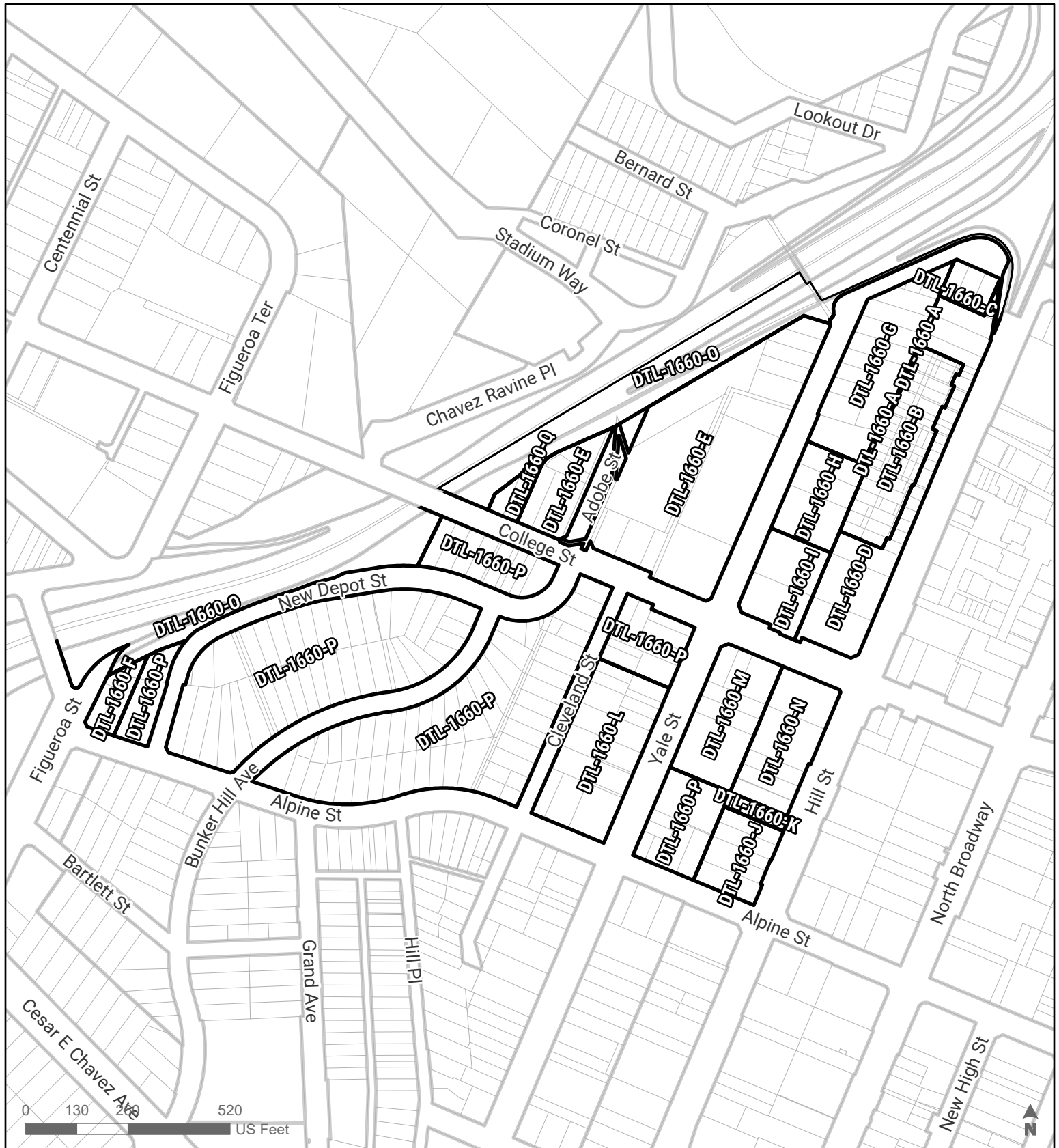
TL / MAR2021

Section:

1650

CPC-1994-0213-CPU


**Downtown
Community Plan Area**



ZONING MAP AMENDMENTS

SUBAREAS

DTL-170-I, DTL-1660-A, DTL-1660-B, DTL-1660-C, DTL-1660-D, DTL-1660-E, DTL-1660-F, DTL-1660-G, DTL-1660-H, DTL-1660-I, DTL-1660-J, DTL-1660-K, DTL-1660-L, DTL-1660-M, DTL-1660-N, DTL-1660-O, DTL-1660-P, DTL-1660-Q, DTL-2420-E

 Building Line Removal

Data Sources: Department of City Planning, Bureau of Engineering

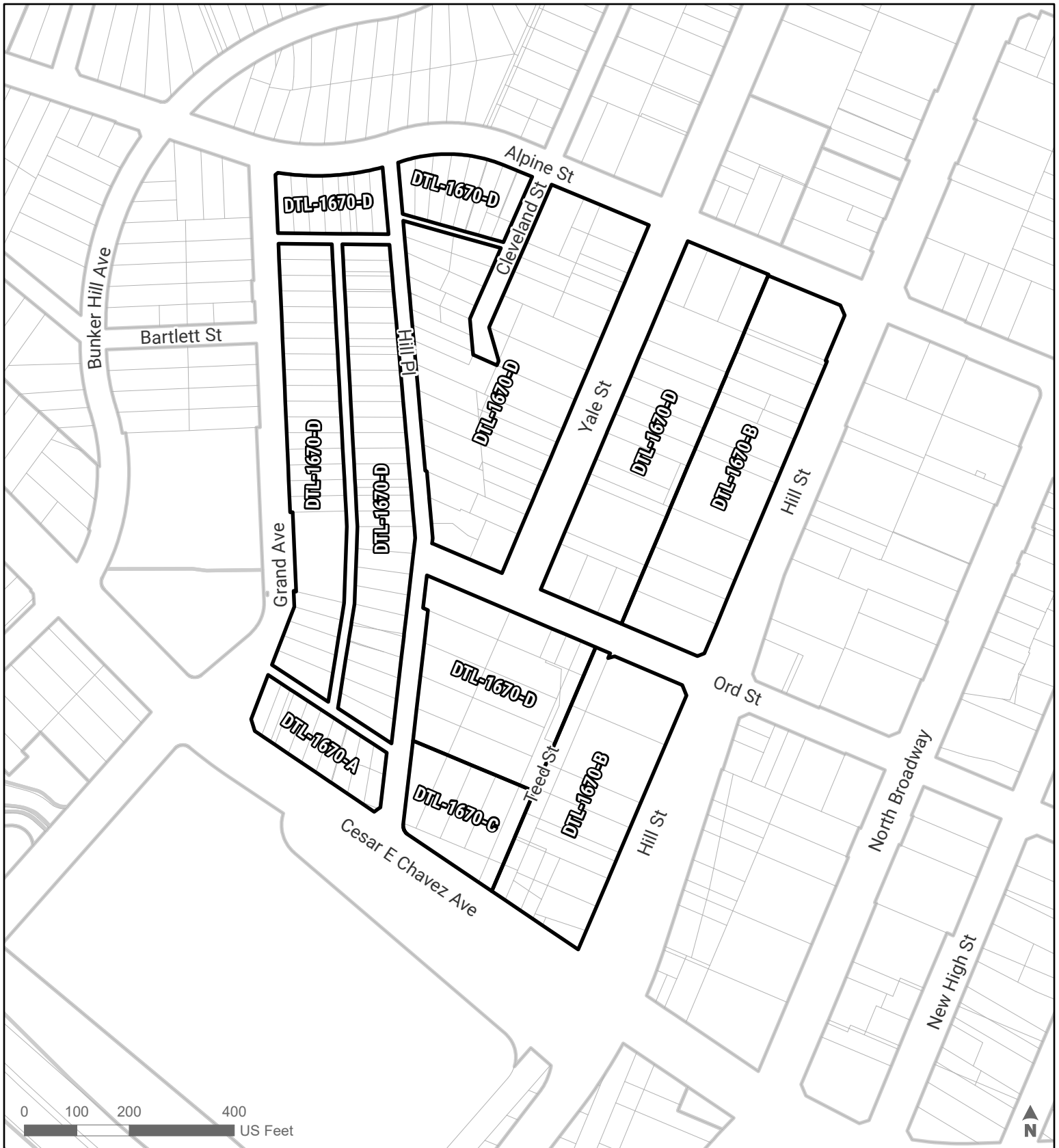
TL / MAR2021

Section:

1660

CPC-1994-0213-CPU

**Downtown
Community Plan Area**



ZONING MAP AMENDMENTS

SUBAREAS

DTL-1670-A, DTL-1670-B, DTL-1670-C, DTL-1670-D

 Building Line Removal

Data Sources: Department of City Planning, Bureau of Engineering

TL / MAR2021

Section:

1670

CPC-1994-0213-CPU

**Downtown
Community Plan Area**



ZONING MAP AMENDMENTS

SUBAREAS

DTL-1630-F, DTL-1680-A, DTL-1680-B, DTL-1680-C, DTL-1680-D, DTL-1790-C,
DTL-2240-B, DTL-2240-C

 Building Line Removal

Data Sources: Department of City Planning, Bureau of Engineering

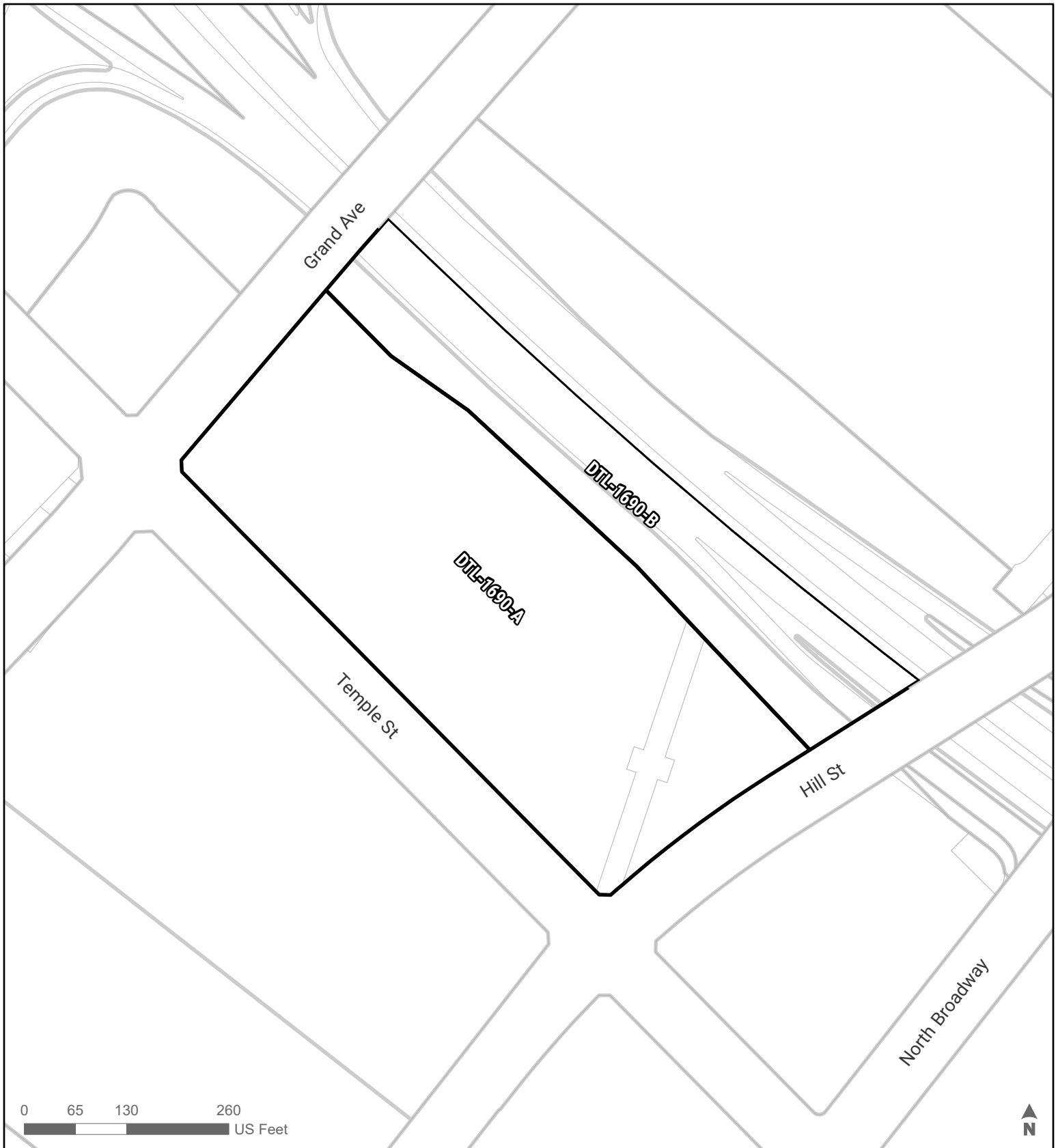
TL / MAR2021

Section:

1680

CPC-1994-0213-CPU

**Downtown
Community Plan Area**



ZONING MAP AMENDMENTS

SUBAREAS

DTL-1650-A, DTL-1690-A, DTL-1690-B

 Building Line Removal

Data Sources: Department of City Planning, Bureau of Engineering

TL / MAR2021

Section:

1690

CPC-1994-0213-CPU


**Downtown
Community Plan Area**



ZONING MAP AMENDMENTS

SUBAREAS

DTL-1700-A, DTL-1700-B, DTL-1700-C, DTL-1700-D, DTL-1700-E

 Building Line Removal

Data Sources: Department of City Planning, Bureau of Engineering

TL / MAR2021

Section:

1700

CPC-1994-0213-CPU

**Downtown
Community Plan Area**



ZONING MAP AMENDMENTS

SUBAREAS

DTL-1710-A, DTL-1710-B, DTL-1710-C, DTL-2310-H

 Building Line Removal

Data Sources: Department of City Planning, Bureau of Engineering


TL / MAR2021

Section:

1710

CPC-1994-0213-CPU

**Downtown
Community Plan Area**



ZONING MAP AMENDMENTS

SUBAREAS

DTL-1720-A, DTL-1720-B, DTL-2310-H



Building Line Removal

Data Sources: Department of City Planning, Bureau of Engineering

TL / MAR2021

Section:

1720

CPC-1994-0213-CPU

**Downtown
Community Plan Area**



ZONING MAP AMENDMENTS

SUBAREAS

DTL-1730-A, DTL-1730-B, DTL-1730-C

 Building Line Removal

Data Sources: Department of City Planning, Bureau of Engineering

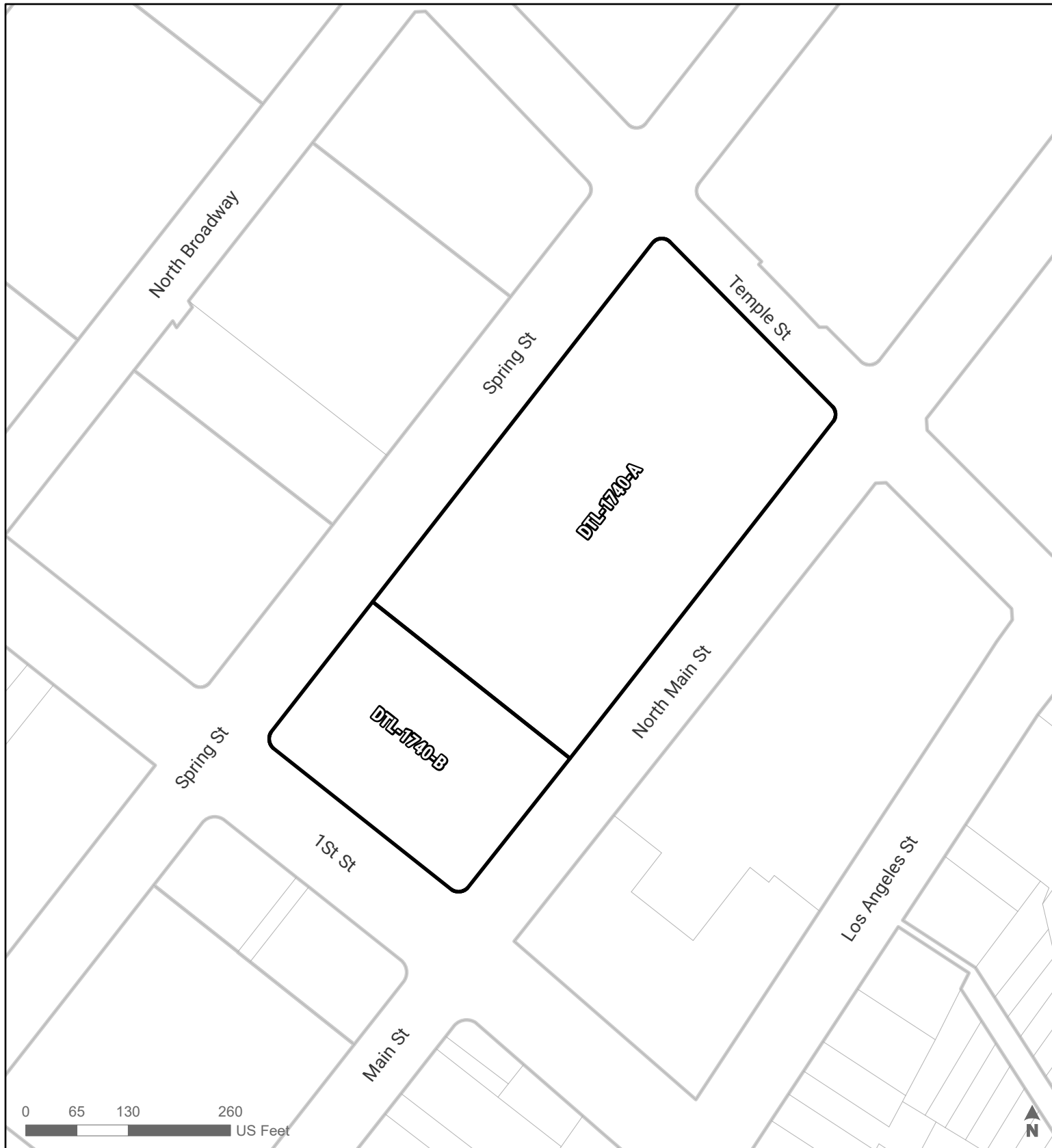
TL / MAR2021

Section:

1730

CPC-1994-0213-CPU

**Downtown
Community Plan Area**



ZONING MAP AMENDMENTS

SUBAREAS

DTL-1740-A, DTL-1740-B

 Building Line Removal

Data Sources: Department of City Planning, Bureau of Engineering

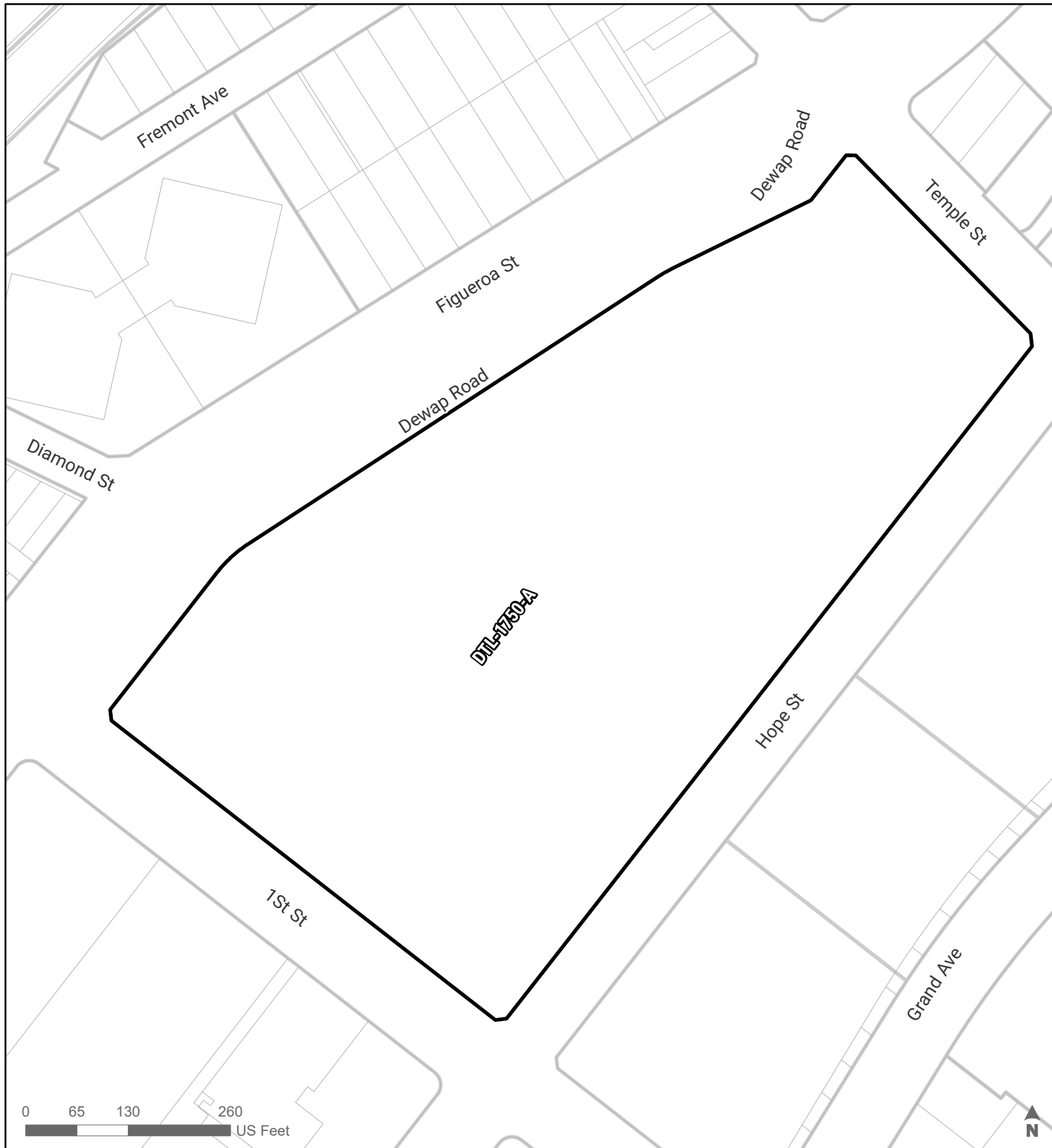
TL / MAR2021

Section:

1740

CPC-1994-0213-CPU

**Downtown
Community Plan Area**



ZONING MAP AMENDMENTS

SUBAREAS

DTL-1750-A

 Building Line Removal

Data Sources: Department of City Planning, Bureau of Engineering

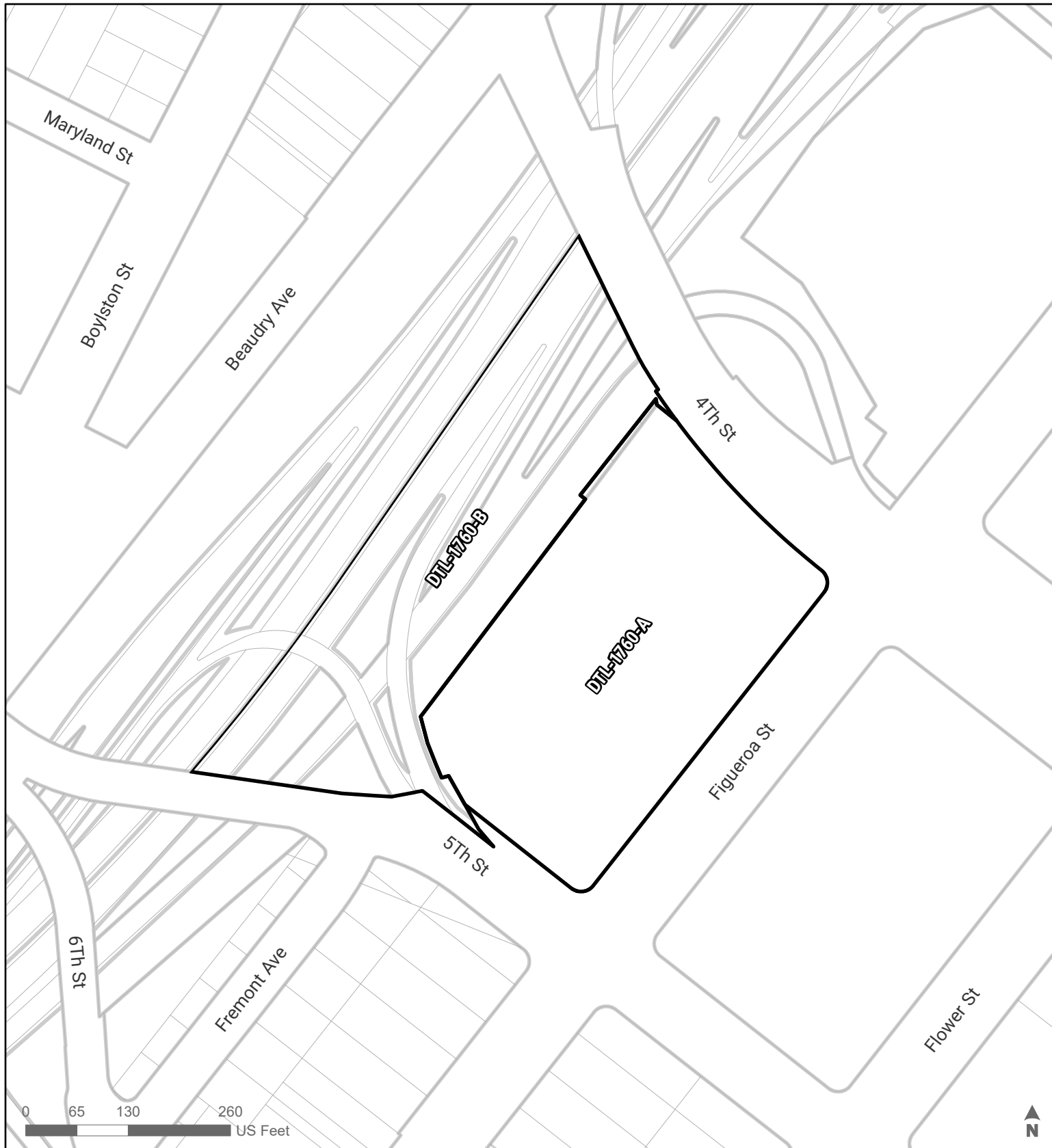
TL / MAR2021

Section:

1750

CPC-1994-0213-CPU

**Downtown
Community Plan Area**



ZONING MAP AMENDMENTS

SUBAREAS

DTL-1760-A, DTL-1760-B

 Building Line Removal

Data Sources: Department of City Planning, Bureau of Engineering

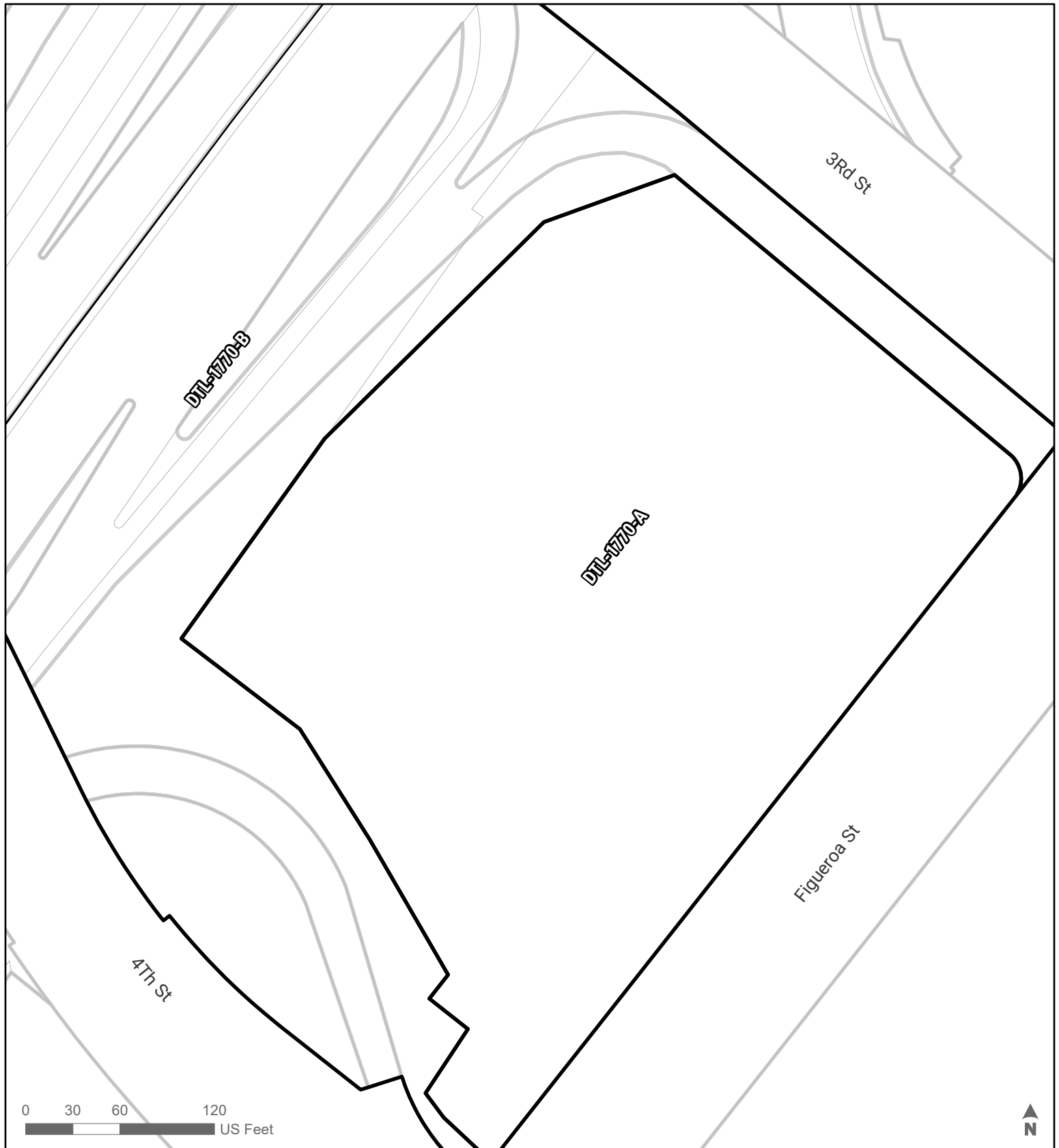
TL / MAR2021

Section:

1760

CPC-1994-0213-CPU


**Downtown
Community Plan Area**



ZONING MAP AMENDMENTS

SUBAREAS

DTL-1770-A, DTL-1770-B

 Building Line Removal

Data Sources: Department of City Planning, Bureau of Engineering

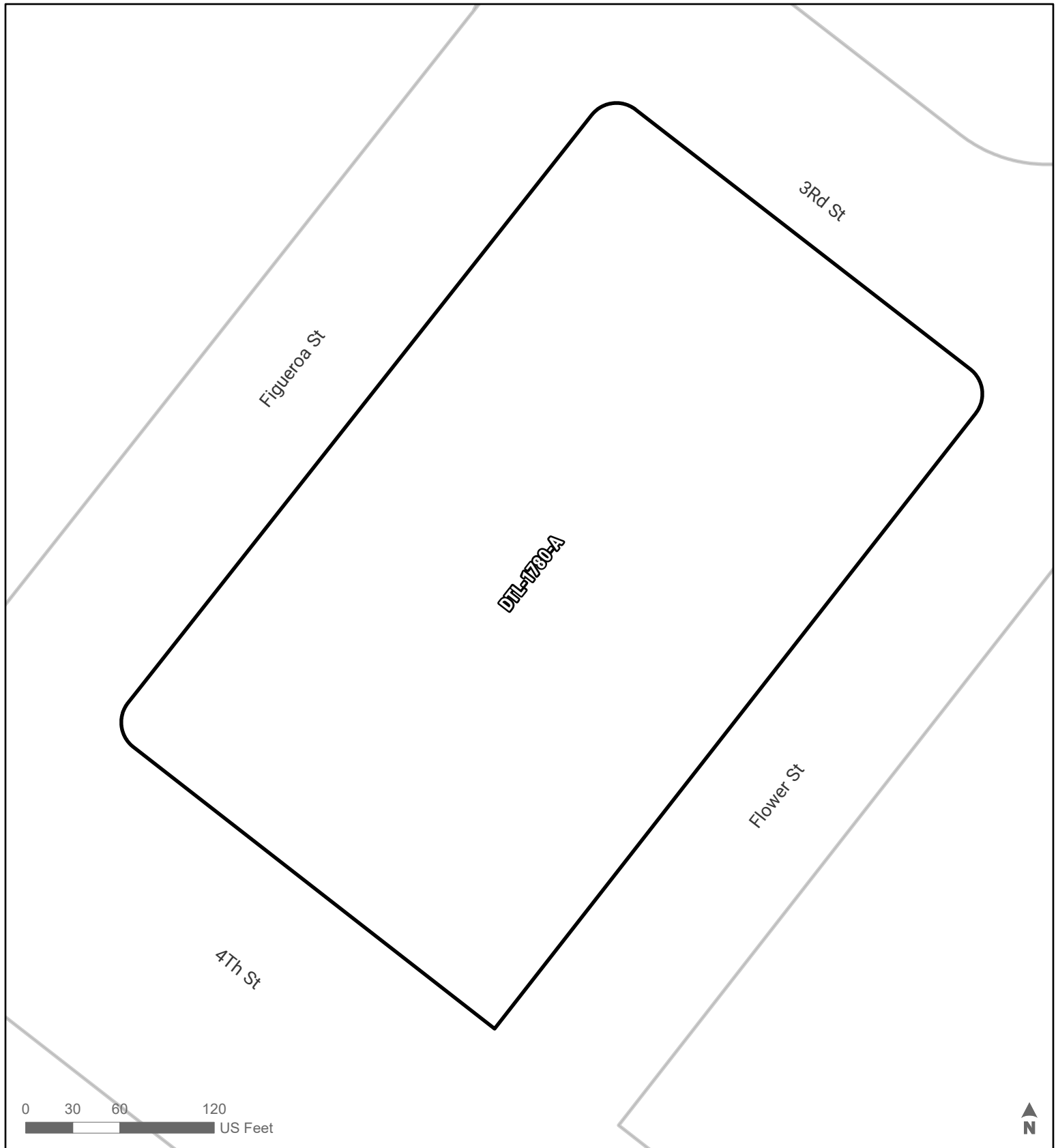
TL / MAR2021

Section:

1770

CPC-1994-0213-CPU

**Downtown
Community Plan Area**



ZONING MAP AMENDMENTS
SUBAREAS
DTL-1780-A



Building Line Removal

Data Sources: Department of City Planning, Bureau of Engineering

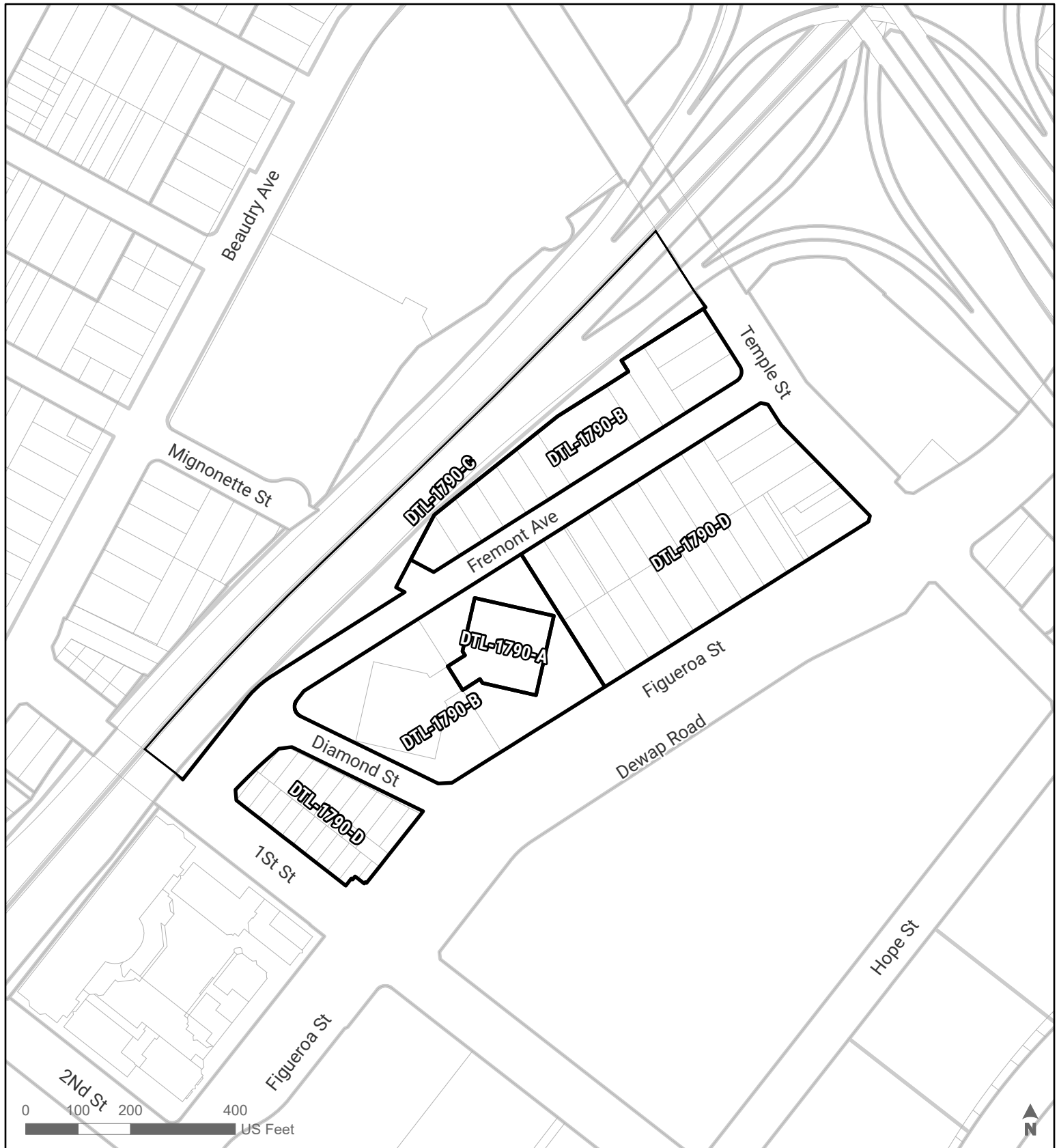
TL / MAR2021

Section:

1780

CPC-1994-0213-CPU

**Downtown
Community Plan Area**



ZONING MAP AMENDMENTS

SUBAREAS

DTL-1680-B, DTL-1680-C, DTL-1790-A, DTL-1790-B, DTL-1790-C, DTL-1790-D,
DTL-2070-B

 Building Line Removal

Data Sources: Department of City Planning, Bureau of Engineering

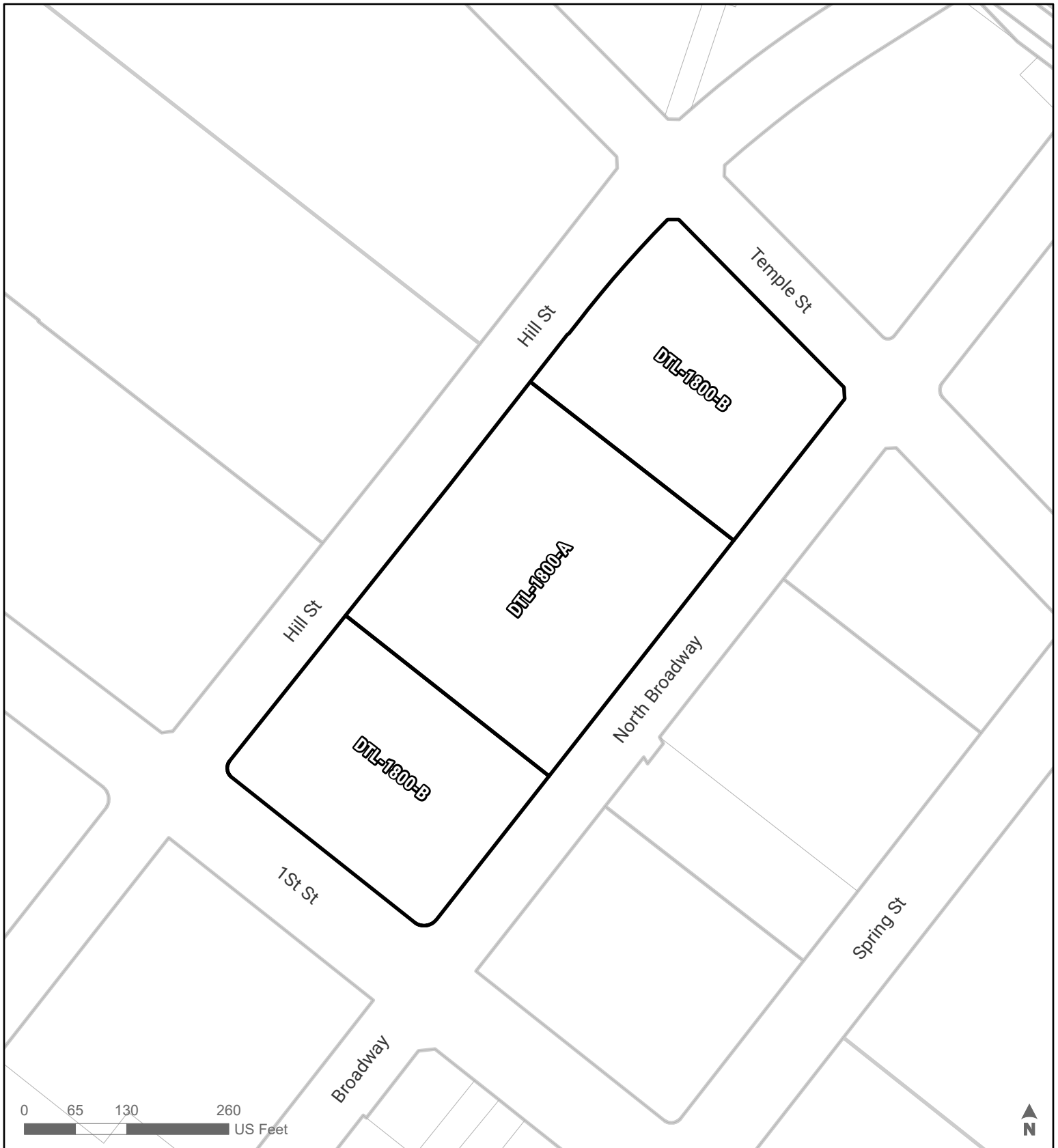
TL / MAR2021

Section:

1790

CPC-1994-0213-CPU

**Downtown
Community Plan Area**



ZONING MAP AMENDMENTS

SUBAREAS

DTL-1800-A, DTL-1800-B



Building Line Removal

Data Sources: Department of City Planning, Bureau of Engineering

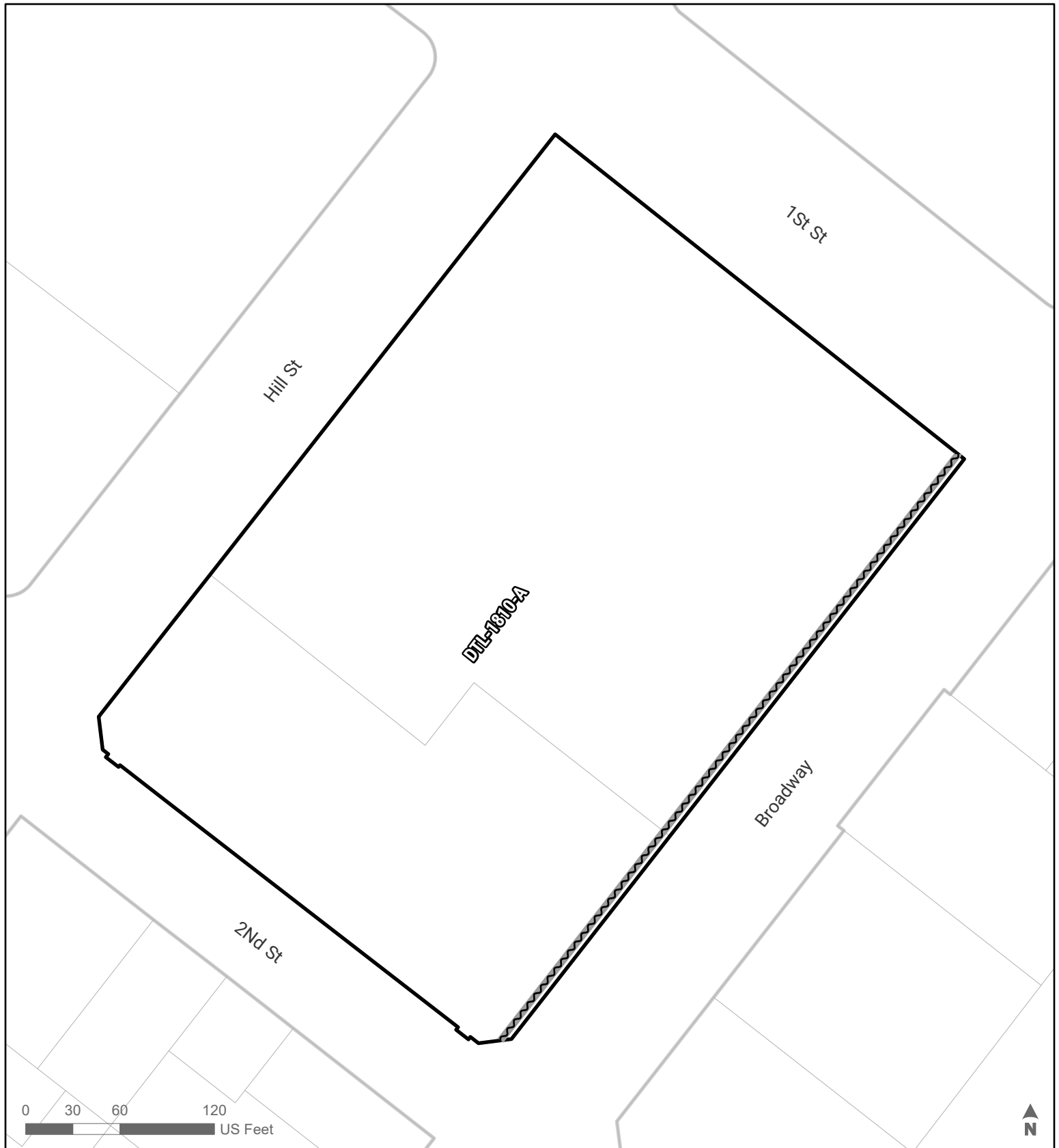
TL / MAR2021

Section:


1800

CPC-1994-0213-CPU

**Downtown
Community Plan Area**



ZONING MAP AMENDMENTS
SUBAREAS
 DTL-1810-A

 Building Line Removal

Data Sources: Department of City Planning, Bureau of Engineering

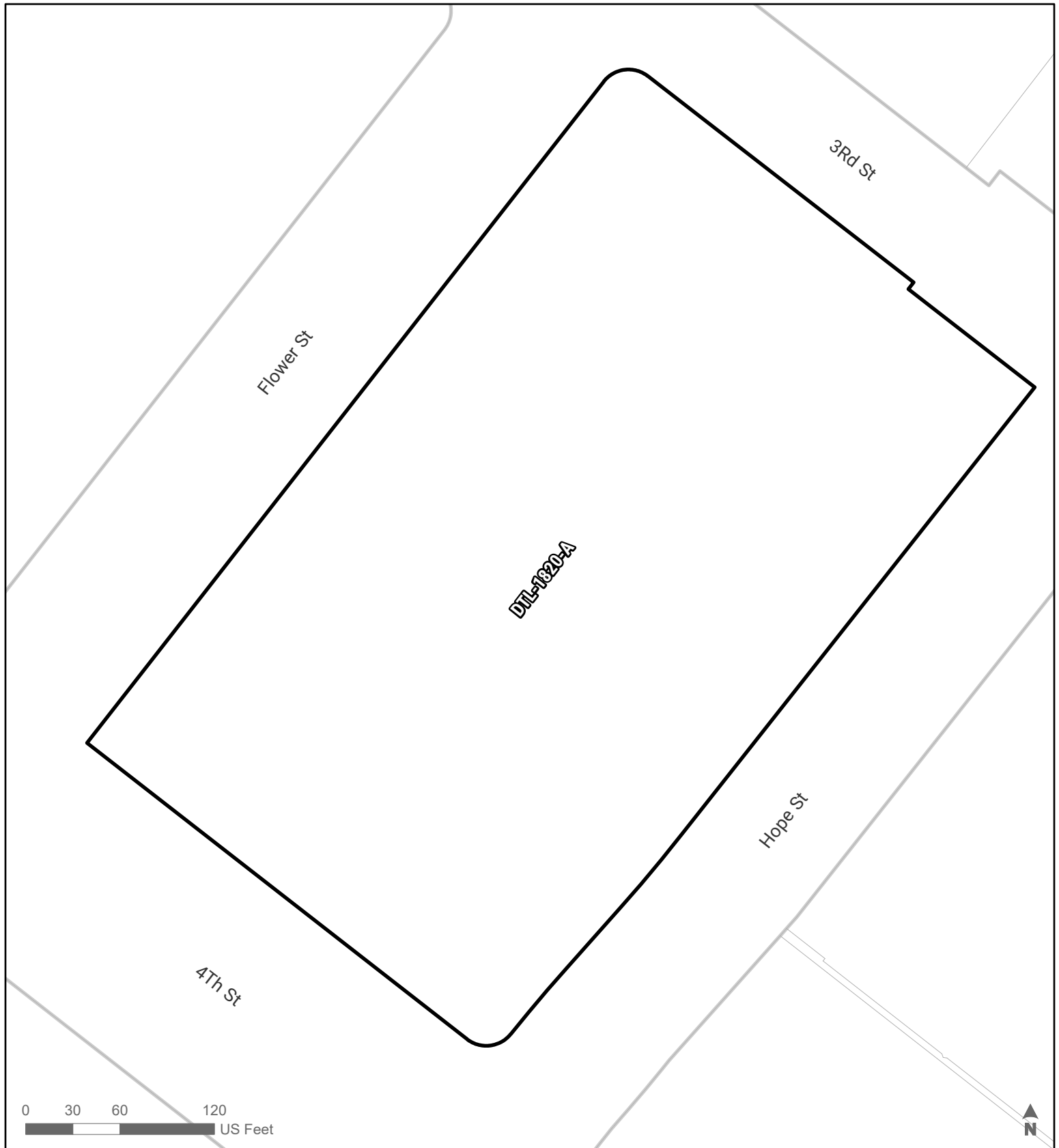
TL / MAR2021

Section:


1810

CPC-1994-0213-CPU

**Downtown
 Community Plan Area**



ZONING MAP AMENDMENTS
SUBAREAS
DTL-1820-A

 Building Line Removal

Data Sources: Department of City Planning, Bureau of Engineering

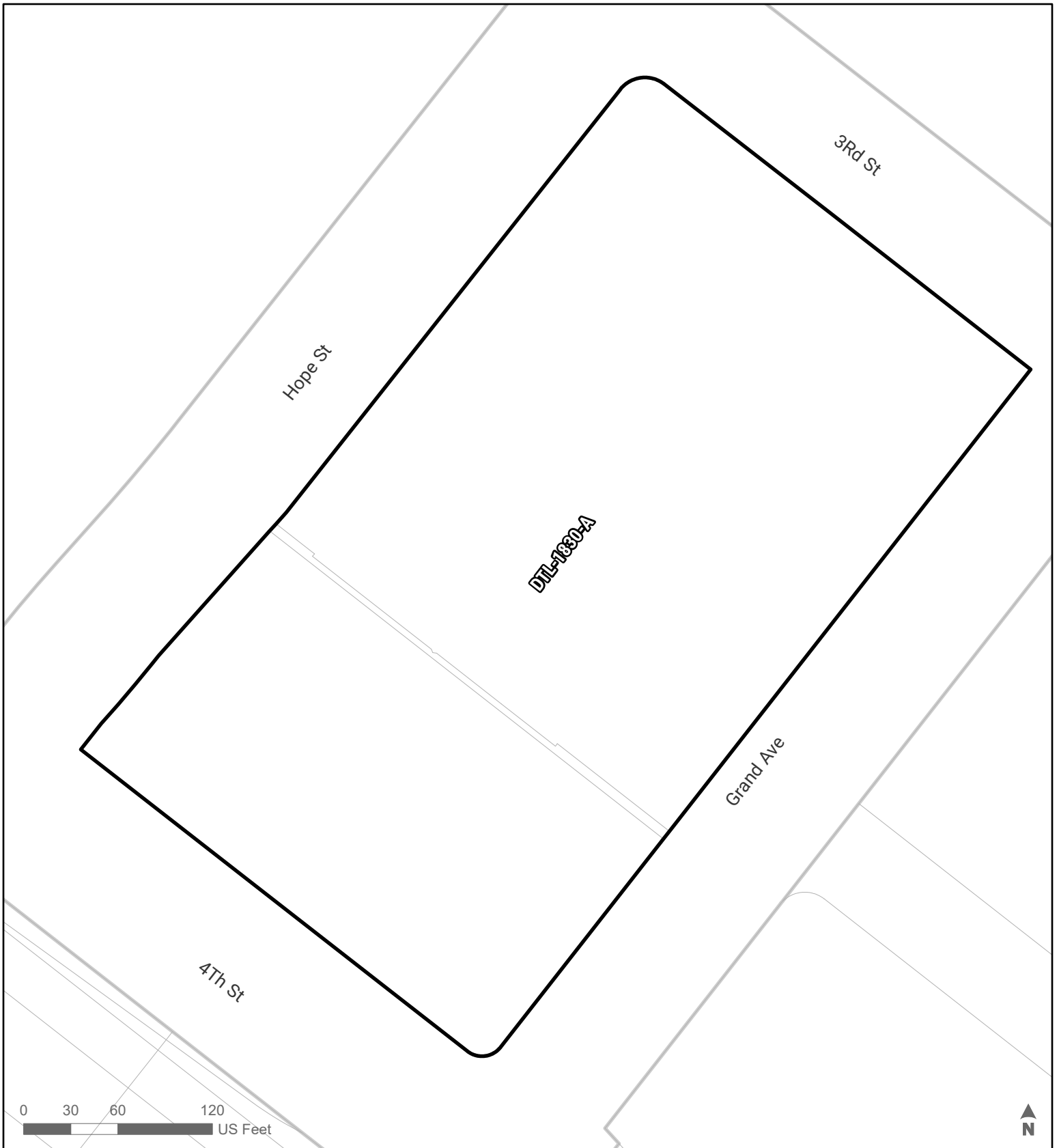
TL / MAR2021

Section:


1820

CPC-1994-0213-CPU

**Downtown
Community Plan Area**



ZONING MAP AMENDMENTS
SUBAREAS
DTL-1830-A

 Building Line Removal

Data Sources: Department of City Planning, Bureau of Engineering

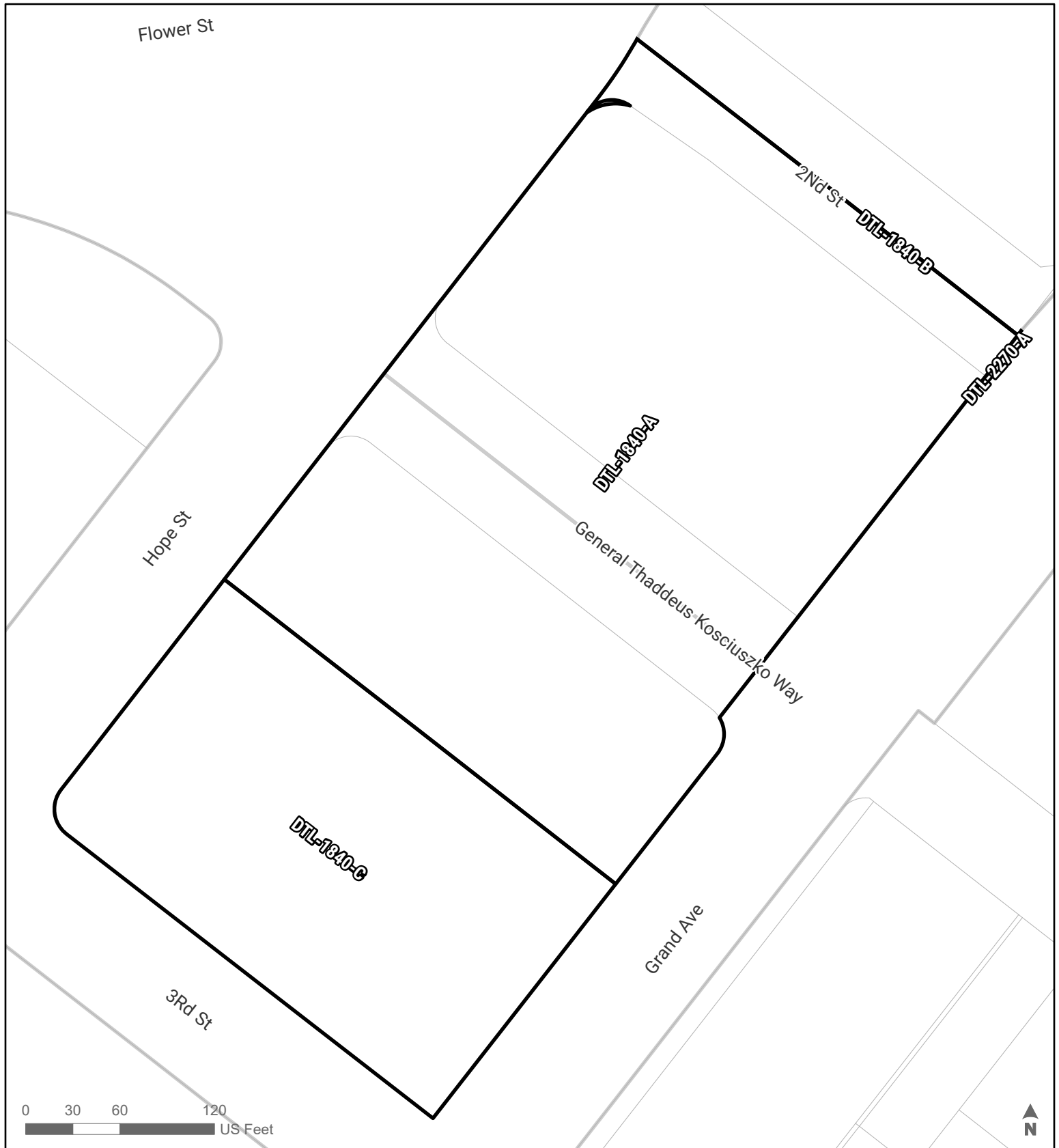
TL / MAR2021

Section:

1830

CPC-1994-0213-CPU

**Downtown
Community Plan Area**



ZONING MAP AMENDMENTS

SUBAREAS

DTL-1840-A, DTL-1840-B, DTL-1840-C, DTL-2270-A

 Building Line Removal

Data Sources: Department of City Planning, Bureau of Engineering

TL / MAR2021

Section:

1840

CPC-1994-0213-CPU

**Downtown
Community Plan Area**



ZONING MAP AMENDMENTS

SUBAREAS

DTL-1850-A, DTL-1850-B, DTL-1900-A

 Building Line Removal

Data Sources: Department of City Planning, Bureau of Engineering

TL / MAR2021

Section:

1850

CPC-1994-0213-CPU


**Downtown
Community Plan Area**



ZONING MAP AMENDMENTS

SUBAREAS

DTL-1860-A, DTL-1860-B

 Building Line Removal

Data Sources: Department of City Planning, Bureau of Engineering

TL / MAR2021

Section:


1860

CPC-1994-0213-CPU

**Downtown
Community Plan Area**



ZONING MAP AMENDMENTS
SUBAREAS
DTL-1870-A

 Building Line Removal

Data Sources: Department of City Planning, Bureau of Engineering

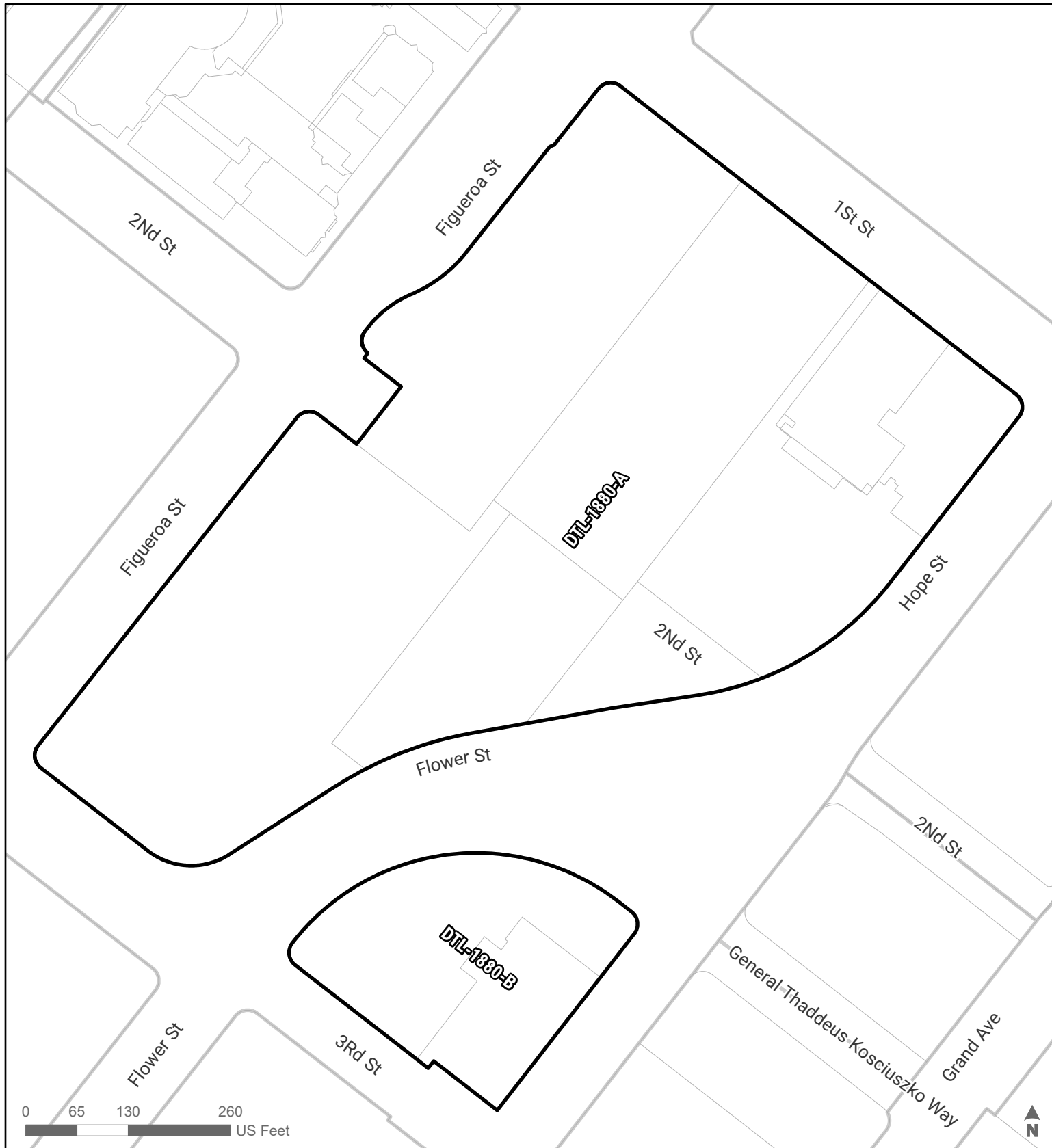
TL / MAR2021

Section:

1870

CPC-1994-0213-CPU

**Downtown
Community Plan Area**



ZONING MAP AMENDMENTS

SUBAREAS

DTL-1880-A, DTL-1880-B

 Building Line Removal

Data Sources: Department of City Planning, Bureau of Engineering

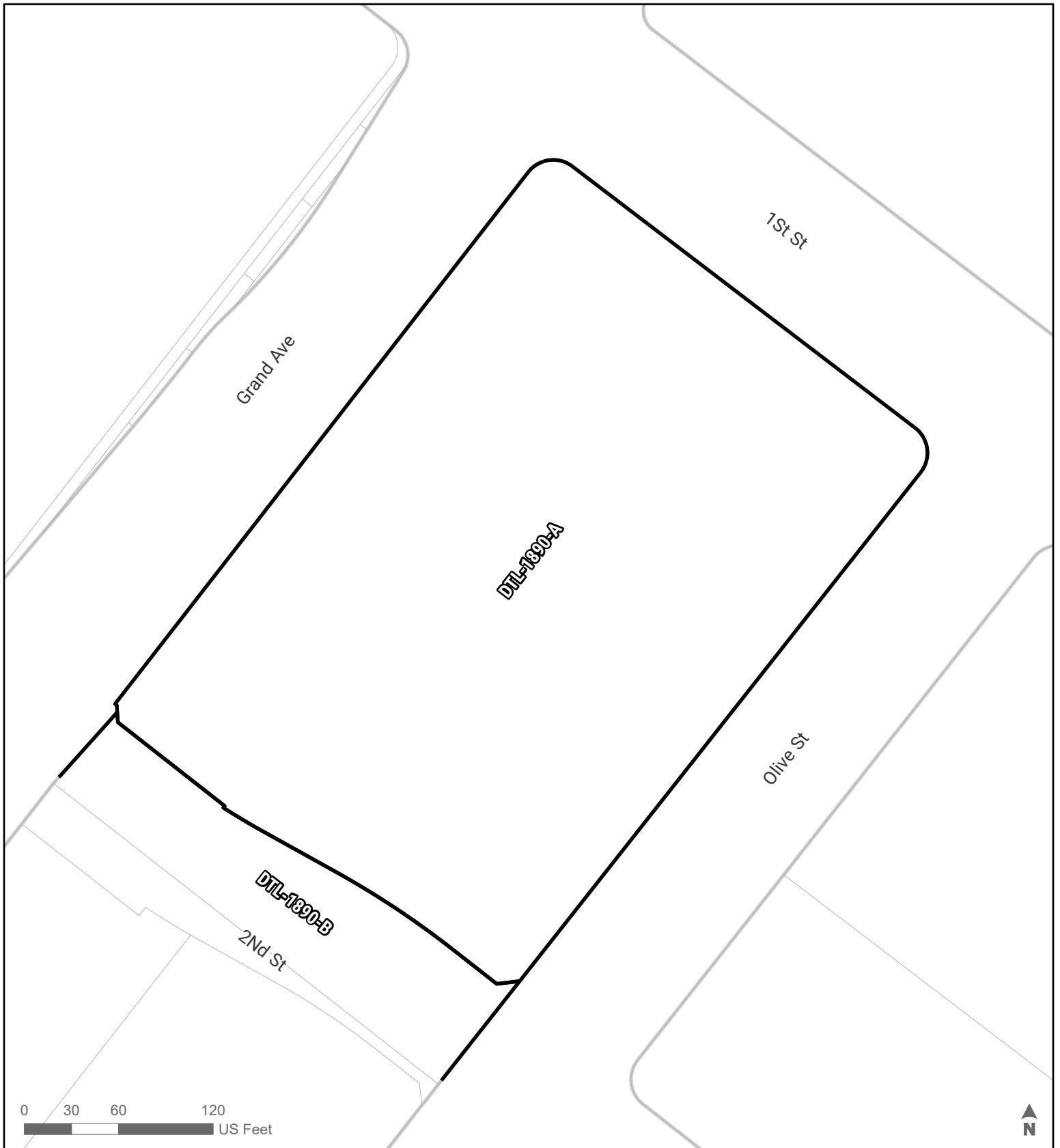
TL / MAR2021

Section:

1880

CPC-1994-0213-CPU

**Downtown
Community Plan Area**



ZONING MAP AMENDMENTS

SUBAREAS

DTL-1890-A, DTL-1890-B

 Building Line Removal

Data Sources: Department of City Planning, Bureau of Engineering

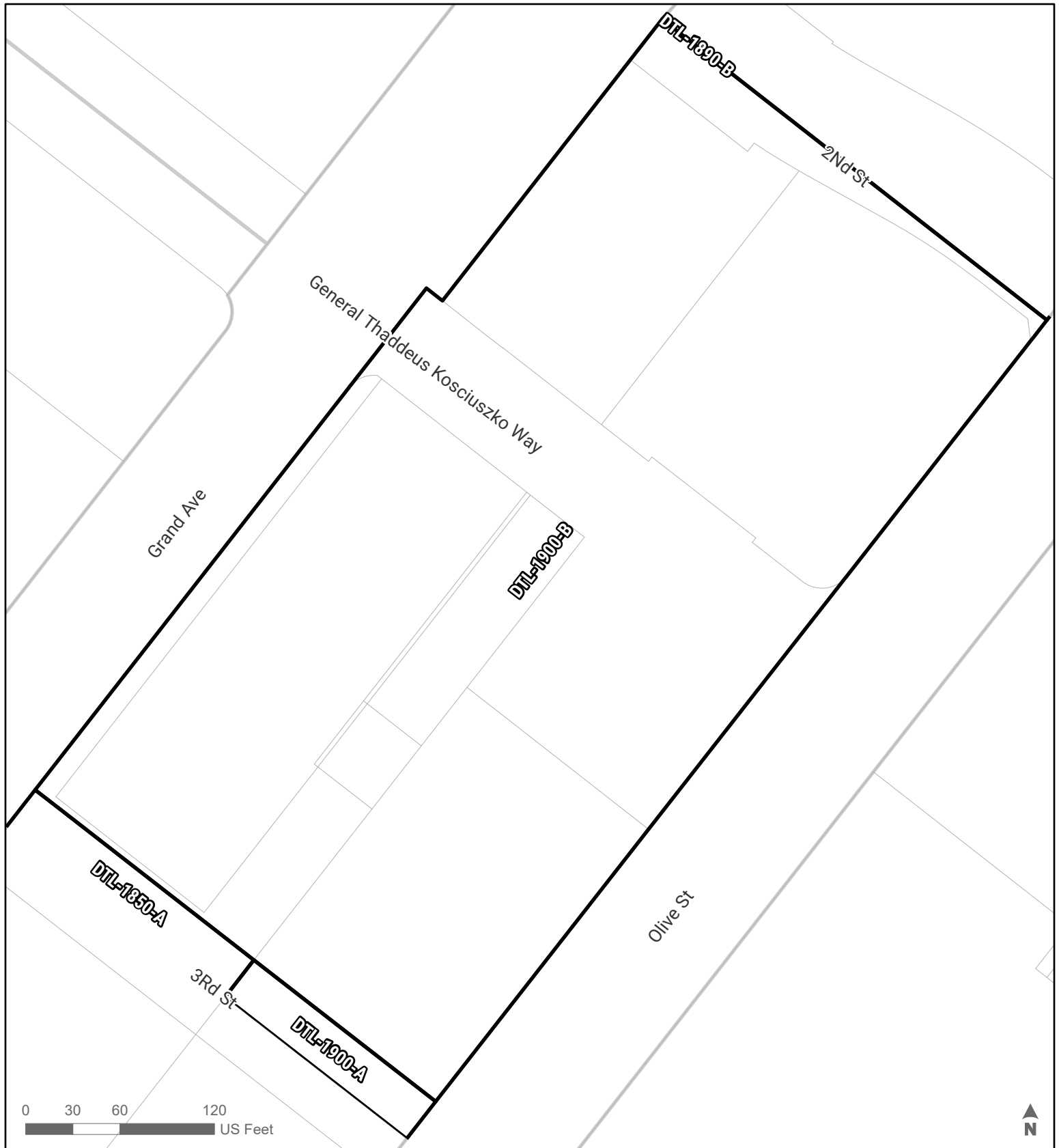
TL / MAR2021

Section:

1890

CPC-1994-0213-CPU

**Downtown
Community Plan Area**



ZONING MAP AMENDMENTS

SUBAREAS

DTL-1850-A, DTL-1890-B, DTL-1900-A, DTL-1900-B

 Building Line Removal

Data Sources: Department of City Planning, Bureau of Engineering

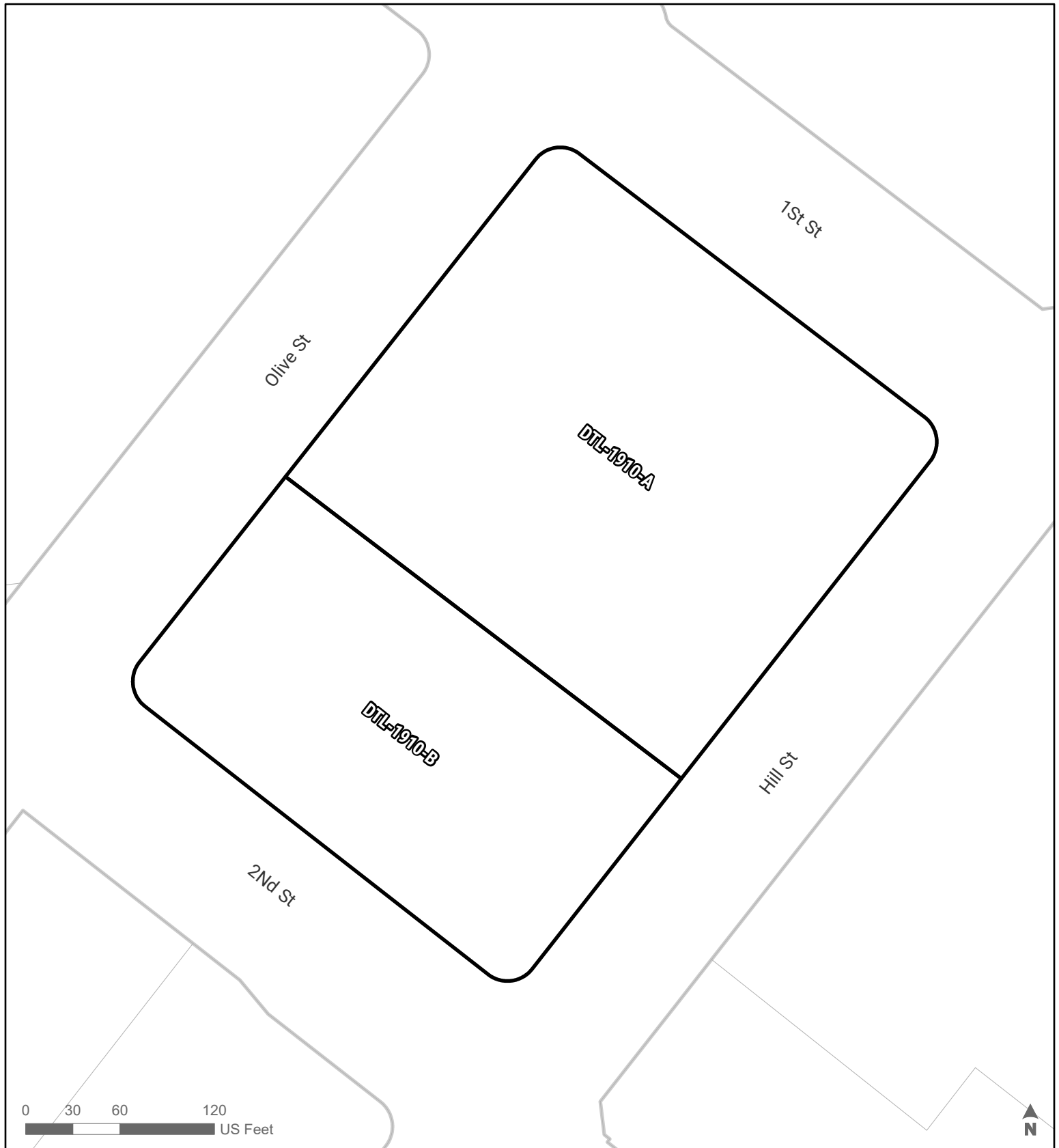
TL / MAR2021

Section:

1900

CPC-1994-0213-CPU


**Downtown
Community Plan Area**



ZONING MAP AMENDMENTS

SUBAREAS

DTL-1910-A, DTL-1910-B

 Building Line Removal

Data Sources: Department of City Planning, Bureau of Engineering

TL / MAR2021

Section:

1910

CPC-1994-0213-CPU


**Downtown
Community Plan Area**



ZONING MAP AMENDMENTS

SUBAREAS

DTL-1920-A, DTL-1920-B

 Building Line Removal

Data Sources: Department of City Planning, Bureau of Engineering

TL / MAR2021

Section:

1920

CPC-1994-0213-CPU

**Downtown
Community Plan Area**



ZONING MAP AMENDMENTS

SUBAREAS

DTL-1930-A, DTL-1930-B, DTL-1930-C, DTL-1930-D, DTL-1930-E, DTL-1930-F

 Building Line Removal

Data Sources: Department of City Planning, Bureau of Engineering

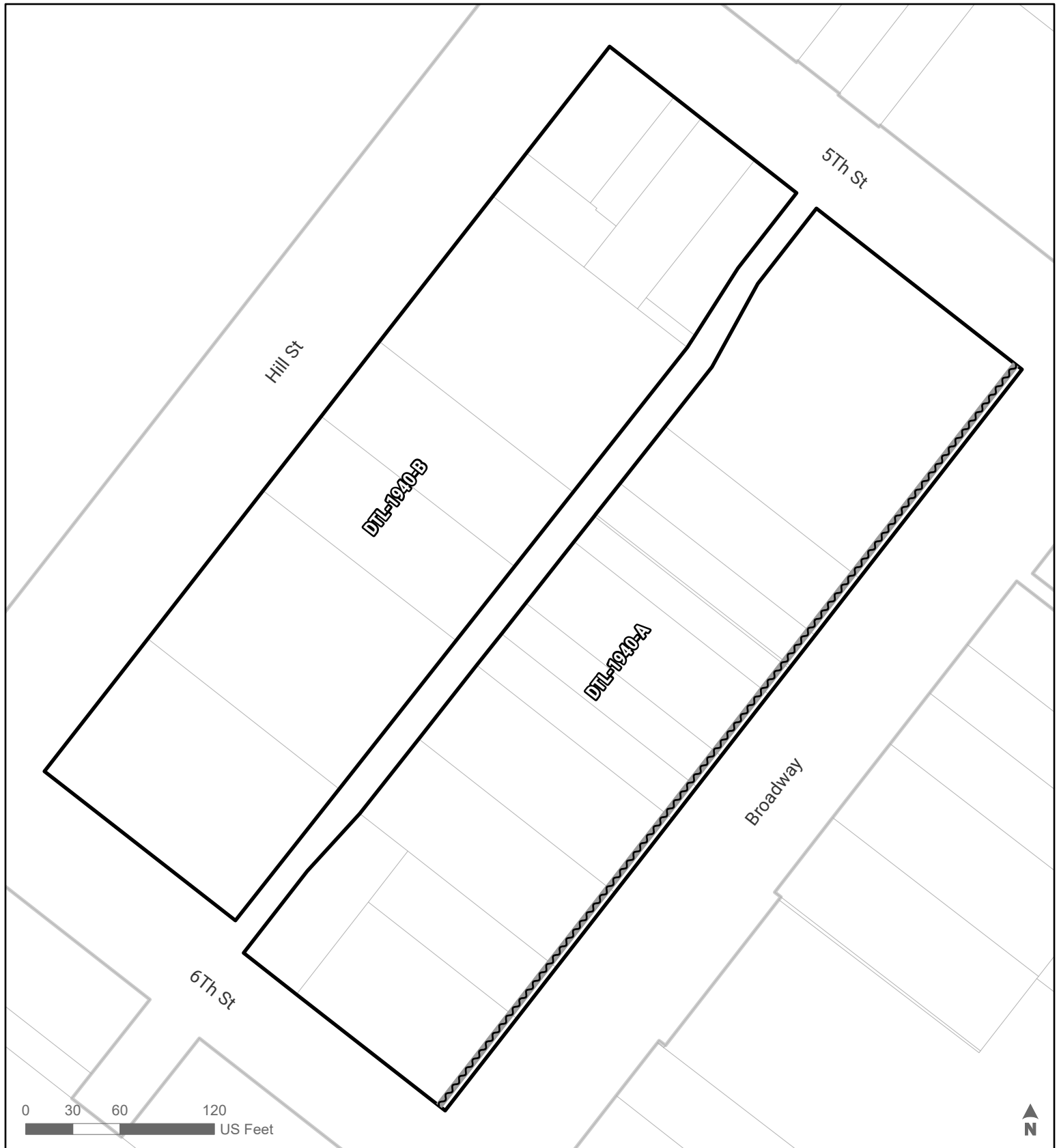
TL / MAR2021

Section:

1930

CPC-1994-0213-CPU


**Downtown
Community Plan Area**



ZONING MAP AMENDMENTS

SUBAREAS

DTL-1940-A, DTL-1940-B

 Building Line Removal

Data Sources: Department of City Planning, Bureau of Engineering

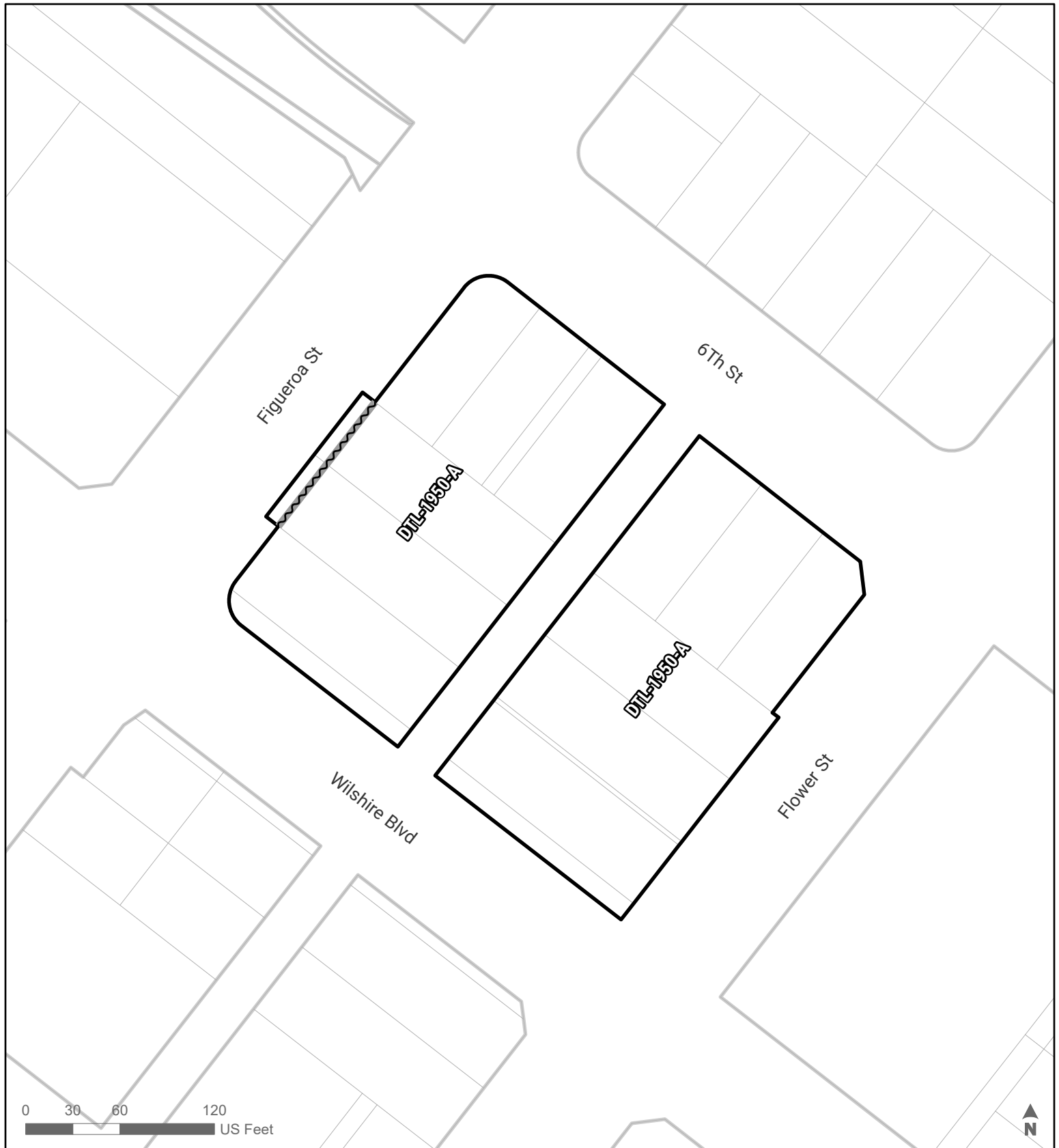
TL / MAR2021

Section:


1940

CPC-1994-0213-CPU

**Downtown
Community Plan Area**



ZONING MAP AMENDMENTS
SUBAREAS
 DTL-1950-A

 Building Line Removal

Data Sources: Department of City Planning, Bureau of Engineering

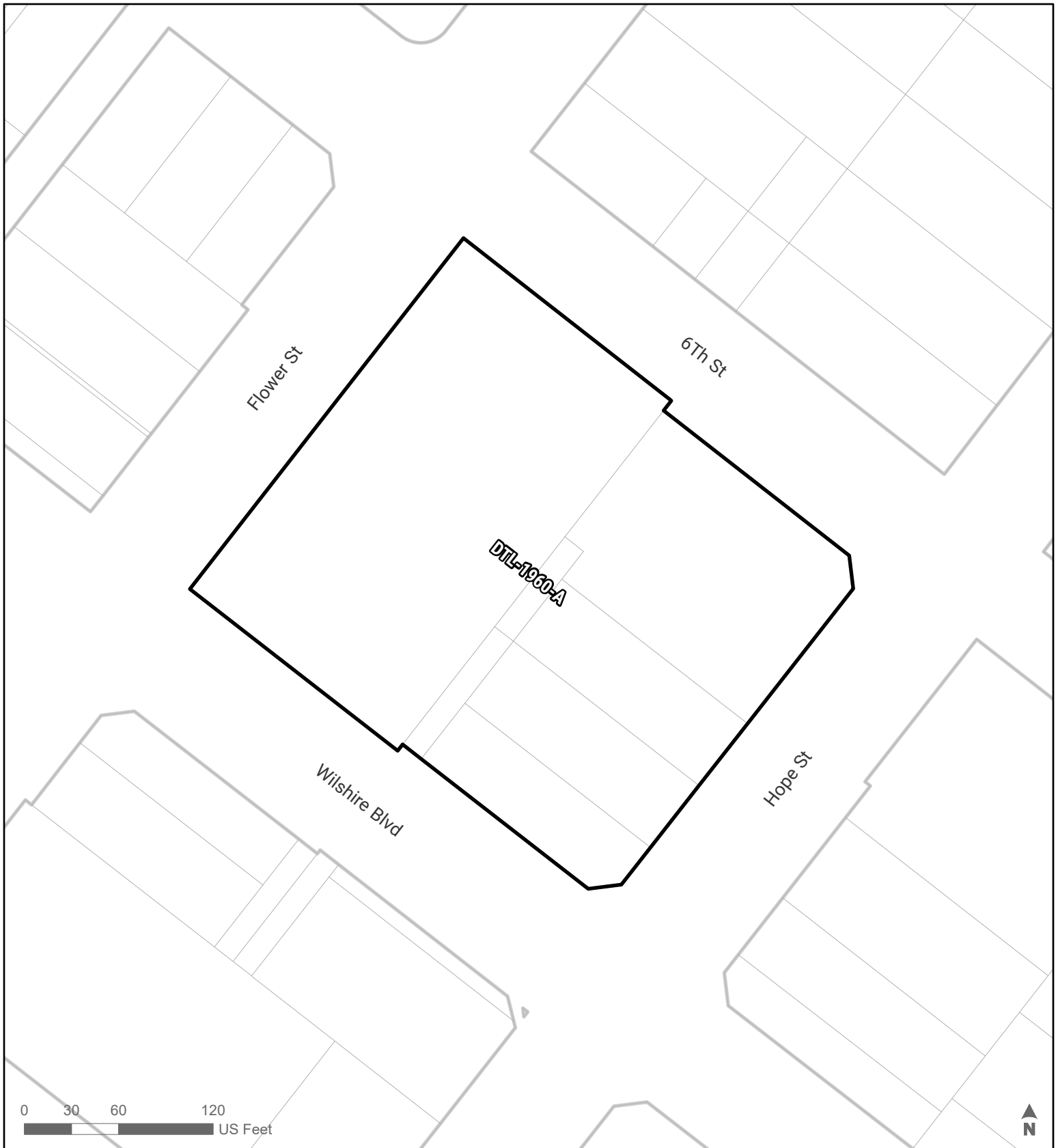
TL / MAR2021

Section:


1950

CPC-1994-0213-CPU

**Downtown
 Community Plan Area**



ZONING MAP AMENDMENTS
SUBAREAS
DTL-1960-A

 Building Line Removal

Data Sources: Department of City Planning, Bureau of Engineering

TL / MAR2021

Section:


1960

CPC-1994-0213-CPU

**Downtown
Community Plan Area**



ZONING MAP AMENDMENTS
SUBAREAS
DTL-1970-A

 Building Line Removal

Data Sources: Department of City Planning, Bureau of Engineering

TL / MAR2021

Section:

1970

CPC-1994-0213-CPU

**Downtown
Community Plan Area**



ZONING MAP AMENDMENTS

SUBAREAS

DTL-1980-A, DTL-1980-B

 Building Line Removal

Data Sources: Department of City Planning, Bureau of Engineering

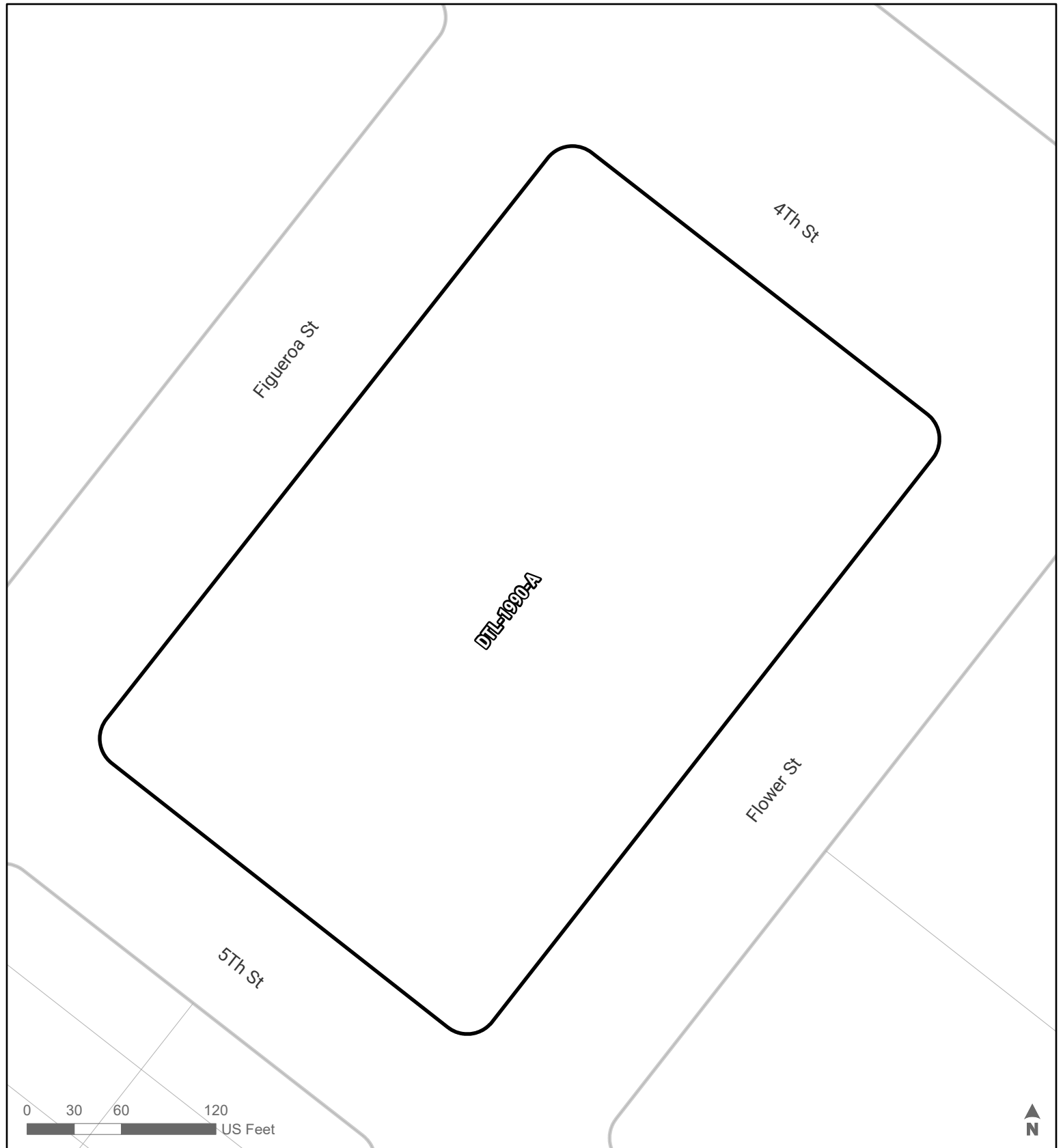
TL / MAR2021

Section:

1980

CPC-1994-0213-CPU


**Downtown
Community Plan Area**



ZONING MAP AMENDMENTS

SUBAREAS

DTL-1990-A

 Building Line Removal

Data Sources: Department of City Planning, Bureau of Engineering

TL / MAR2021

Section:

1990

CPC-1994-0213-CPU


**Downtown
Community Plan Area**



ZONING MAP AMENDMENTS

SUBAREAS

DTL-2000-A, DTL-2000-B

 Building Line Removal

Data Sources: Department of City Planning, Bureau of Engineering

TL / MAR2021

Section:

2000

CPC-1994-0213-CPU

**Downtown
Community Plan Area**



ZONING MAP AMENDMENTS

SUBAREAS

DTL-2010-A, DTL-2010-B, DTL-2010-C

 Building Line Removal

Data Sources: Department of City Planning, Bureau of Engineering

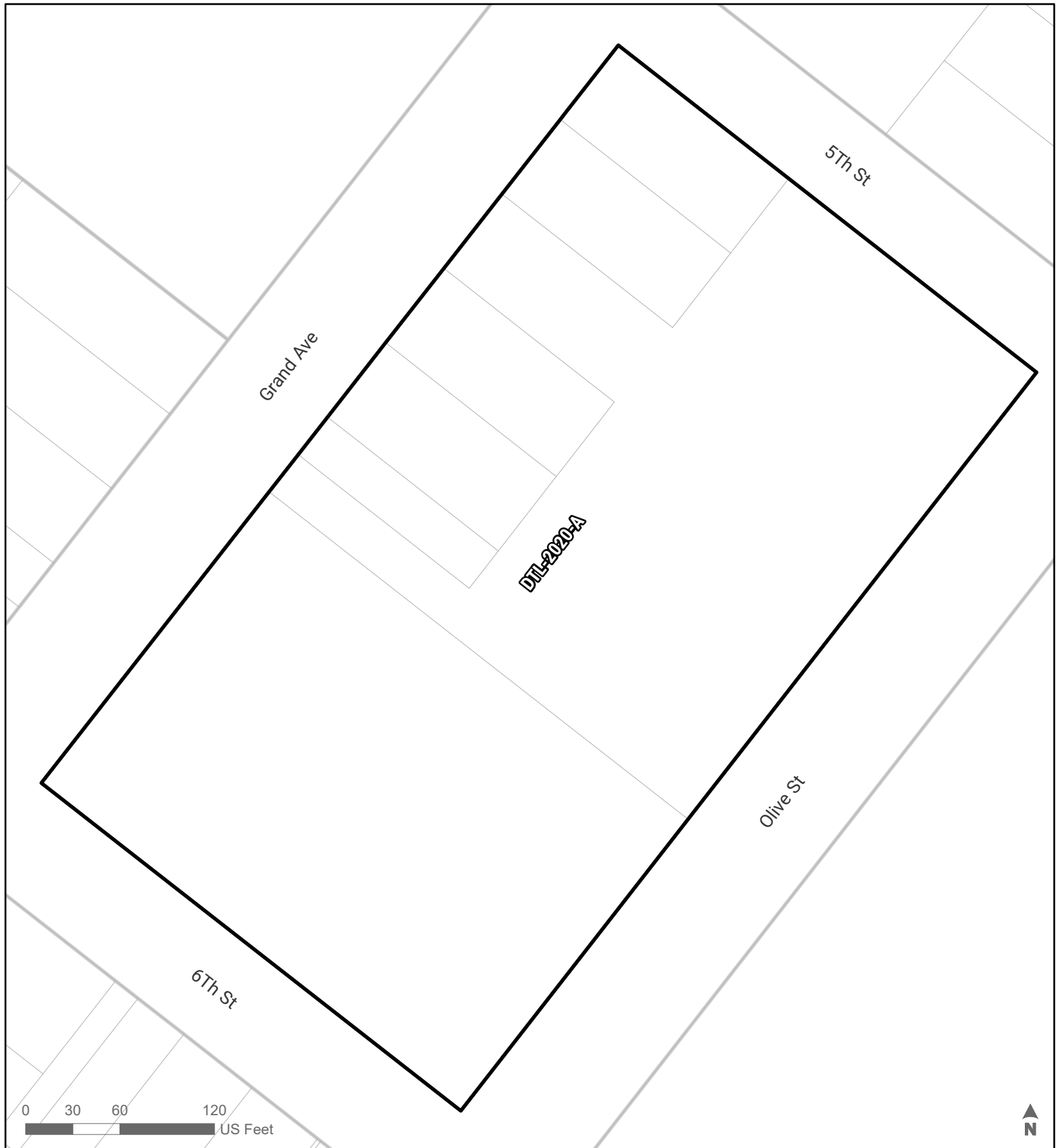
TL / MAR2021

Section:


2010

CPC-1994-0213-CPU

**Downtown
Community Plan Area**



ZONING MAP AMENDMENTS
SUBAREAS
 DTL-2020-A

 Building Line Removal

Data Sources: Department of City Planning, Bureau of Engineering

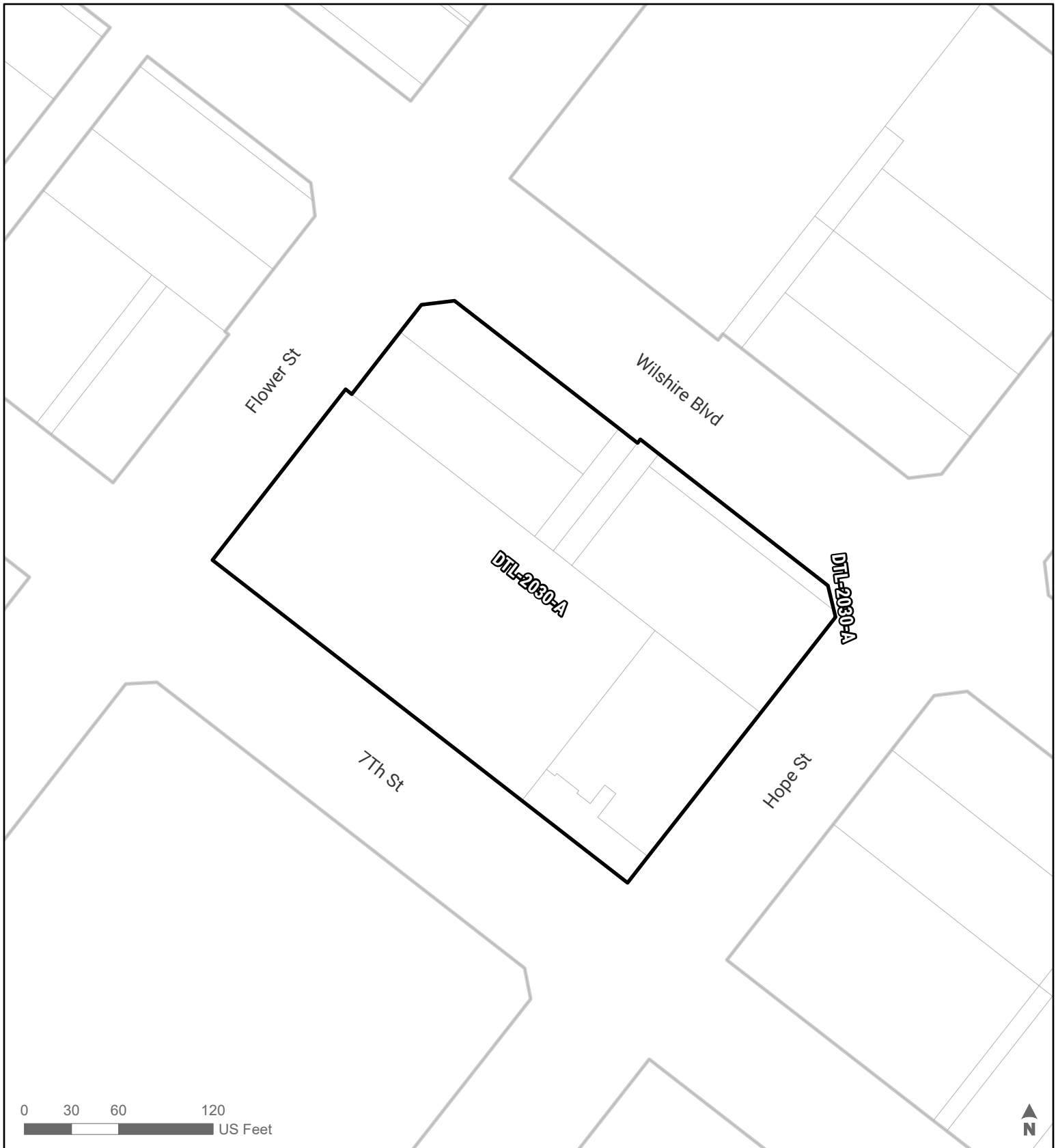
TL / MAR2021

Section:


2020

CPC-1994-0213-CPU

**Downtown
 Community Plan Area**



ZONING MAP AMENDMENTS
SUBAREAS
DTL-2030-A

 Building Line Removal

Data Sources: Department of City Planning, Bureau of Engineering

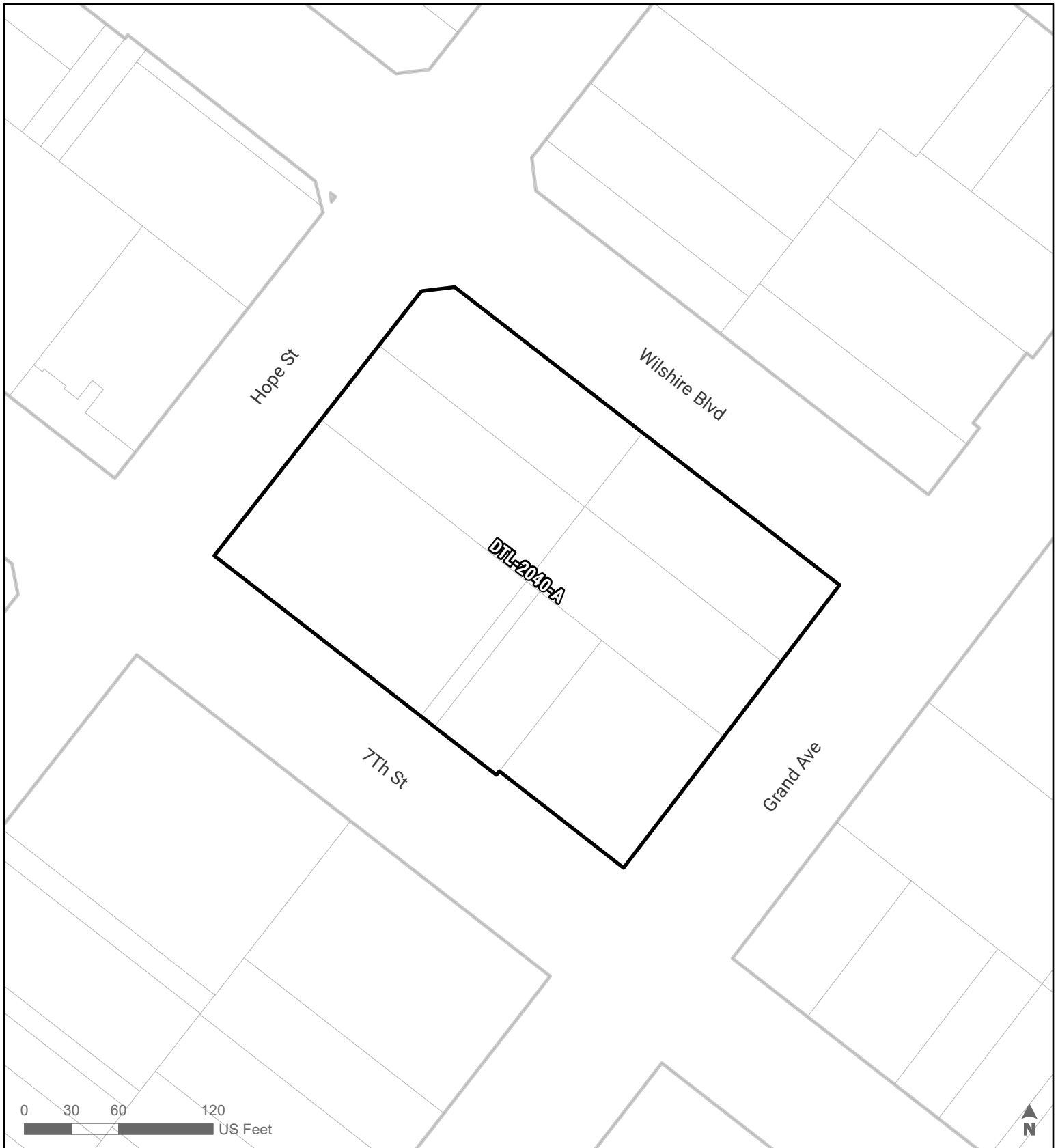
TL / MAR2021

Section:


2030

CPC-1994-0213-CPU

**Downtown
Community Plan Area**



ZONING MAP AMENDMENTS
SUBAREAS
DTL-2040-A

 Building Line Removal

Data Sources: Department of City Planning, Bureau of Engineering

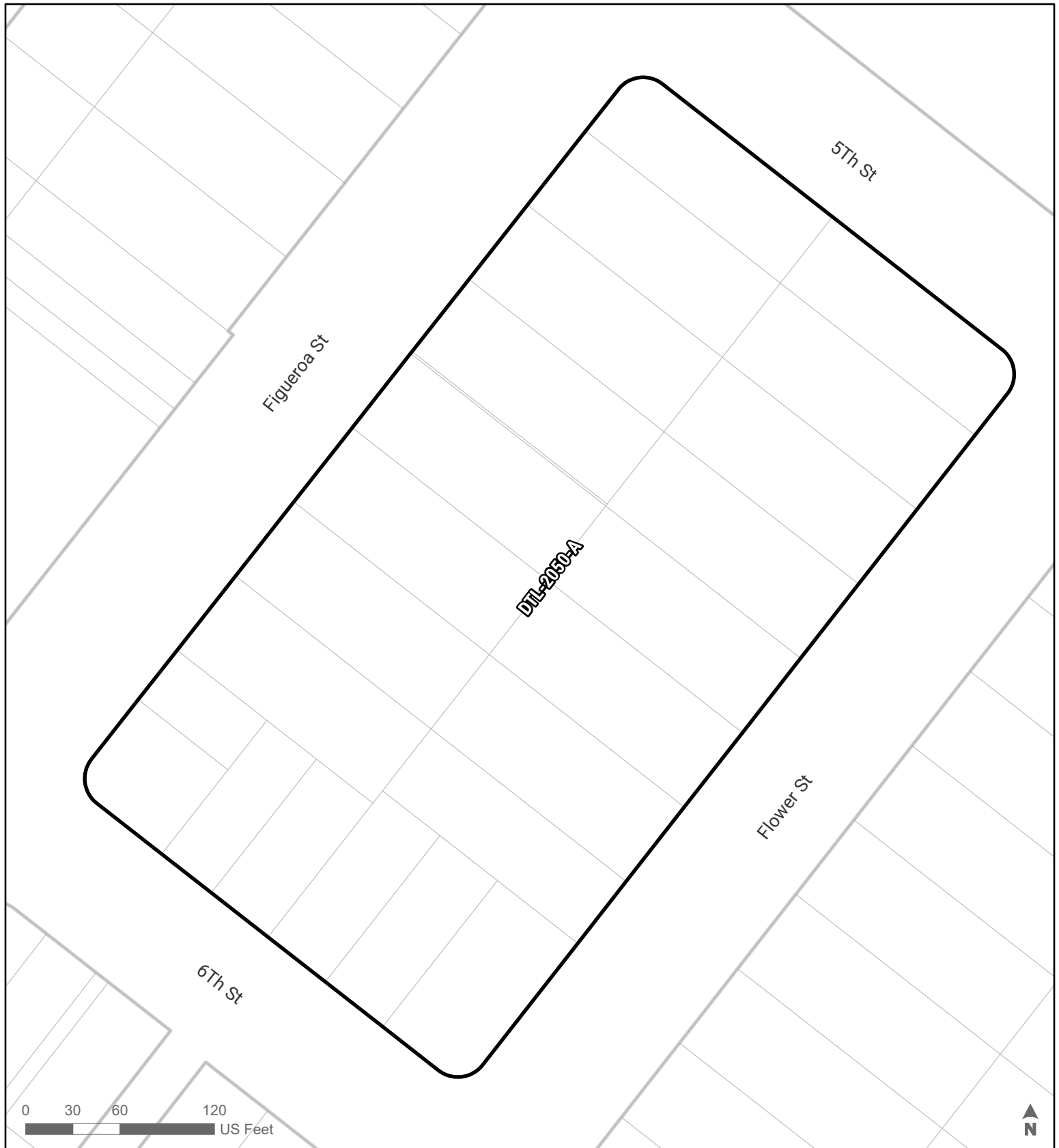
TL / MAR2021

Section:


2040

CPC-1994-0213-CPU

**Downtown
Community Plan Area**



ZONING MAP AMENDMENTS
SUBAREAS
DTL-2050-A

 Building Line Removal

Data Sources: Department of City Planning, Bureau of Engineering

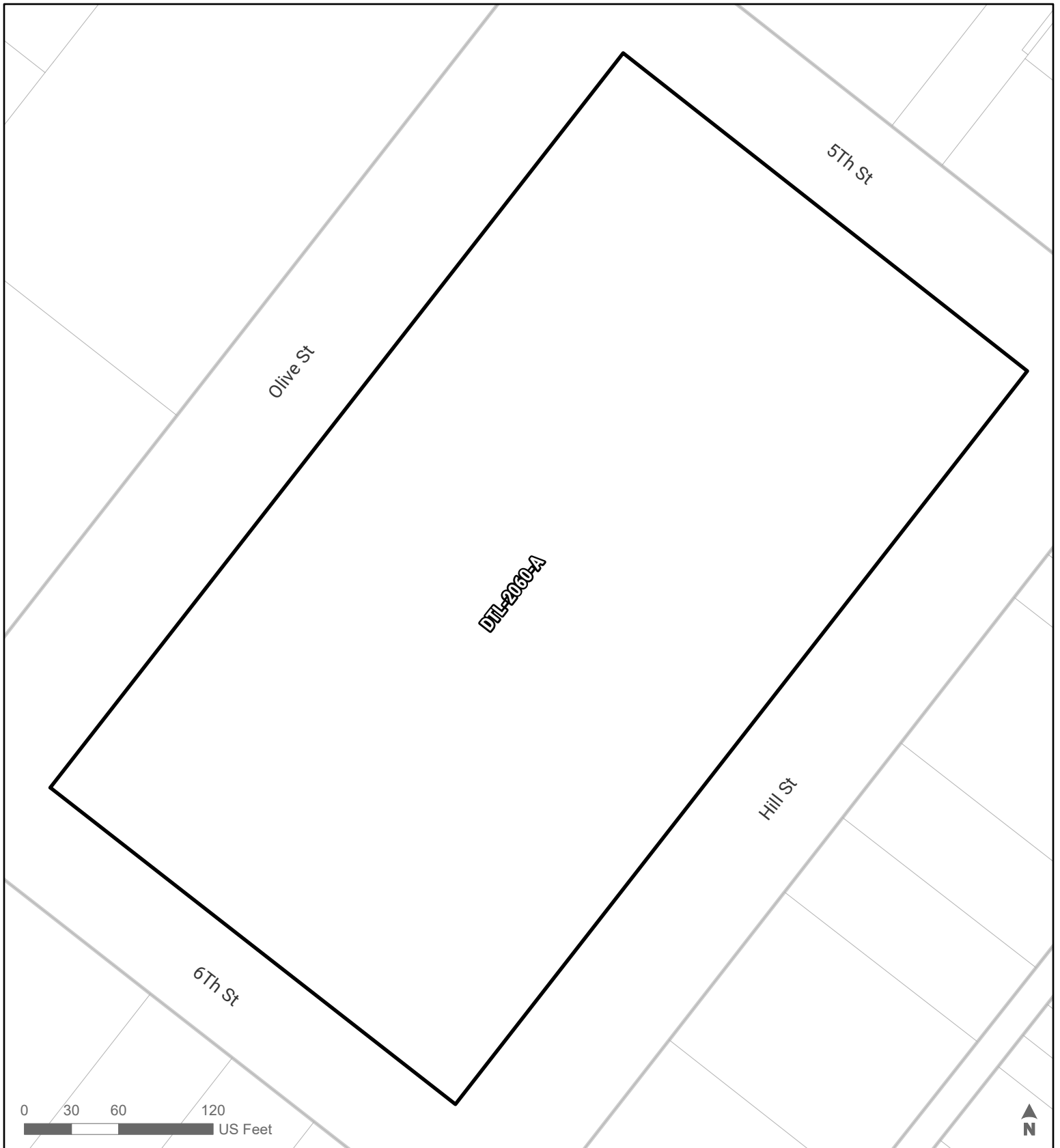
TL / MAR2021

Section:


2050

CPC-1994-0213-CPU

**Downtown
Community Plan Area**



ZONING MAP AMENDMENTS
SUBAREAS
DTL-2060-A

 Building Line Removal

Data Sources: Department of City Planning, Bureau of Engineering

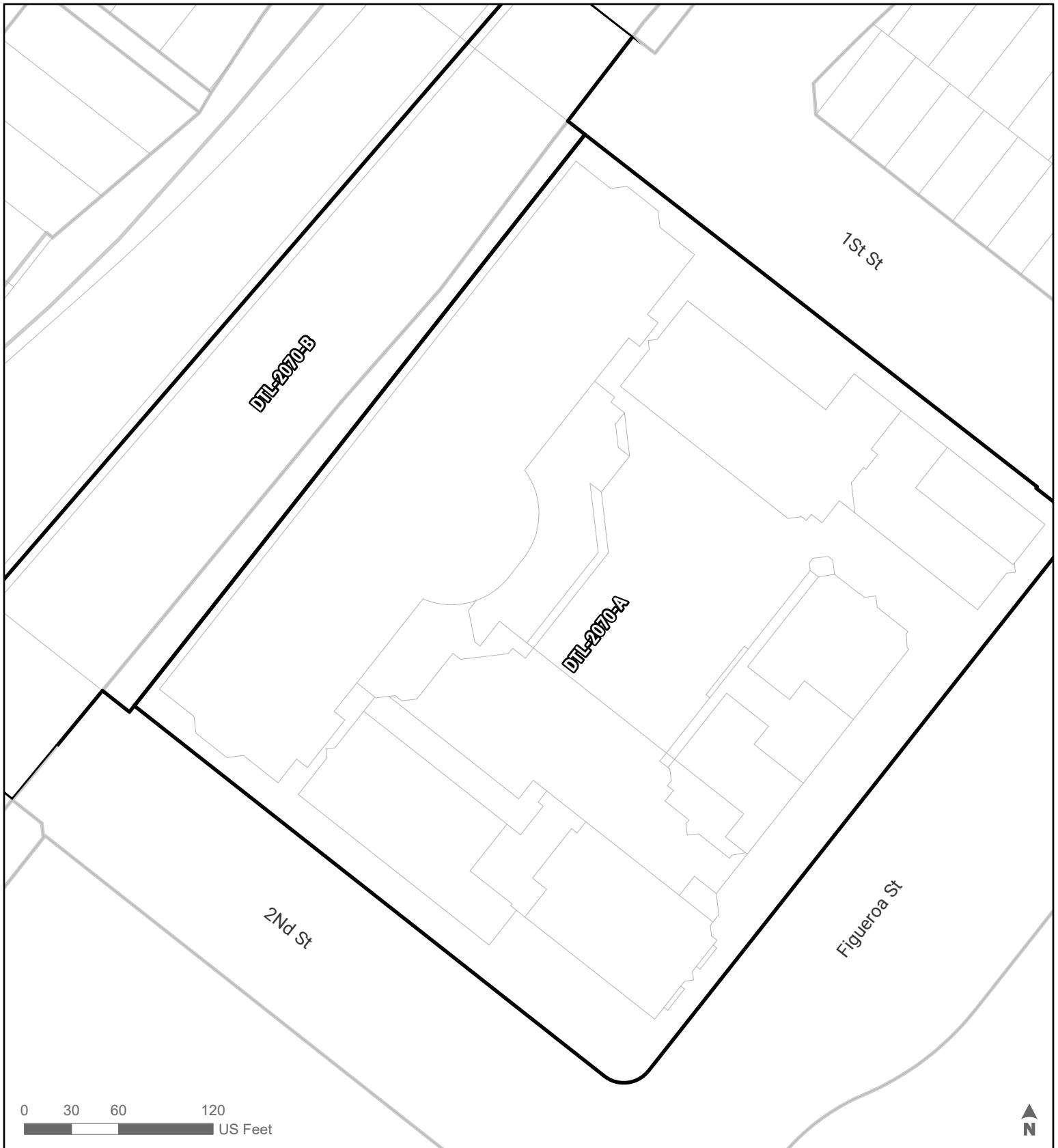
TL / MAR2021

Section:

2060

CPC-1994-0213-CPU

**Downtown
Community Plan Area**



ZONING MAP AMENDMENTS

SUBAREAS

DTL-2070-A, DTL-2070-B

 Building Line Removal

Data Sources: Department of City Planning, Bureau of Engineering

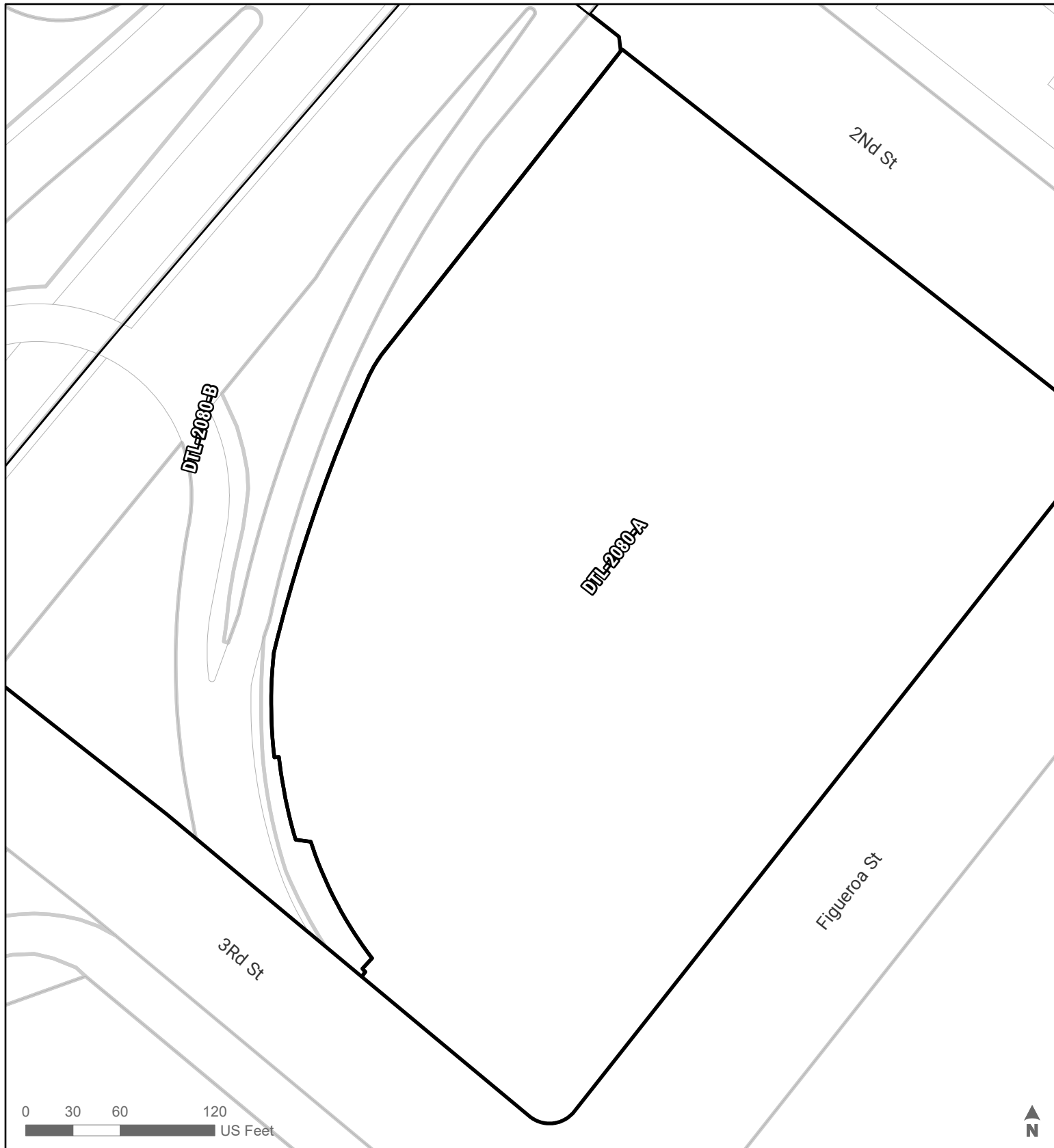
TL / MAR2021

Section:

2070

CPC-1994-0213-CPU

**Downtown
Community Plan Area**



ZONING MAP AMENDMENTS

SUBAREAS

DTL-2070-B, DTL-2080-A, DTL-2080-B



Building Line Removal

Data Sources: Department of City Planning, Bureau of Engineering

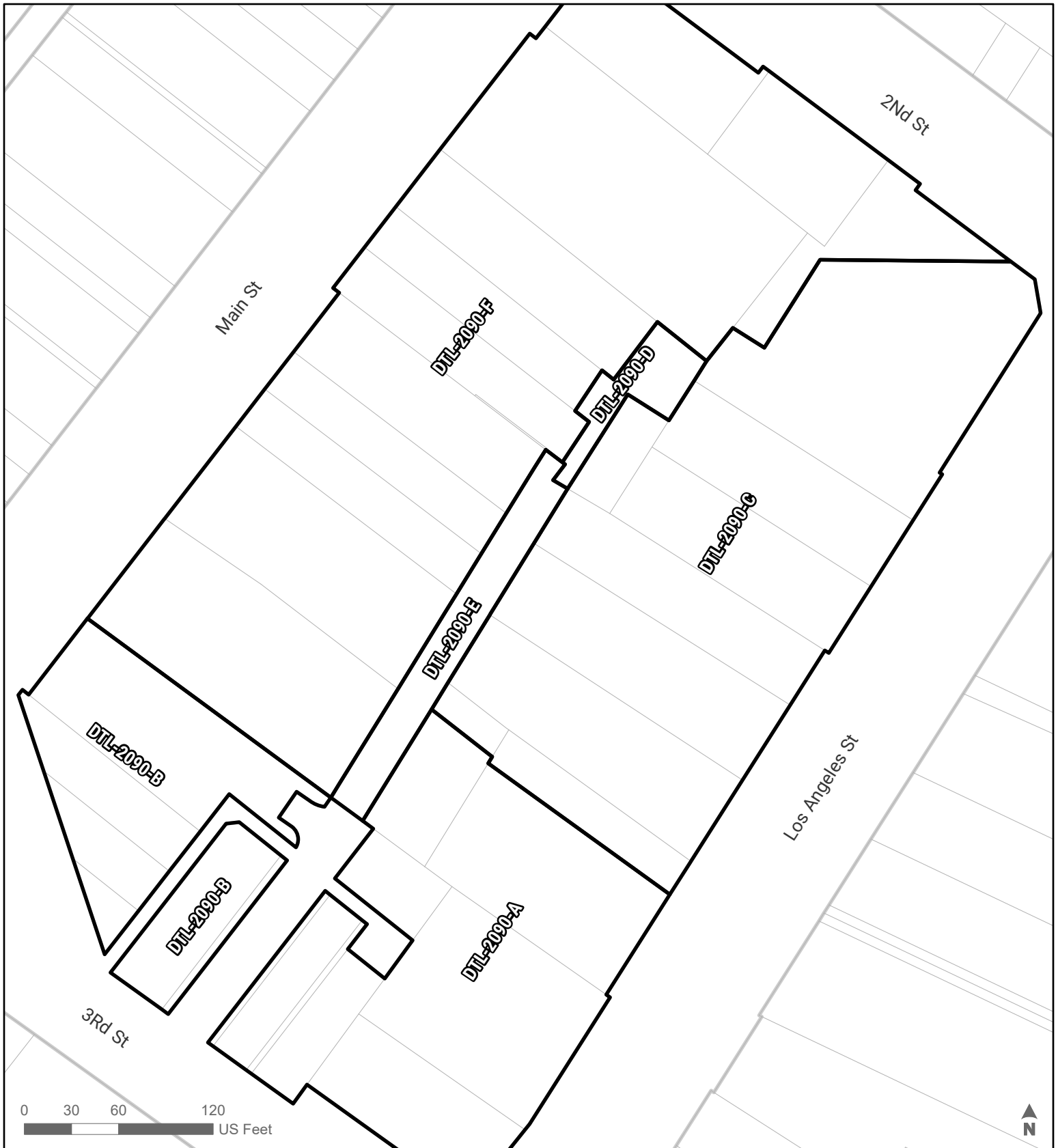
TL / MAR2021

Section:

2080

CPC-1994-0213-CPU

**Downtown
Community Plan Area**



ZONING MAP AMENDMENTS

SUBAREAS

DTL-2090-A, DTL-2090-B, DTL-2090-C, DTL-2090-D, DTL-2090-E, DTL-2090-F

 Building Line Removal

Data Sources: Department of City Planning, Bureau of Engineering

TL / MAR2021

Section:


2090

CPC-1994-0213-CPU

**Downtown
Community Plan Area**



ZONING MAP AMENDMENTS
SUBAREAS
 DTL-2100-A

 Building Line Removal

Data Sources: Department of City Planning, Bureau of Engineering

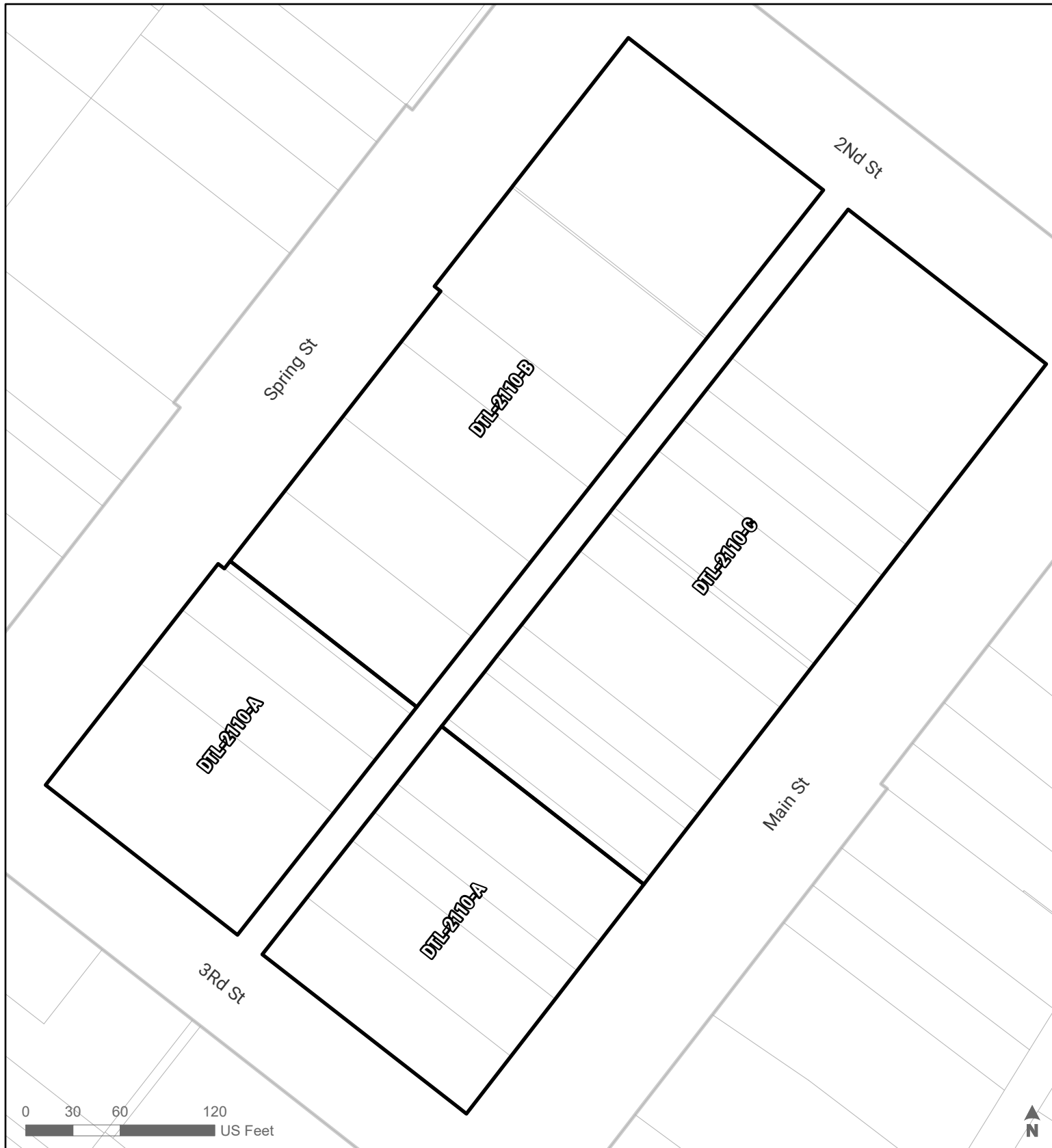
TL / MAR2021

Section:

2100

CPC-1994-0213-CPU

**Downtown
 Community Plan Area**



ZONING MAP AMENDMENTS

SUBAREAS

DTL-2110-A, DTL-2110-B, DTL-2110-C

 Building Line Removal

Data Sources: Department of City Planning, Bureau of Engineering

TL / MAR2021

Section:

2110

CPC-1994-0213-CPU

**Downtown
Community Plan Area**



ZONING MAP AMENDMENTS

SUBAREAS

DTL-2120-A, DTL-2120-B, DTL-2120-C, DTL-2120-D

 Building Line Removal

Data Sources: Department of City Planning, Bureau of Engineering

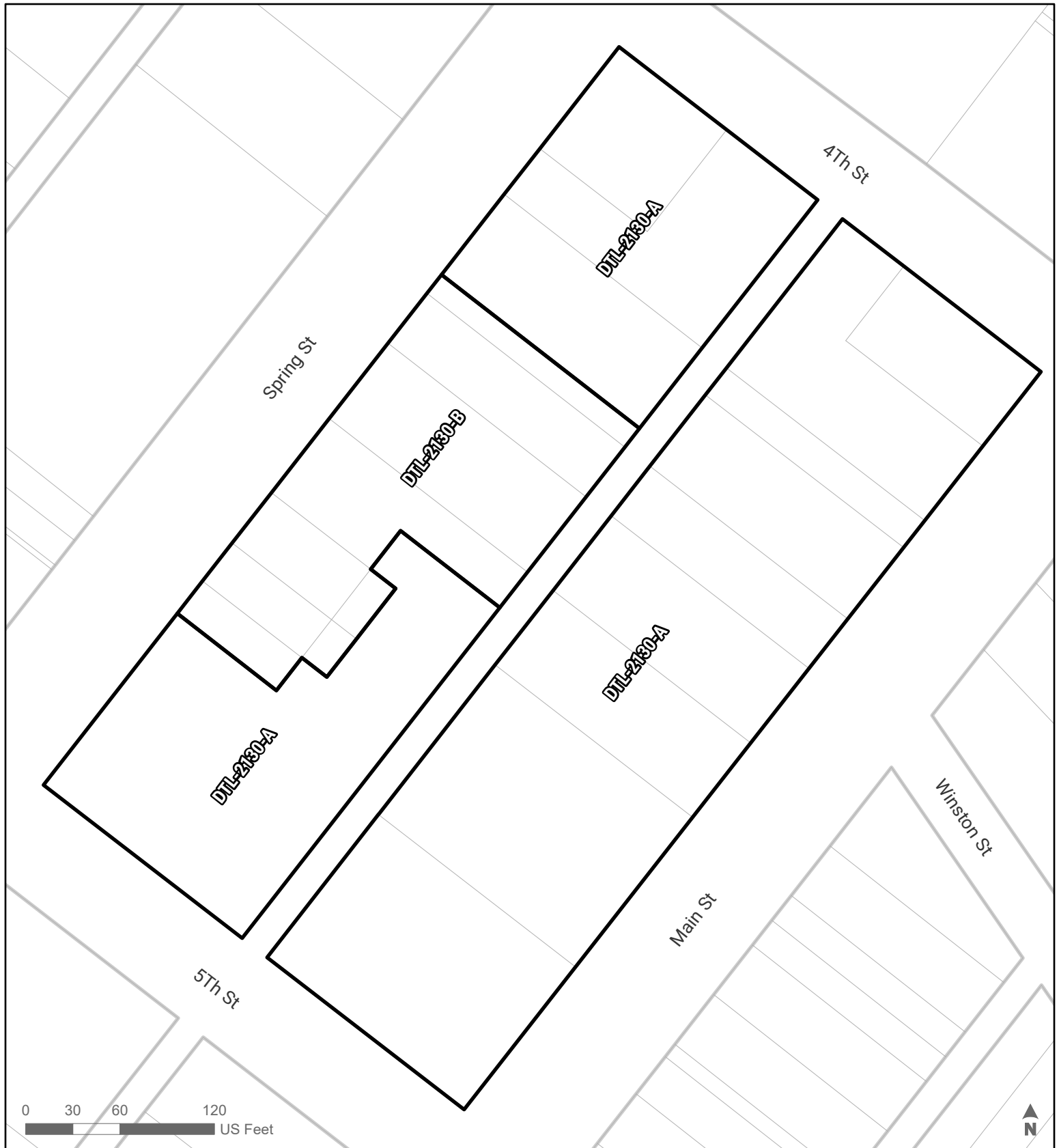
TL / MAR2021

Section:

2120

CPC-1994-0213-CPU

**Downtown
Community Plan Area**



ZONING MAP AMENDMENTS

SUBAREAS

DTL-2130-A, DTL-2130-B

 Building Line Removal

Data Sources: Department of City Planning, Bureau of Engineering

TL / MAR2021

Section:

2130

CPC-1994-0213-CPU

**Downtown
Community Plan Area**



ZONING MAP AMENDMENTS

SUBAREAS

DTL-2140-A, DTL-2140-B, DTL-2140-C, DTL-2140-D

 Building Line Removal

Data Sources: Department of City Planning, Bureau of Engineering

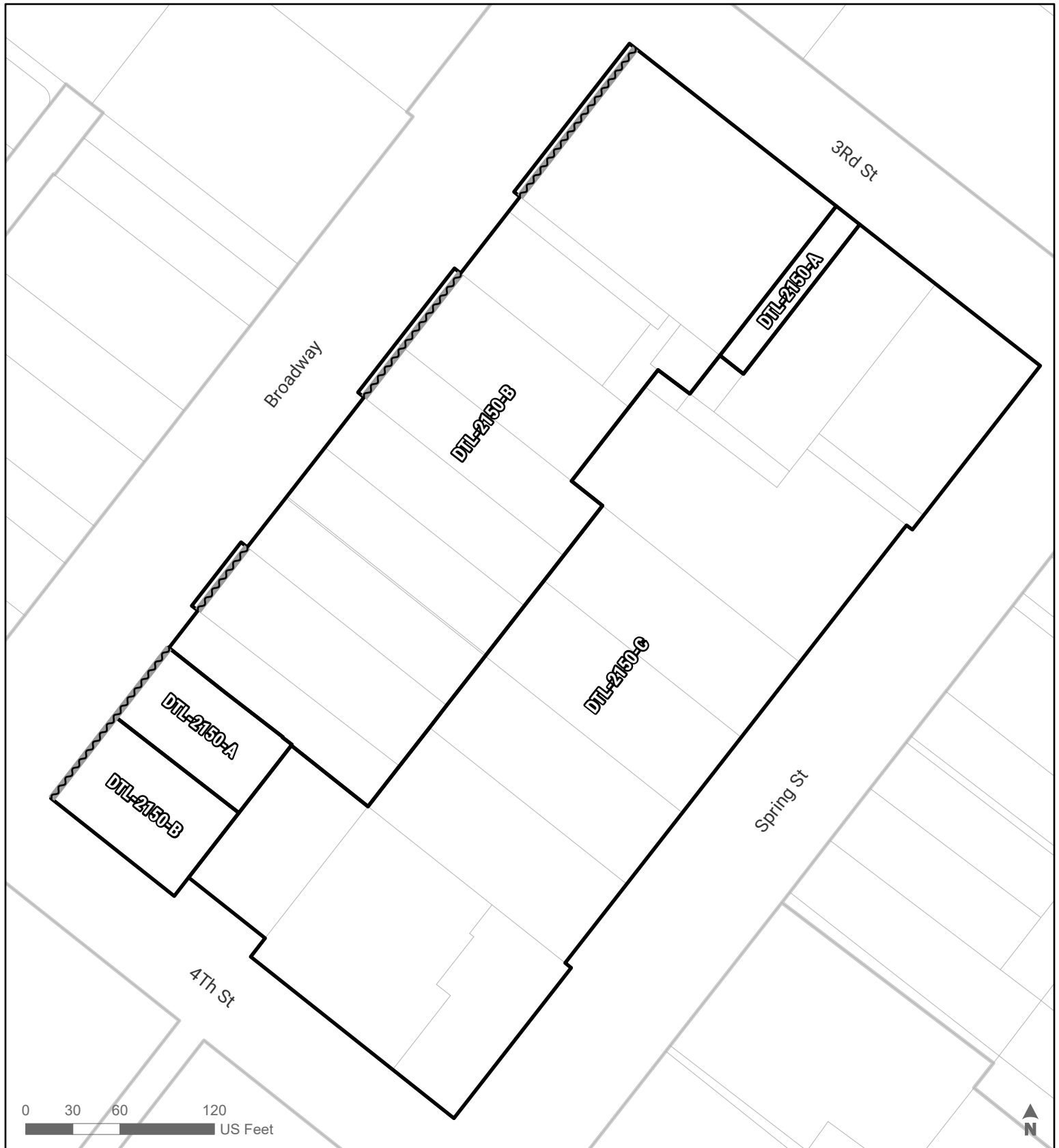
TL / MAR2021

Section:

2140

CPC-1994-0213-CPU

**Downtown
Community Plan Area**



ZONING MAP AMENDMENTS

SUBAREAS

DTL-2150-A, DTL-2150-B, DTL-2150-C

 Building Line Removal

Data Sources: Department of City Planning, Bureau of Engineering

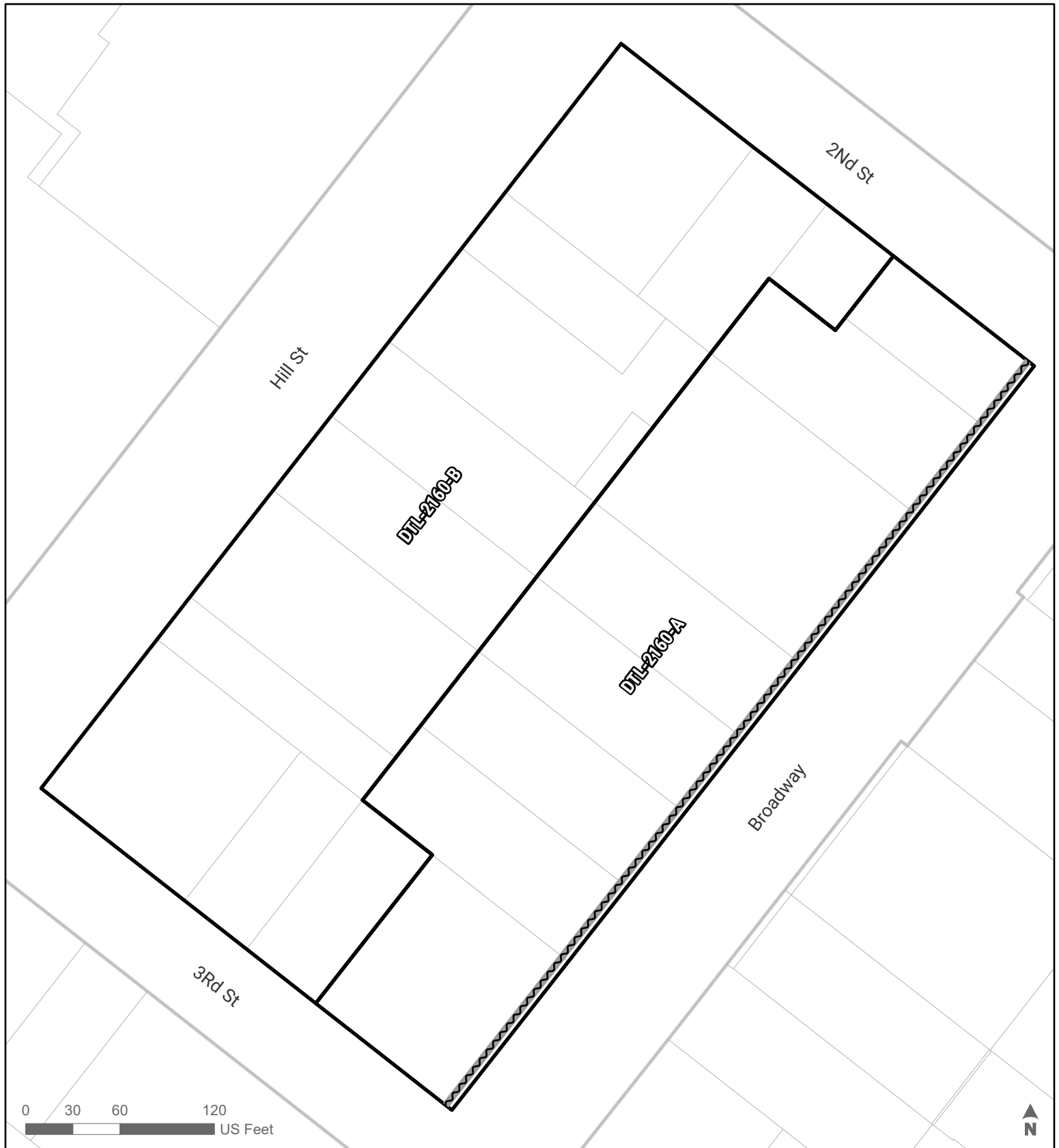
TL / MAR2021

Section:

2150

CPC-1994-0213-CPU


**Downtown
Community Plan Area**



ZONING MAP AMENDMENTS

SUBAREAS

DTL-2160-A, DTL-2160-B

 Building Line Removal

Data Sources: Department of City Planning, Bureau of Engineering

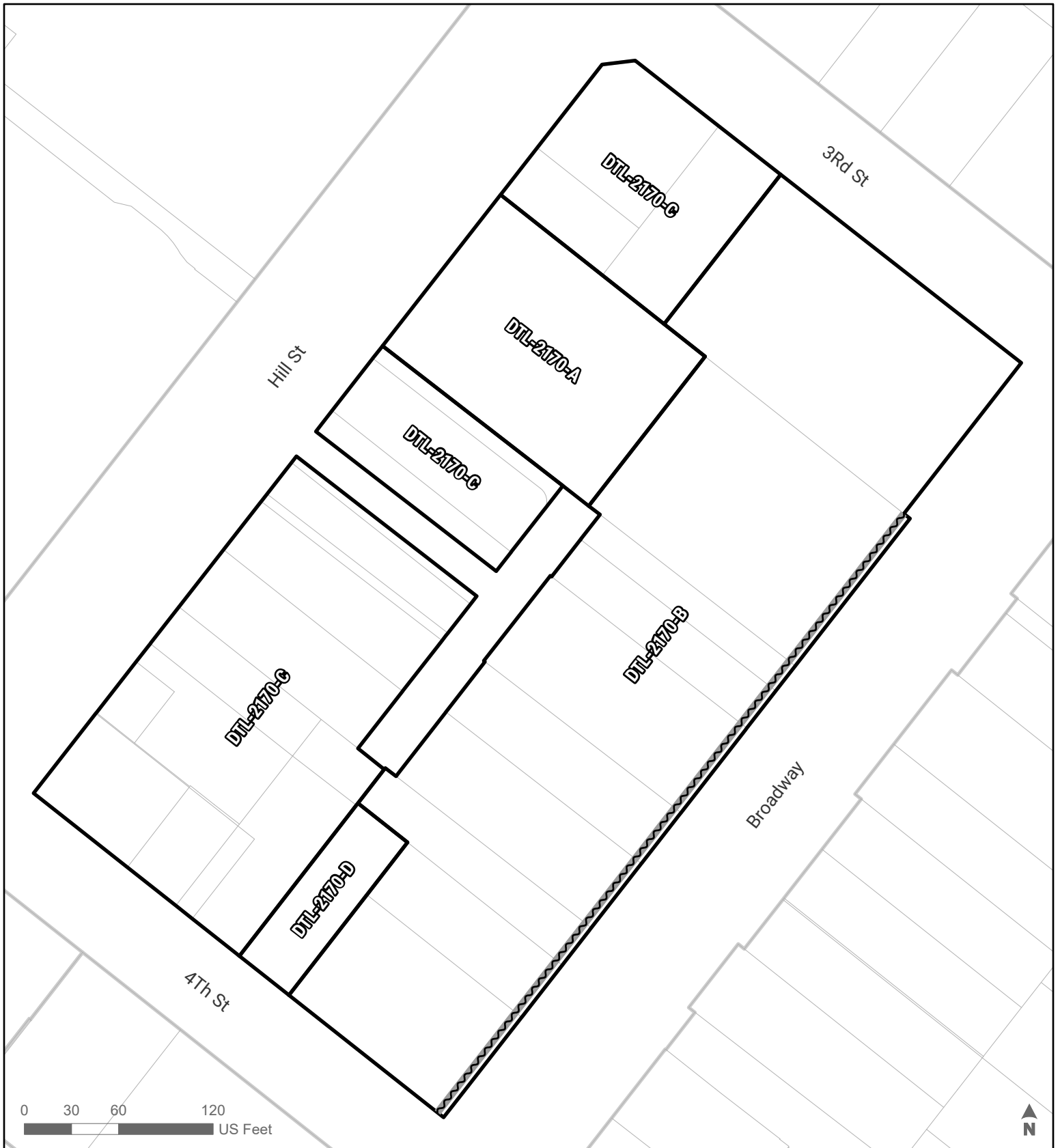
TL / MAR2021

Section:

2160

CPC-1994-0213-CPU

**Downtown
Community Plan Area**



ZONING MAP AMENDMENTS

SUBAREAS

DTL-2170-A, DTL-2170-B, DTL-2170-C, DTL-2170-D

 Building Line Removal

Data Sources: Department of City Planning, Bureau of Engineering

TL / MAR2021

Section:

2170

CPC-1994-0213-CPU


**Downtown
Community Plan Area**



ZONING MAP AMENDMENTS

SUBAREAS

DTL-2180-A, DTL-2180-B

 Building Line Removal

Data Sources: Department of City Planning, Bureau of Engineering

TL / MAR2021

Section:

2180

CPC-1994-0213-CPU

**Downtown
Community Plan Area**



ZONING MAP AMENDMENTS

SUBAREAS

DTL-2190-A, DTL-2190-B



Building Line Removal

Data Sources: Department of City Planning, Bureau of Engineering

TL / MAR2021

Section:

2190

CPC-1994-0213-CPU

**Downtown
Community Plan Area**



ZONING MAP AMENDMENTS

SUBAREAS

DTL-2190-B, DTL-2200-A, DTL-2200-B

 Building Line Removal

Data Sources: Department of City Planning, Bureau of Engineering

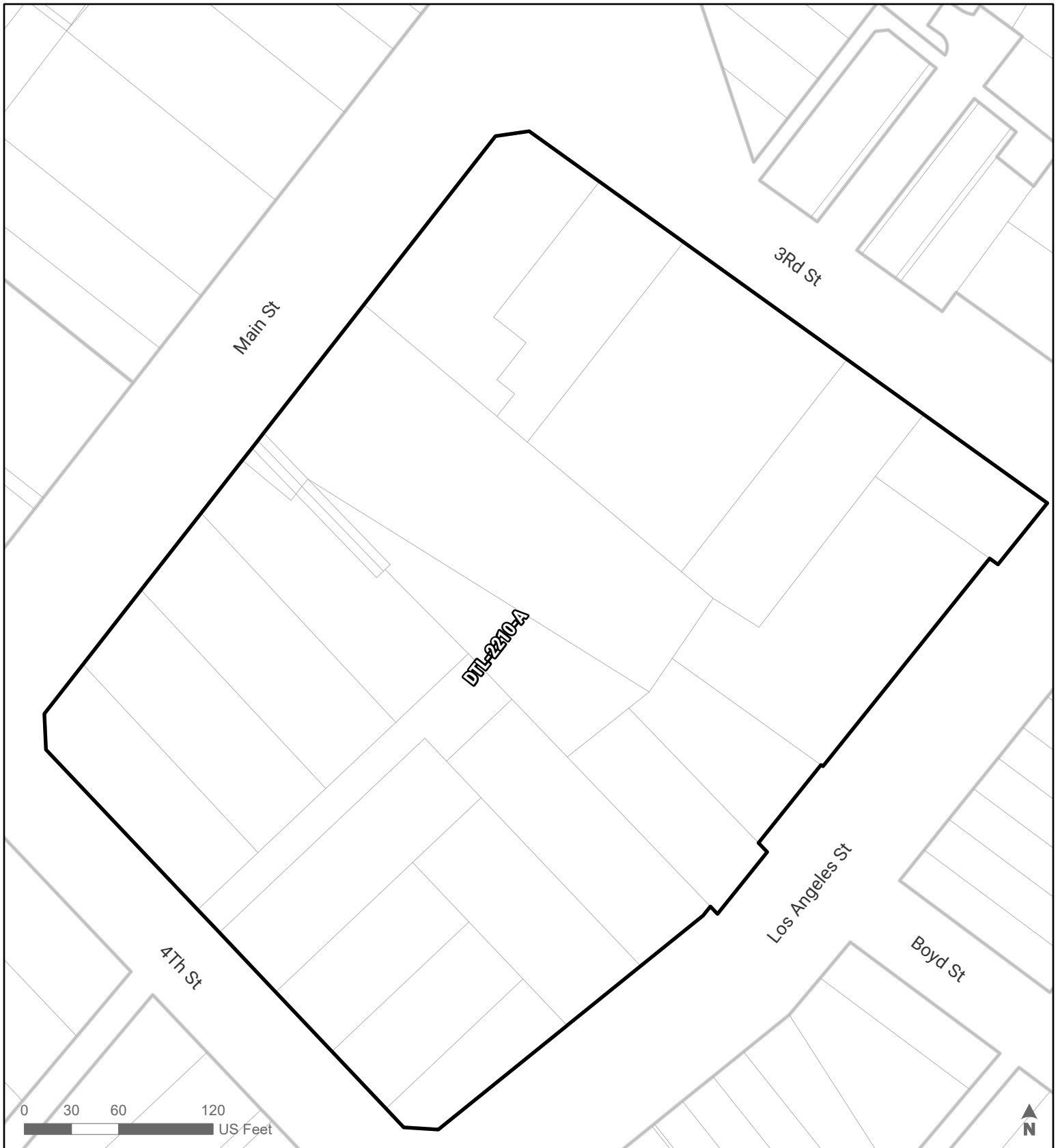
TL / MAR2021

Section:


2200

CPC-1994-0213-CPU

**Downtown
Community Plan Area**



ZONING MAP AMENDMENTS
SUBAREAS
DTL-2210-A

 Building Line Removal

Data Sources: Department of City Planning, Bureau of Engineering

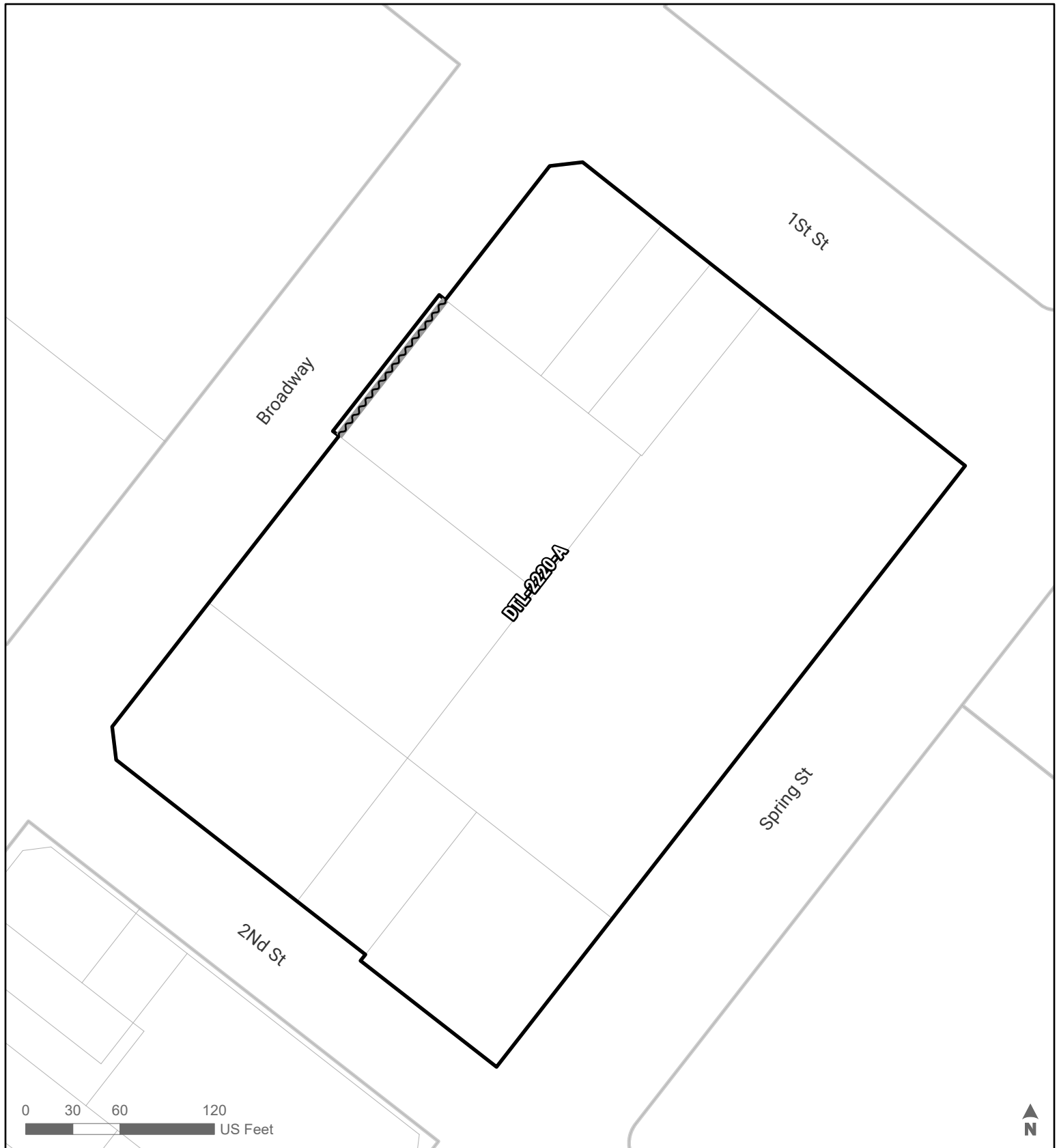
TL / MAR2021

Section:


2210

CPC-1994-0213-CPU

**Downtown
Community Plan Area**



ZONING MAP AMENDMENTS
SUBAREAS
DTL-2220-A

 Building Line Removal

Data Sources: Department of City Planning, Bureau of Engineering

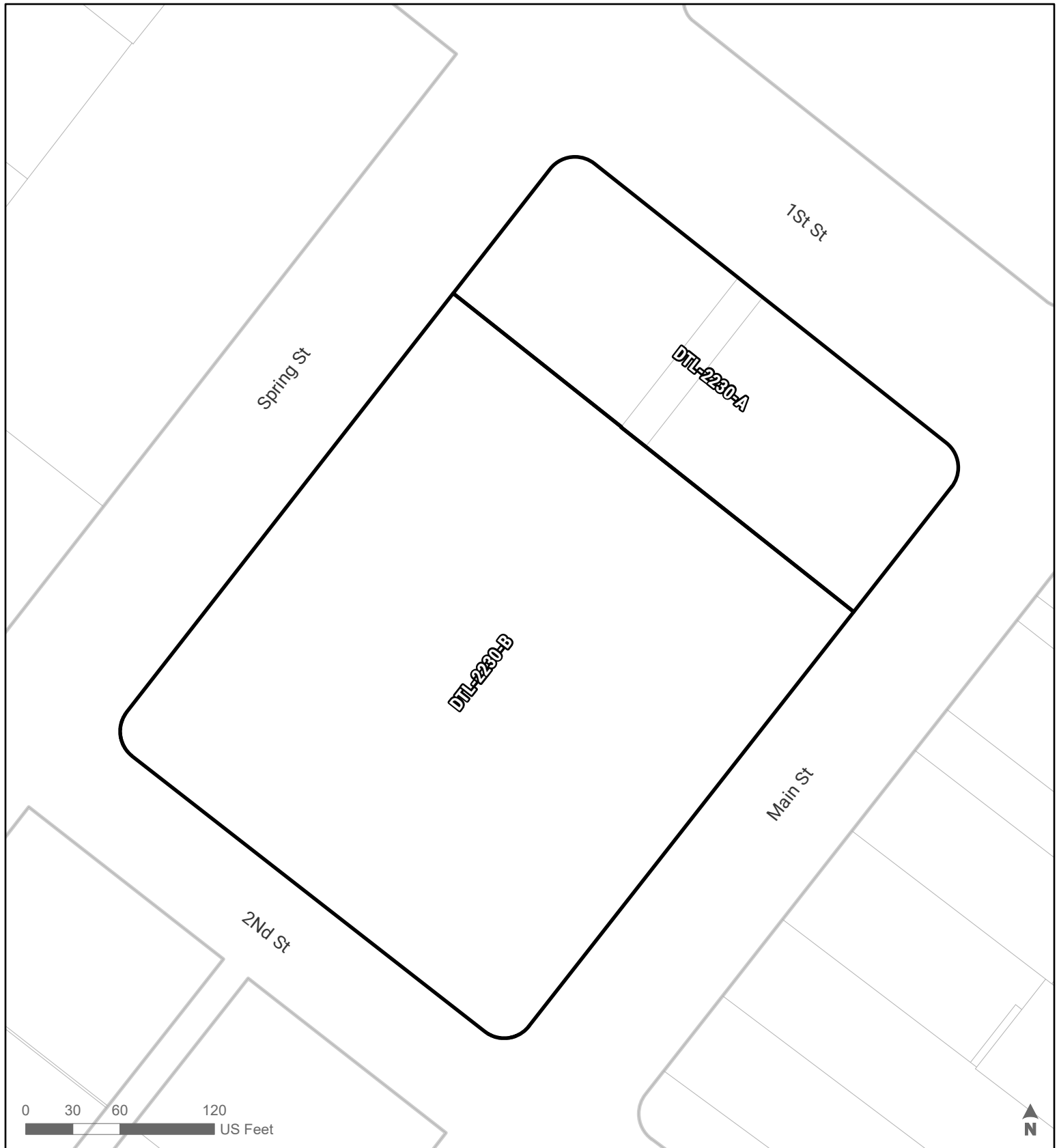
TL / MAR2021

Section:

2220

CPC-1994-0213-CPU

**Downtown
Community Plan Area**



ZONING MAP AMENDMENTS

SUBAREAS

DTL-2230-A, DTL-2230-B

 Building Line Removal

Data Sources: Department of City Planning, Bureau of Engineering

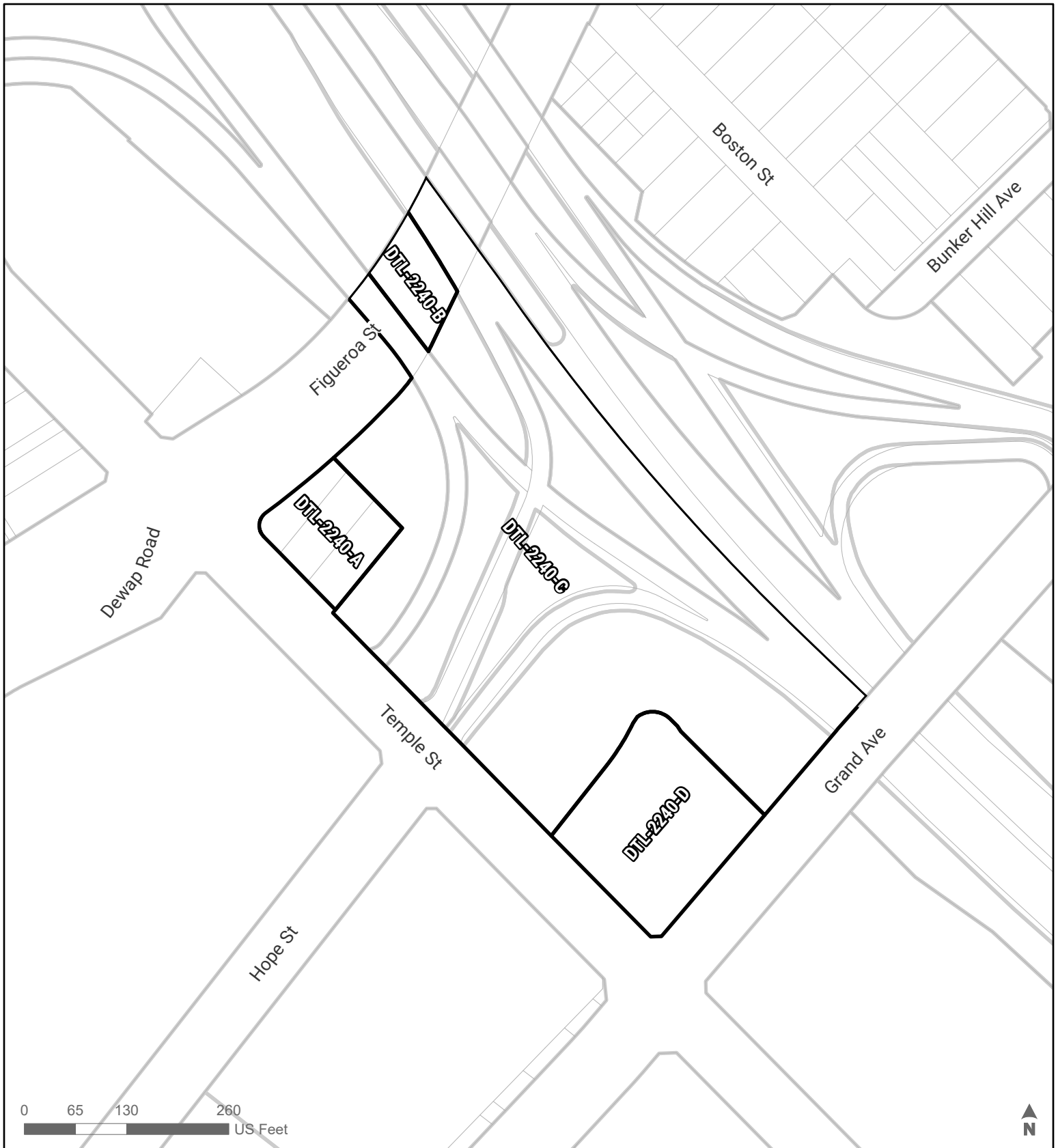
TL / MAR2021

Section:

2230

CPC-1994-0213-CPU

**Downtown
Community Plan Area**



ZONING MAP AMENDMENTS

SUBAREAS

DTL-1630-D, DTL-1630-F, DTL-1680-C, DTL-2240-A, DTL-2240-B, DTL-2240-C, DTL-2240-D

 Building Line Removal

Data Sources: Department of City Planning, Bureau of Engineering

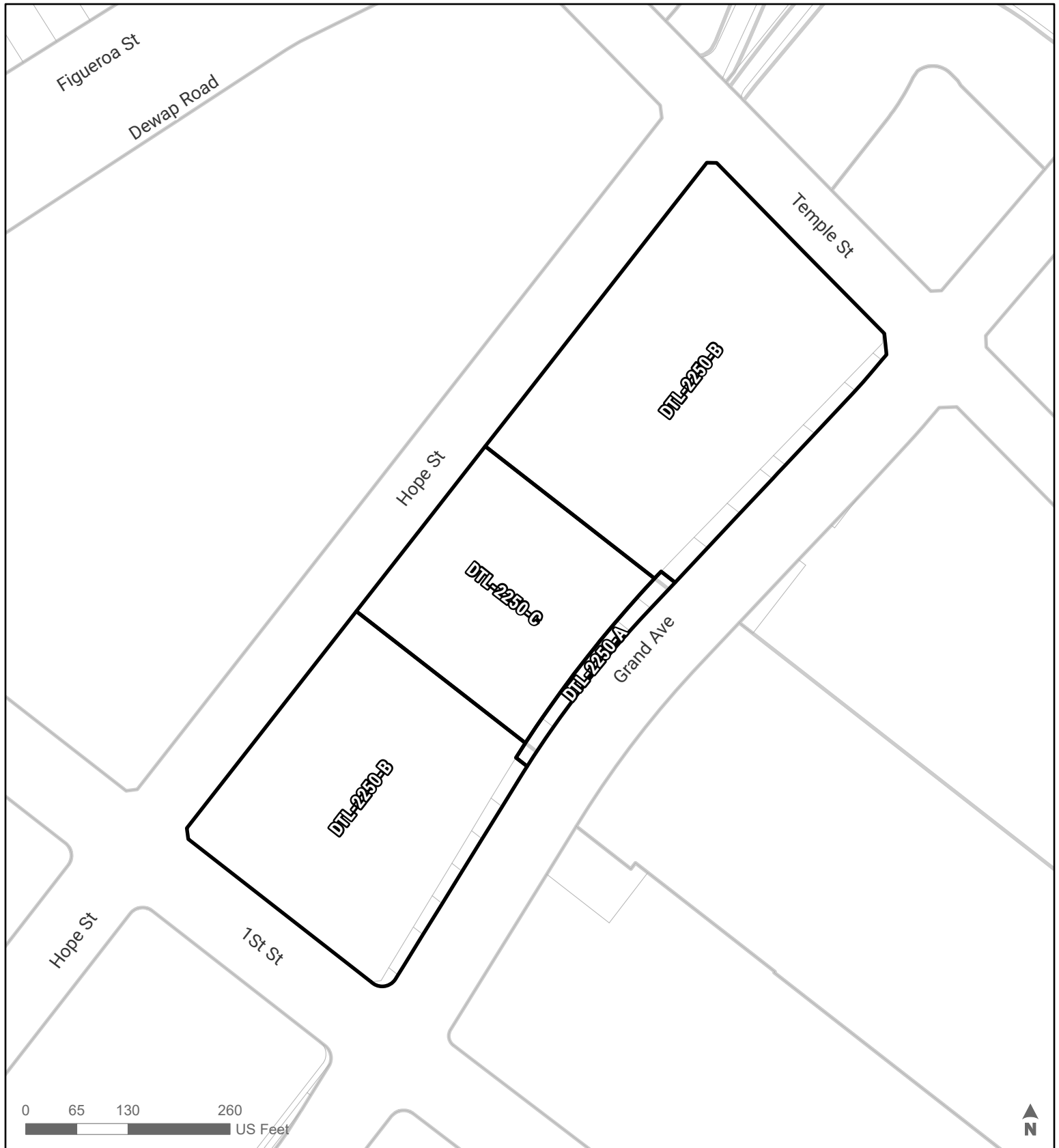
TL / MAR2021

Section:

2240

CPC-1994-0213-CPU

**Downtown
Community Plan Area**



ZONING MAP AMENDMENTS

SUBAREAS

DTL-2250-A, DTL-2250-B, DTL-2250-C



Building Line Removal

Data Sources: Department of City Planning, Bureau of Engineering

TL / MAR2021

Section:

2250

CPC-1994-0213-CPU


**Downtown
Community Plan Area**



ZONING MAP AMENDMENTS

SUBAREAS

DTL-2260-A, DTL-2260-B

 Building Line Removal

Data Sources: Department of City Planning, Bureau of Engineering

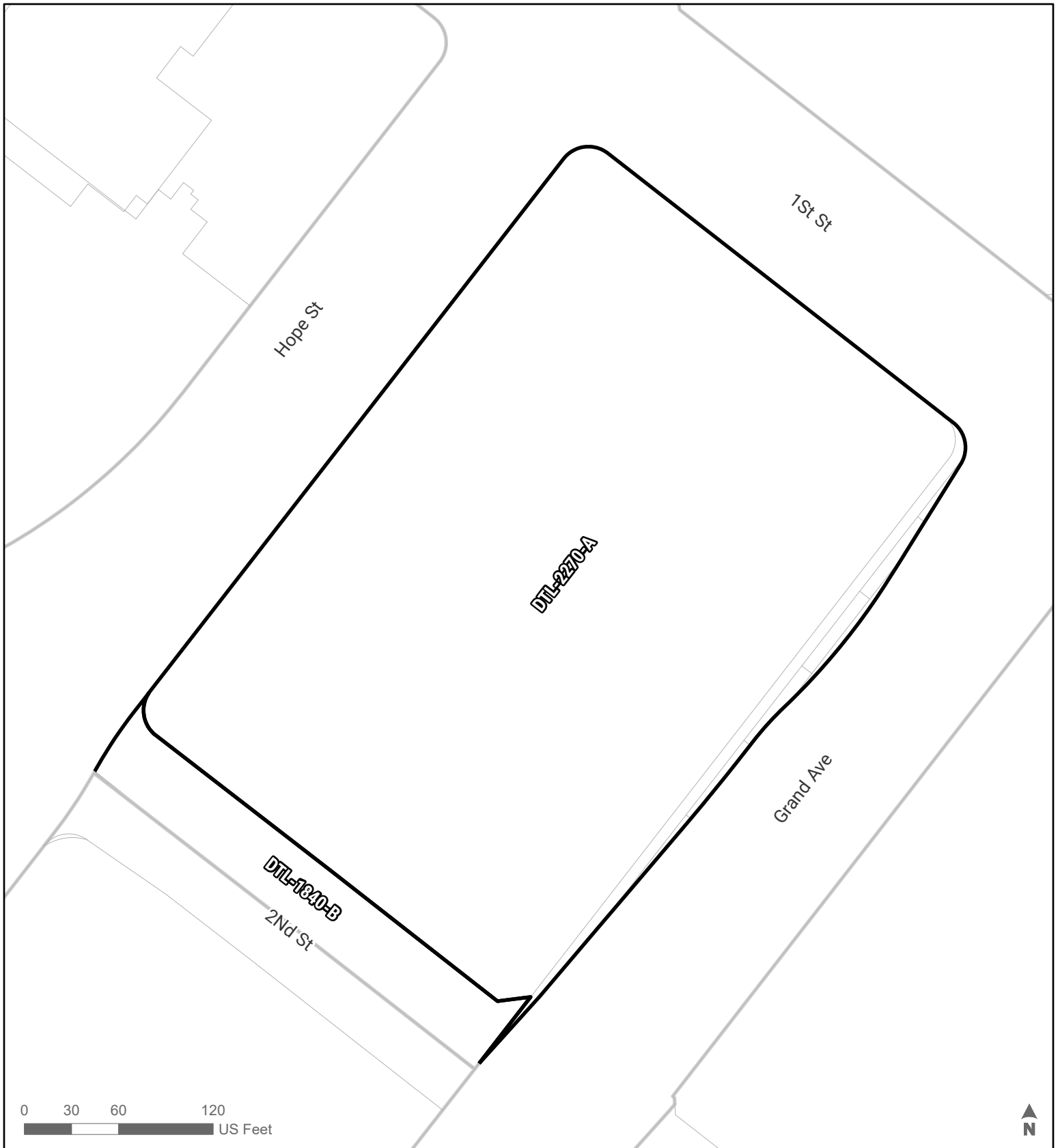
TL / MAR2021

Section:

2260

CPC-1994-0213-CPU


**Downtown
Community Plan Area**



ZONING MAP AMENDMENTS

SUBAREAS

DTL-1840-B, DTL-2270-A

 Building Line Removal

Data Sources: Department of City Planning, Bureau of Engineering

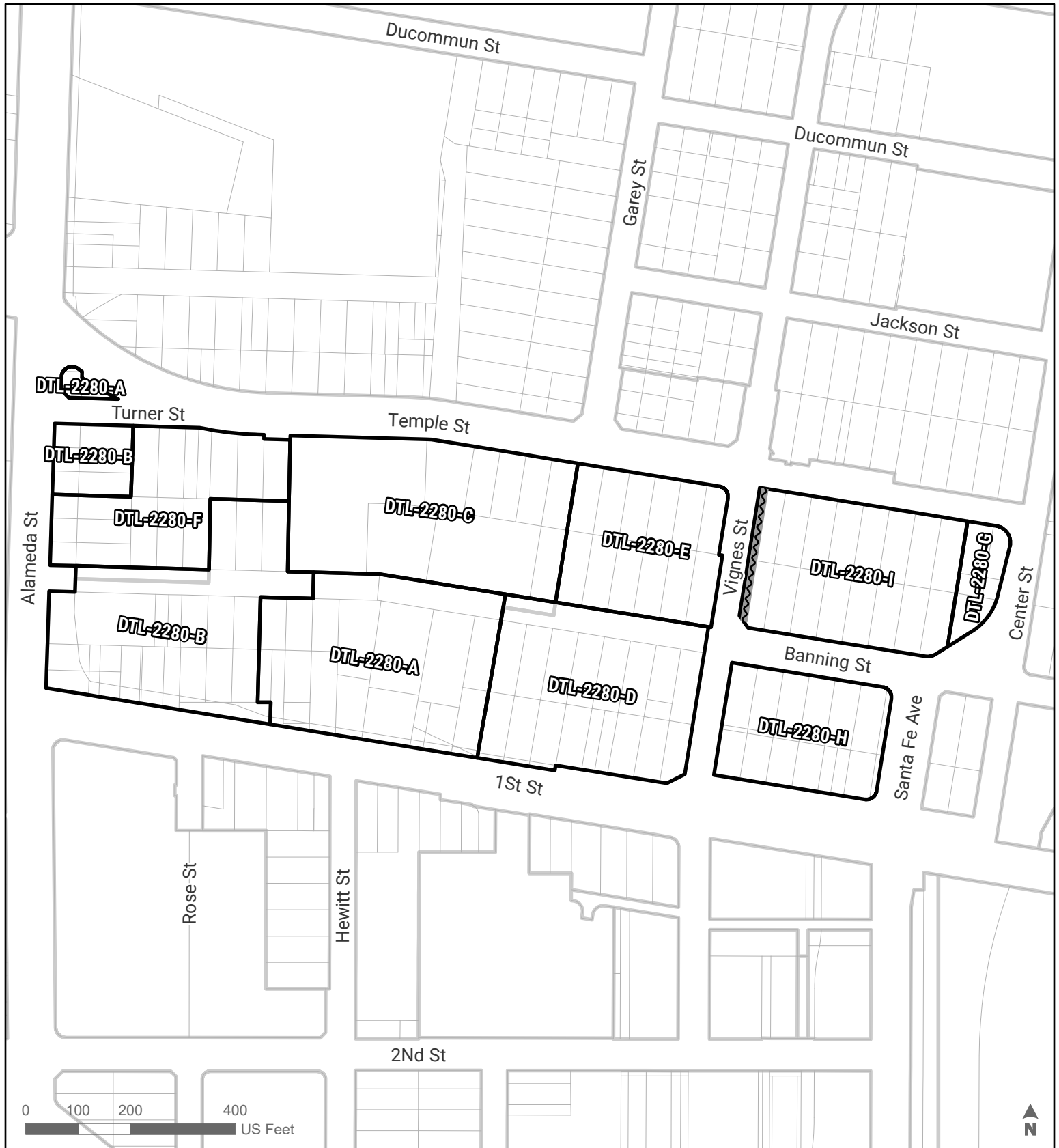
TL / MAR2021

Section:

2270

CPC-1994-0213-CPU


**Downtown
Community Plan Area**



ZONING MAP AMENDMENTS

SUBAREAS

DTL-2280-A, DTL-2280-B, DTL-2280-C, DTL-2280-D, DTL-2280-E, DTL-2280-F,
DTL-2280-G, DTL-2280-H, DTL-2280-I

 Building Line Removal

Data Sources: Department of City Planning, Bureau of Engineering

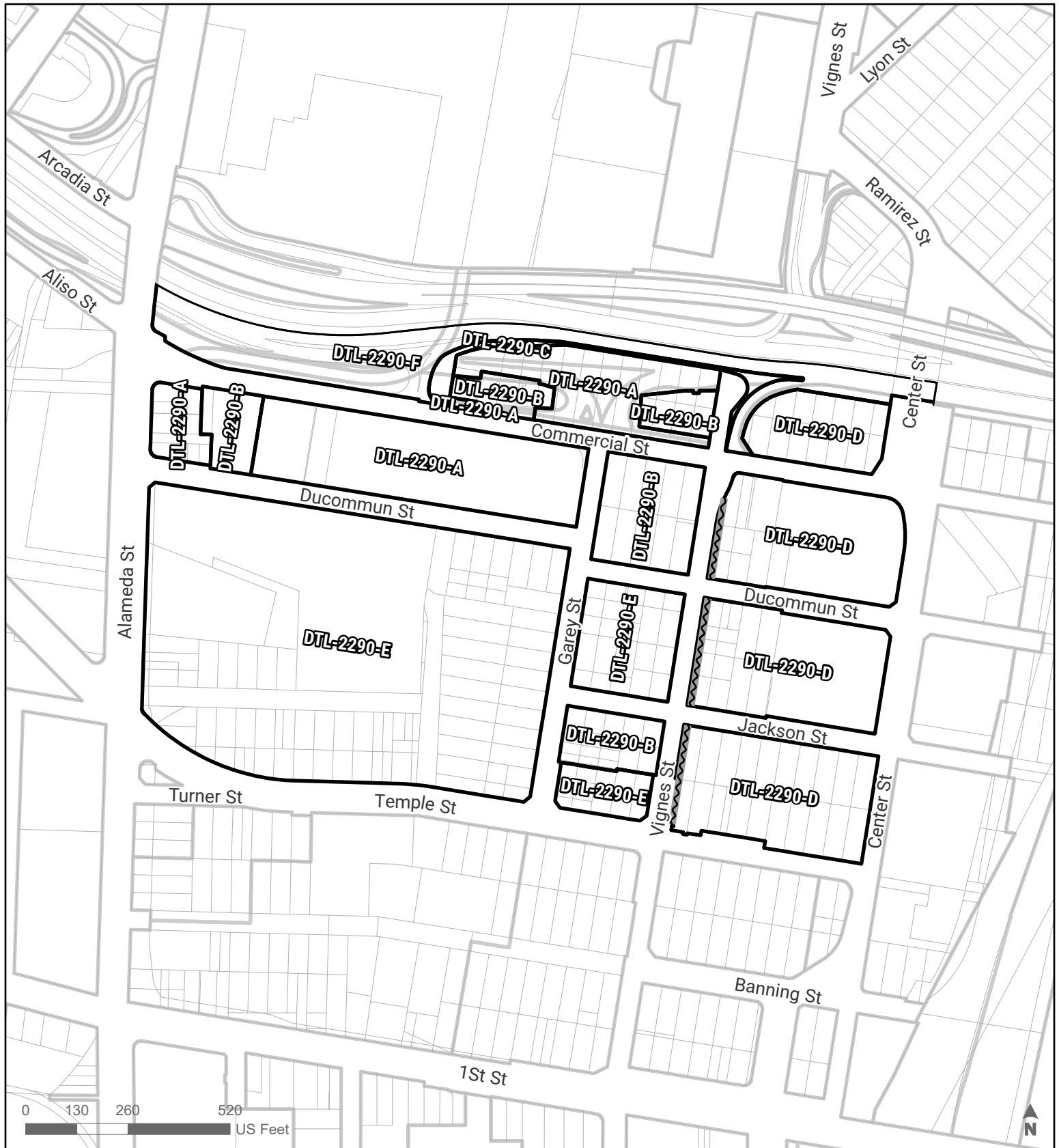
TL / MAR2021

Section:

2280

CPC-1994-0213-CPU


**Downtown
Community Plan Area**



ZONING MAP AMENDMENTS

SUBAREAS

DTL-220-G, DTL-2290-A, DTL-2290-B, DTL-2290-C, DTL-2290-D, DTL-2290-E,
DTL-2290-F

 Building Line Removal

Data Sources: Department of City Planning, Bureau of Engineering

TL / MAR2021

Section:

2290

CPC-1994-0213-CPU

**Downtown
Community Plan Area**



ZONING MAP AMENDMENTS

SUBAREAS

DTL-2300-A, DTL-2300-B, DTL-2310-H

 Building Line Removal

Data Sources: Department of City Planning, Bureau of Engineering

TL / MAR2021

Section:

2300

CPC-1994-0213-CPU


**Downtown
Community Plan Area**



ZONING MAP AMENDMENTS

SUBAREAS

DTL-1710-B, DTL-1720-A, DTL-2300-A, DTL-2310-A, DTL-2310-B, DTL-2310-C, DTL-2310-D, DTL-2310-E, DTL-2310-F, DTL-2310-G, DTL-2310-H, DTL-2310-I, DTL-2310-J, DTL-2310-K, DTL-2340-B, DTL-2350-A

 Building Line Removal

Data Sources: Department of City Planning, Bureau of Engineering

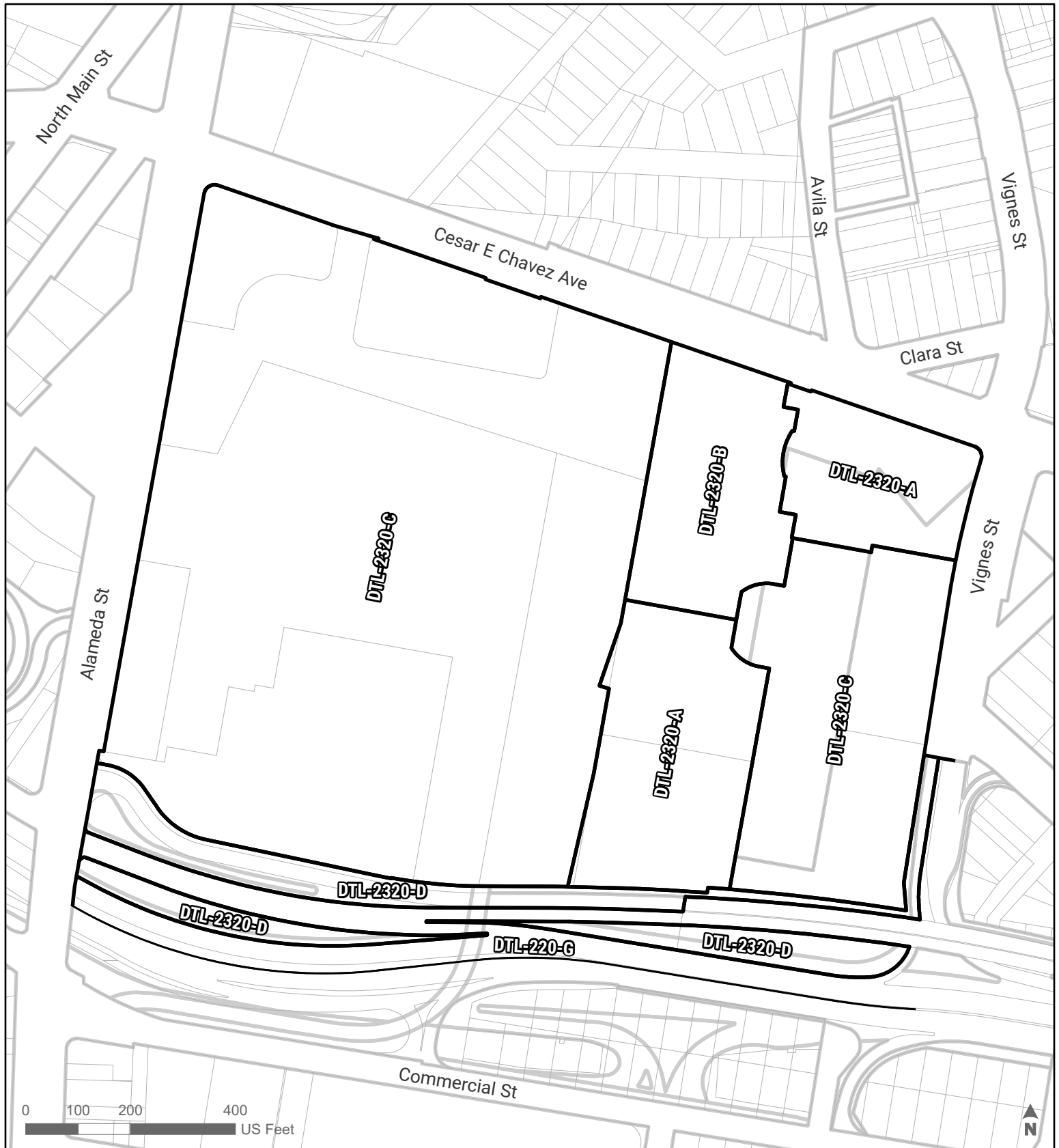
TL / MAR2021

Section:

2310

CPC-1994-0213-CPU

**Downtown
Community Plan Area**



ZONING MAP AMENDMENTS

SUBAREAS

DTL-220-G, DTL-2290-F, DTL-2320-A, DTL-2320-B, DTL-2320-C, DTL-2320-D

 Building Line Removal

Data Sources: Department of City Planning, Bureau of Engineering

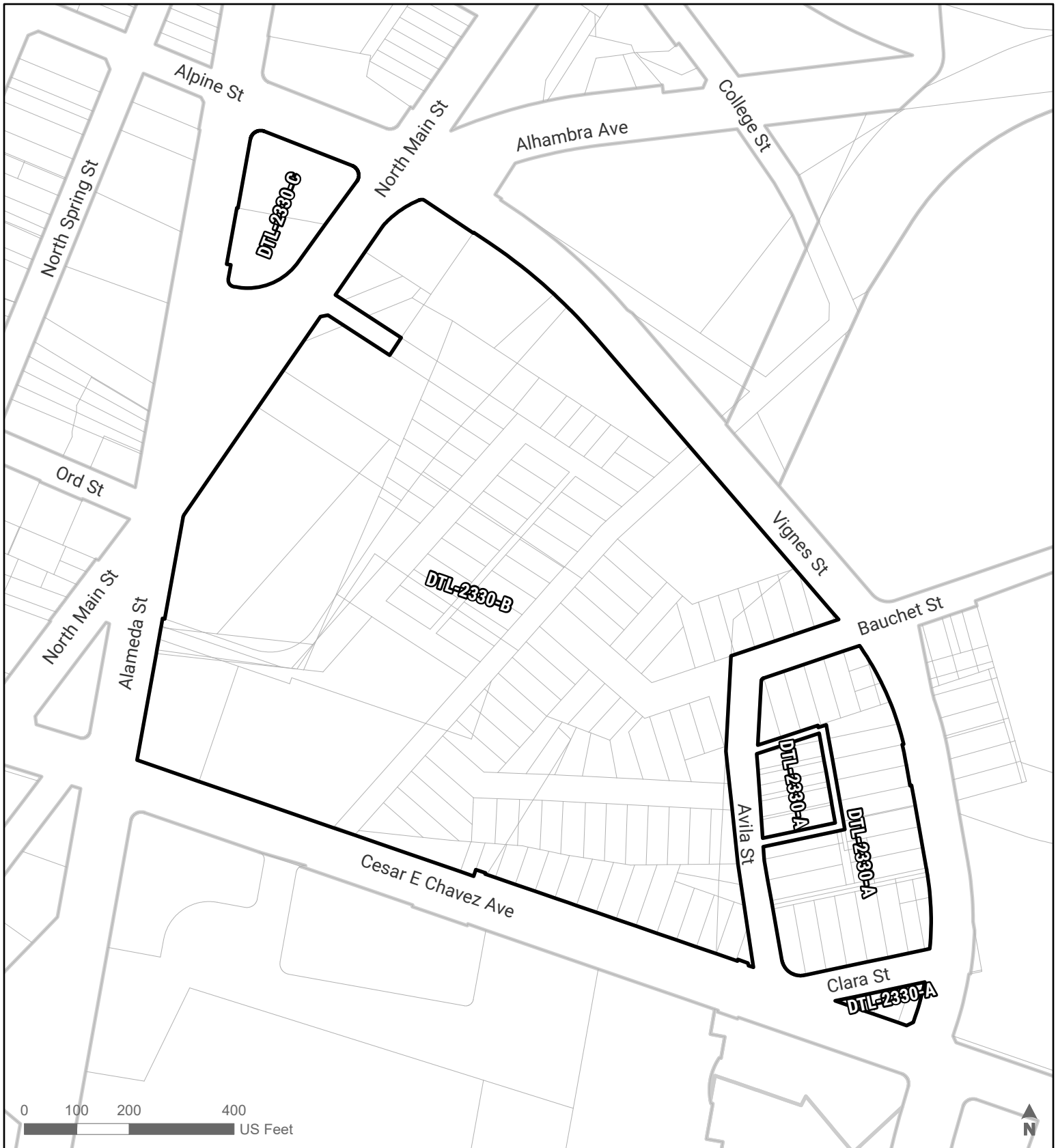
TL / MAR2021

Section:

2320

CPC-1994-0213-CPU

Downtown Community Plan Area



ZONING MAP AMENDMENTS

SUBAREAS

DTL-2330-A, DTL-2330-B, DTL-2330-C

 Building Line Removal

Data Sources: Department of City Planning, Bureau of Engineering

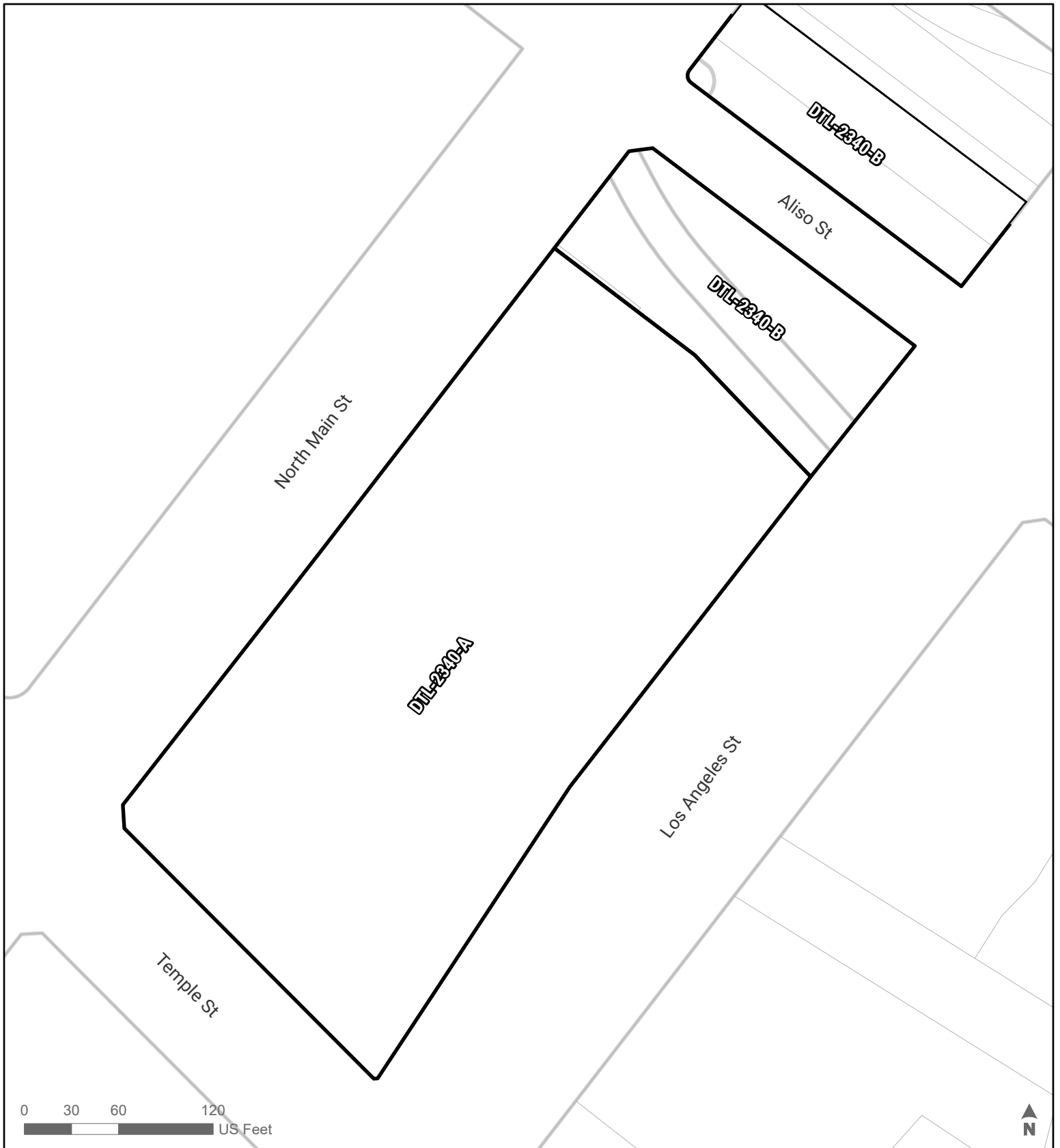
TL / MAR2021

Section:

2330

CPC-1994-0213-CPU

**Downtown
Community Plan Area**



ZONING MAP AMENDMENTS

SUBAREAS

DTL-2310-H, DTL-2340-A, DTL-2340-B

 Building Line Removal

Data Sources: Department of City Planning, Bureau of Engineering

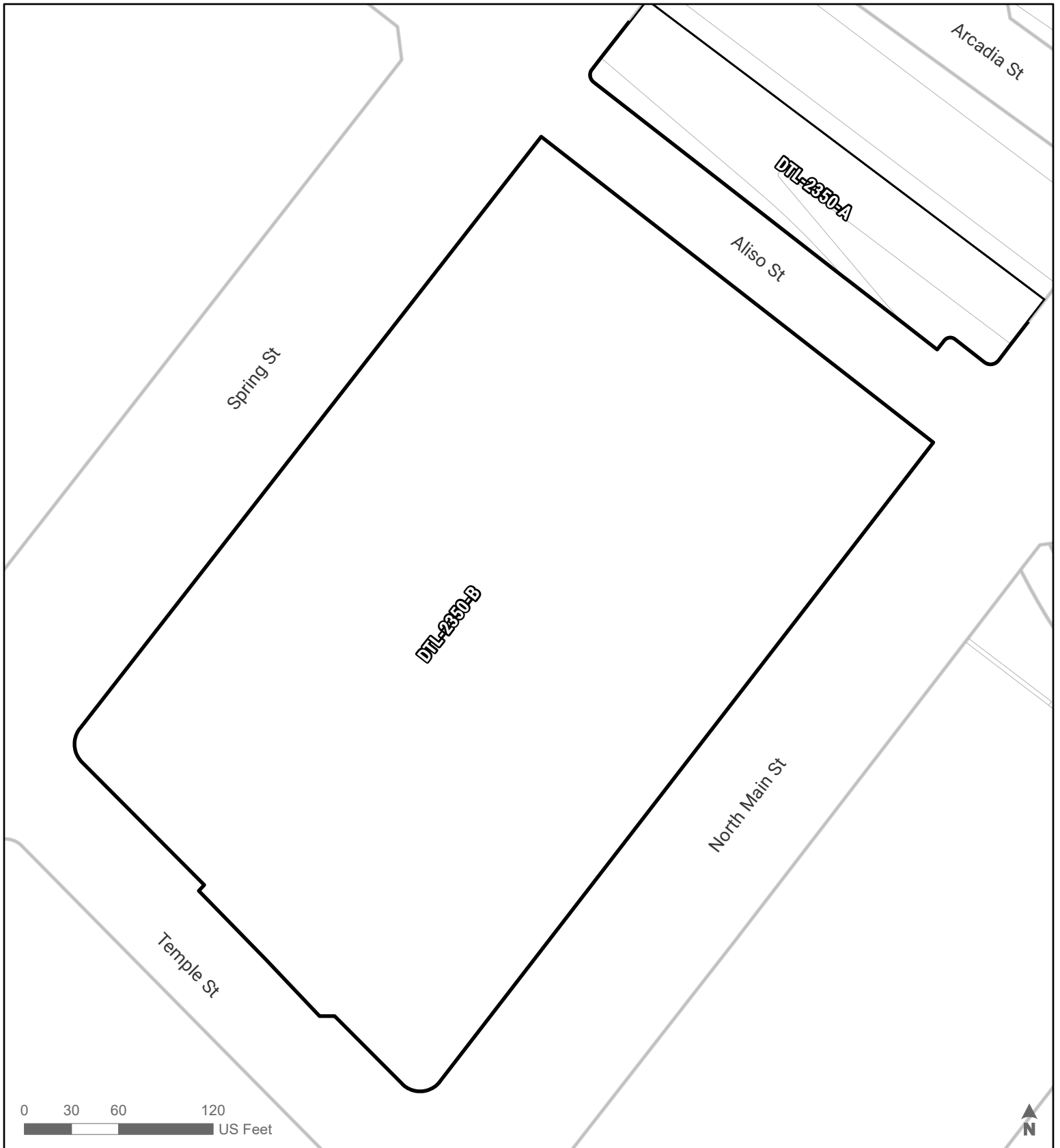
TL / MAR2021

Section:

2340

CPC-1994-0213-CPU

**Downtown
Community Plan Area**



ZONING MAP AMENDMENTS

SUBAREAS

DTL-2310-H, DTL-2350-A, DTL-2350-B

 Building Line Removal

Data Sources: Department of City Planning, Bureau of Engineering

TL / MAR2021

Section:

2350

CPC-1994-0213-CPU

**Downtown
Community Plan Area**



ZONING MAP AMENDMENTS

SUBAREAS

DTL-2360-A, DTL-2360-B, DTL-2360-C, DTL-2360-D, DTL-2360-E

 Building Line Removal

Data Sources: Department of City Planning, Bureau of Engineering

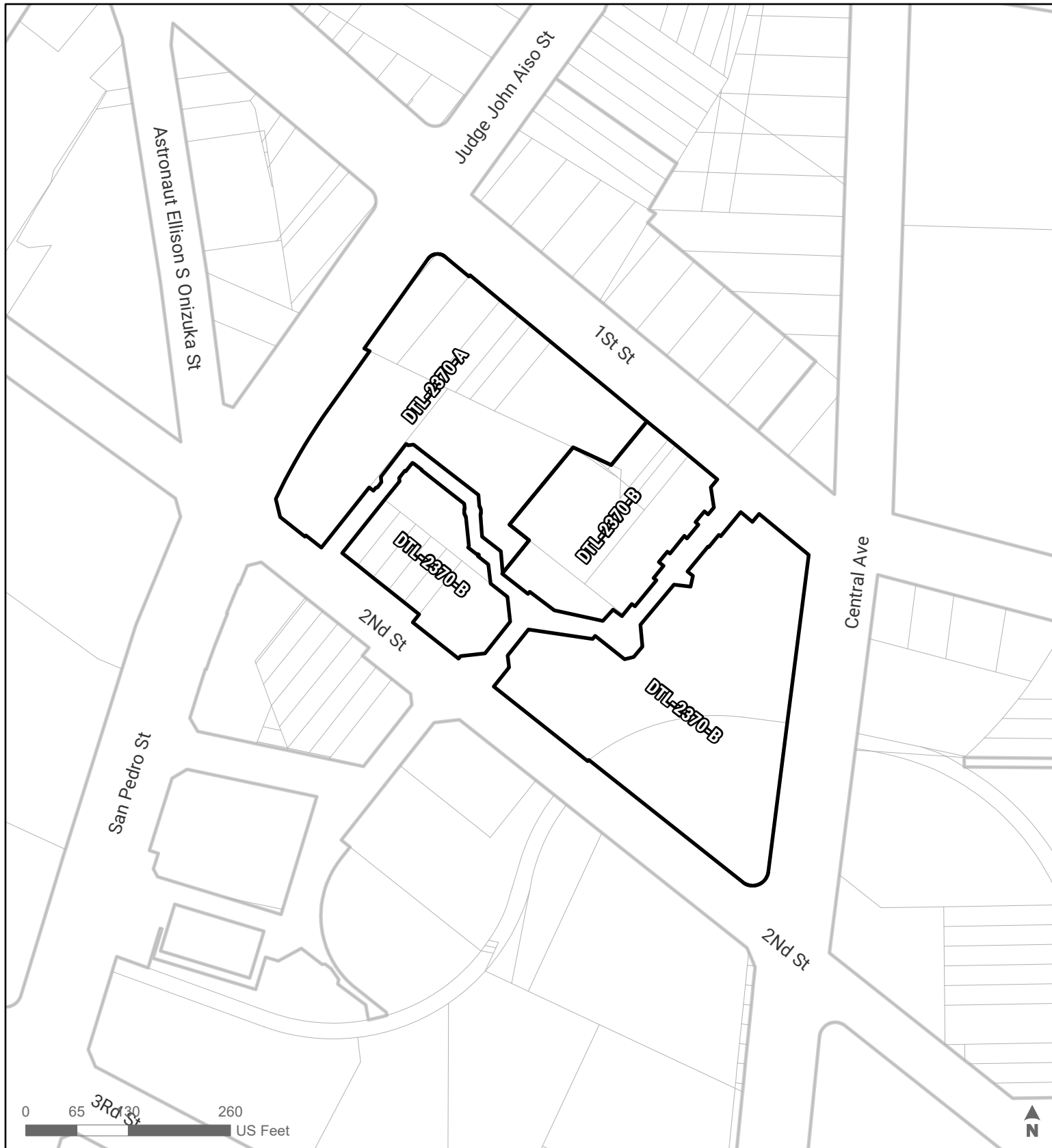
TL / MAR2021

Section:

2360

CPC-1994-0213-CPU

**Downtown
Community Plan Area**



ZONING MAP AMENDMENTS

SUBAREAS

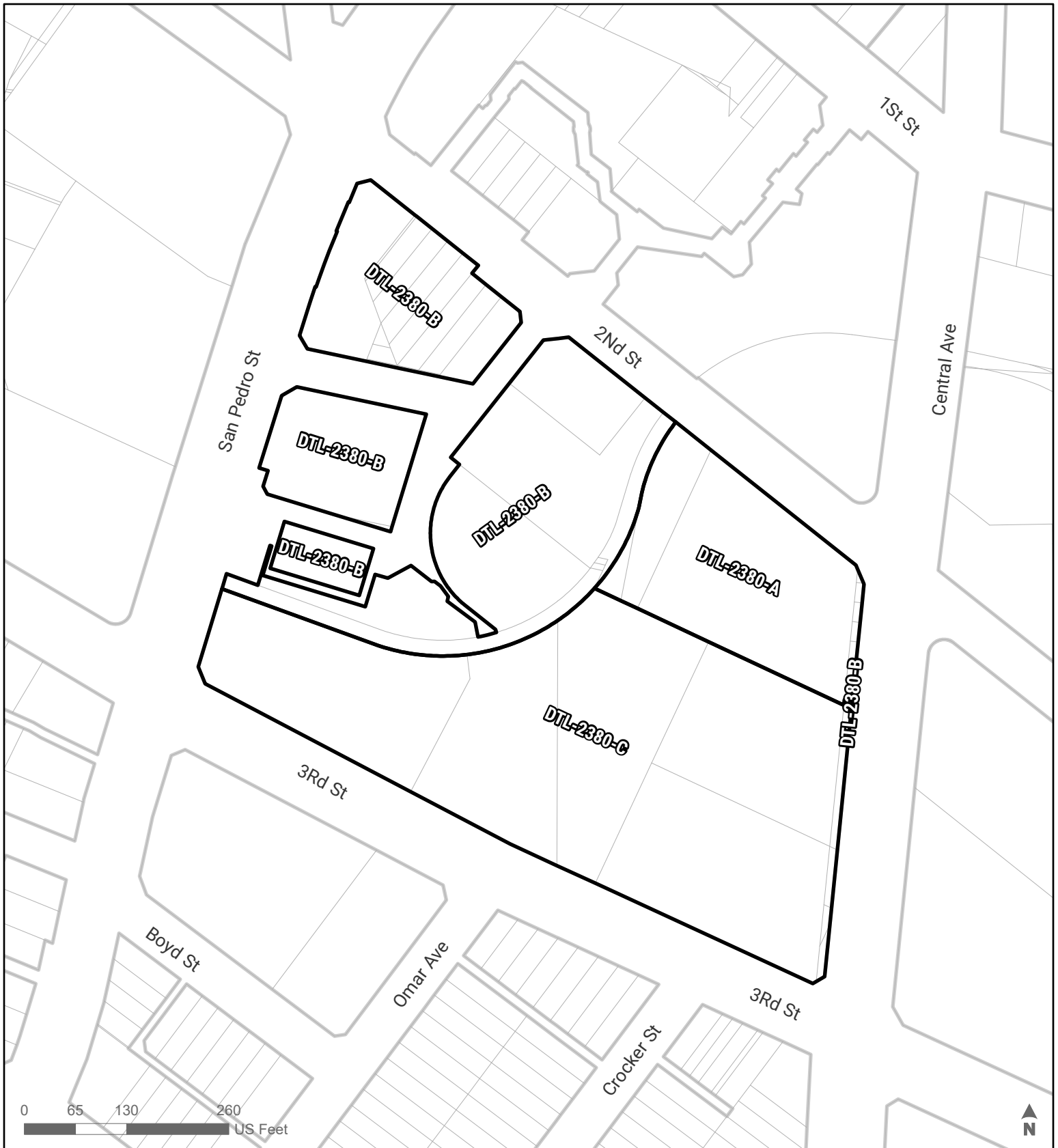
DTL-2370-A, DTL-2370-B

Section:

2370

CPC-1994-0213-CPU

**Downtown
Community Plan Area**



ZONING MAP AMENDMENTS

SUBAREAS

DTL-2380-A, DTL-2380-B, DTL-2380-C

 Building Line Removal

Data Sources: Department of City Planning, Bureau of Engineering

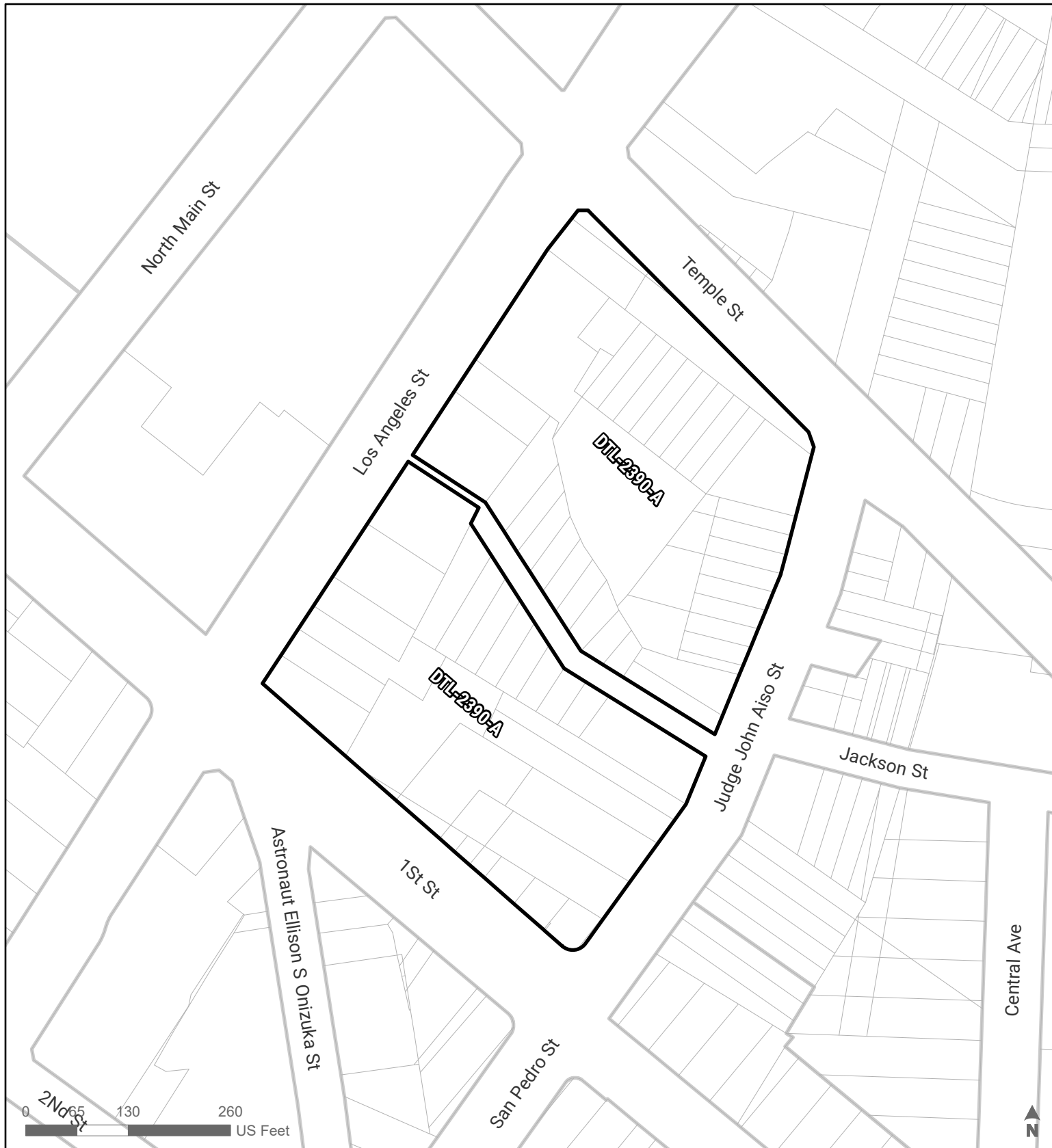
TL / MAR2021

Section:

2380

CPC-1994-0213-CPU

**Downtown
Community Plan Area**



ZONING MAP AMENDMENTS

SUBAREAS

DTL-2390-A

 Building Line Removal

Data Sources: Department of City Planning, Bureau of Engineering

TL / MAR2021

Section:

2390

CPC-1994-0213-CPU

**Downtown
Community Plan Area**



ZONING MAP AMENDMENTS

SUBAREAS

DTL-1700-E, DTL-2400-A, DTL-2400-B, DTL-2400-C

 Building Line Removal

Data Sources: Department of City Planning, Bureau of Engineering

TL / MAR2021

Section:

2400

CPC-1994-0213-CPU

**Downtown
Community Plan Area**



ZONING MAP AMENDMENTS

SUBAREAS

DTL-220-G, DTL-2290-F, DTL-2410-A, DTL-2410-B, DTL-2410-C, DTL-2410-D,
DTL-2410-E, DTL-2410-F, DTL-2410-G

 Building Line Removal

Data Sources: Department of City Planning, Bureau of Engineering

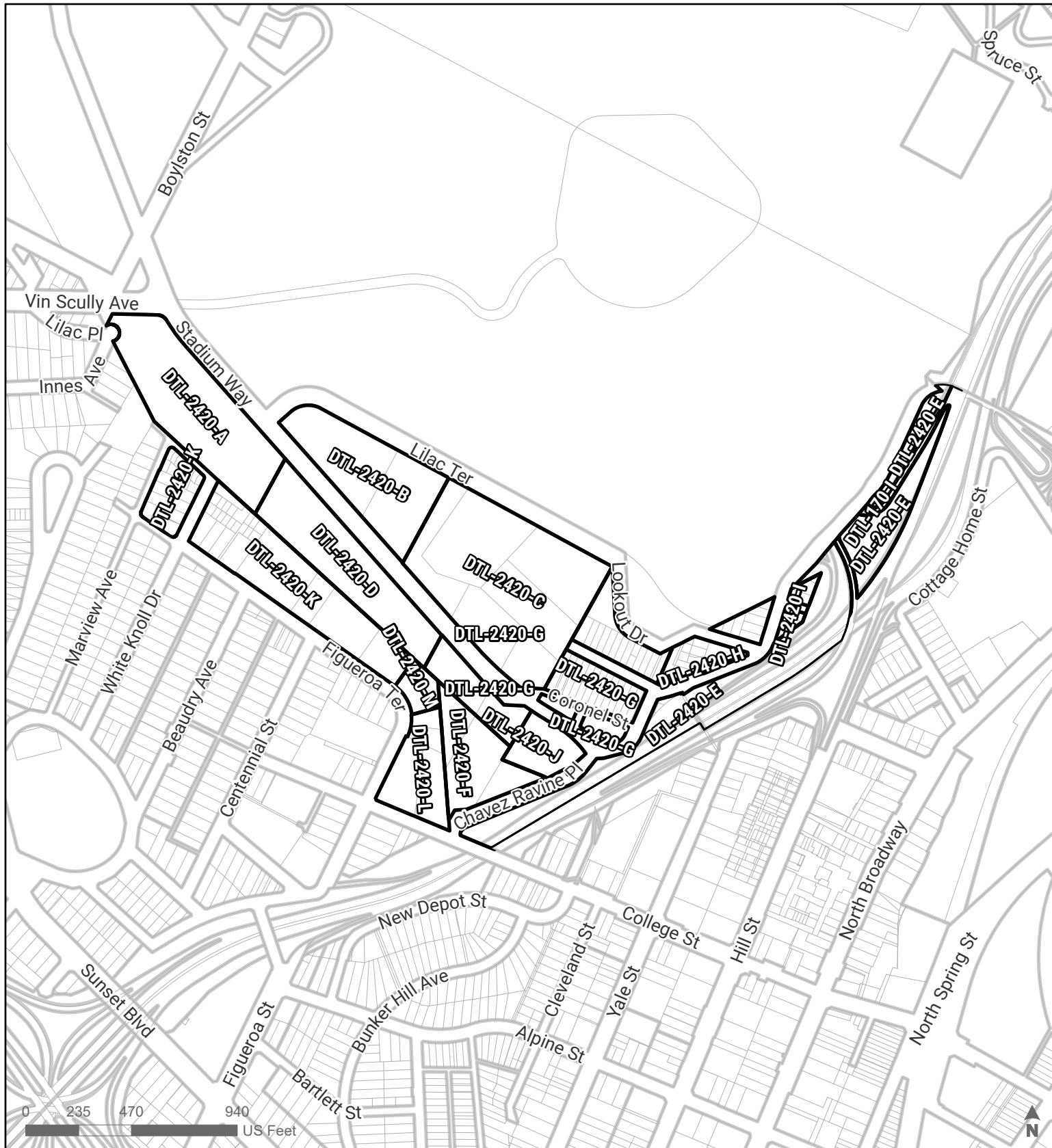
TL / MAR2021

Section:

2410

CPC-1994-0213-CPU


**Downtown
Community Plan Area**



ZONING MAP AMENDMENTS

SUBAREAS

DTL-170-I, DTL-1660-O, DTL-2420-A, DTL-2420-B, DTL-2420-C, DTL-2420-D, DTL-2420-E, DTL-2420-F, DTL-2420-G, DTL-2420-H, DTL-2420-I, DTL-2420-J, DTL-2420-K, DTL-2420-L, DTL-2420-M

 Building Line Removal

Data Sources: Department of City Planning, Bureau of Engineering

TL / MAR2021

Section:

2420

CPC-1994-0213-CPU


**Downtown
Community Plan Area**



ZONING MAP AMENDMENTS

SUBAREAS

DTL-1630-D, DTL-1640-G, DTL-1660-O, DTL-2430-A, DTL-2430-B, DTL-2430-C,
DTL-2430-D, DTL-2430-E, DTL-2430-F, DTL-2430-G, DTL-2430-H, DTL-2430-I,
DTL-2430-J, DTL-2430-K

 Building Line Removal

Data Sources: Department of City Planning, Bureau of Engineering

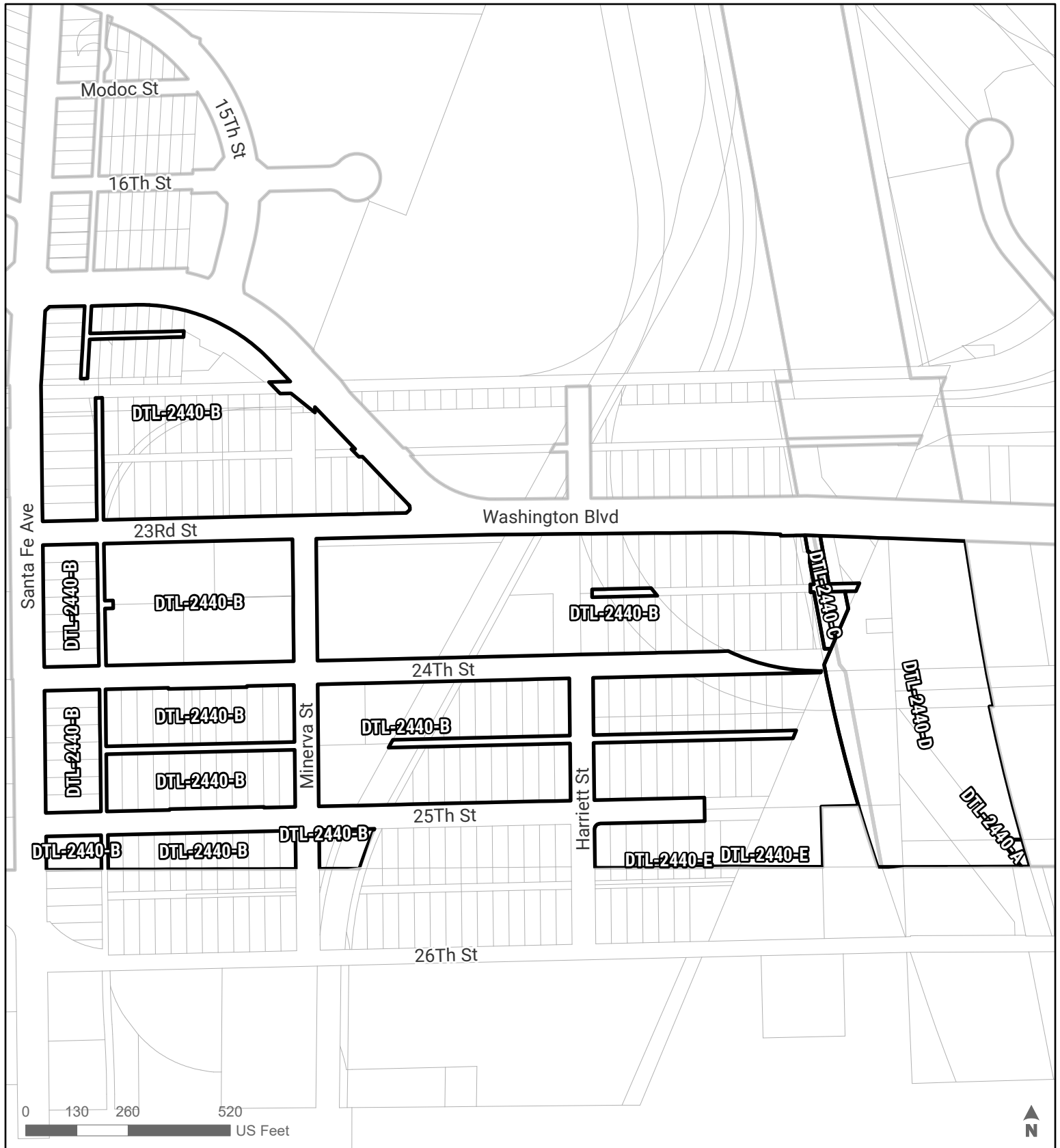
TL / MAR2021

Section:

2430

CPC-1994-0213-CPU


**Downtown
Community Plan Area**



ZONING MAP AMENDMENTS

SUBAREAS

DTL-2440-A, DTL-2440-B, DTL-2440-C, DTL-2440-D, DTL-2440-E

 Building Line Removal

Data Sources: Department of City Planning, Bureau of Engineering

TL / MAR2021

Section:

2440

CPC-1994-0213-CPU

**Downtown
Community Plan Area**